

**MASSACHUSETTS WATER RESOURCES AUTHORITY
MWRA CONTRACT NO. 7274A
RENEWABLE ENERGY TECHNICAL ASSISTANCE CONSULTING
SERVICES
TASK AREA 3 – ENERGY EFFICIENCY**

**TASK ORDER NO. 7
CO-DIGESTION OF BIOSOLIDS AND FOOD WASTES
BENCH-SCALE PILOT STUDY**



Prepared by:

**Fay, Spofford and Thorndike
5 Burlington Woods
Burlington, MA 01803**

OCTOBER 2013

Table of Contents

	Page No.
1.0 Introduction	1
Background Information	1
Literature Review	2
2.0 Approach	3
3.0 Food Waste and Sewage Sludge Characterization	4
4.0 Phase II – Bench-Scale Batch Digestion Study	6
General	6
Batch Study Setup	6
Bench-Scale Batch Study Results and Discussion	8
Summary	14
5.0 Phase III – Bench-Scale Semi-Continuous Study	15
Semi-Continuous Study Setup	15
Analytical Methods	16
Semi-Continuous Study Results and Discussion	17
Summary	27
6.0 Application of Results to DITP	28
7.0 Conclusions and Recommendations	30
References	32
List of Figures	
Figure 1 – 4-Liter Reactors for Batch Digestion Study	6
Figure 2 – Batch Digestion Alkalinity	8
Figure 3 – Batch Digestion pH	9
Figure 4 – Batch Digestion Total Solids	10
Figure 5 – Batch Digestion Volatile Solids	10
Figure 6 – Batch Digestion Volatile Solids Reduction	11
Figure 7 – Batch Digestion Soluble Total Nitrogen Concentration	11
Figure 8 – Batch Digestion Soluble Phosphate Concentration	12
Figure 9 – Batch Digestion Total COD	13
Figure 10 – Batch Digestion Biogas Production	13
Figure 11 – Batch Digestion Biogas Yield	14
Figure 12 – Semi-Continuous Total Solids Concentration	18
Figure 13 – VSR by VS Percent (%) (Running Average)	19

Figure 14 – VSR by VS Loading (%) (Running Average)	20
Figure 15 – “Normalized” Cumulative Biogas Production vs. Time	21
Figure 16 – Methane Composition (%) of Digester Biogas, through Current Study Period	22
Figure 17 – pH vs. Time	23
Figure 18 – Alkalinity and Volatile Acid Alkalinity vs. Time	23
Figure 19 – Volatile Acid Alkalinity/Alkalinity Ratio vs. Time	24
Figure 20 – Total COD	25
Figure 21 – Soluble Total Nitrogen vs. Time	26
Figure 22 – Soluble Phosphate vs. Time	27

List of Tables

Table 1 – Characterization Study Parameters and Analytical Methods	4
Table 2 – Characterization Study Analytical Results – November 8, 2012	5
Table 3 – Characterization Study Analytical Results – November 14, 2012	5
Table 4 – Characterization Study Analytical Results – November 28, 2012	5
Table 5 – Batch Digestion Setup	7
Table 6 – Batch Digestion Supernatant Sampling Schedule	7
Table 7 – Bench-Scale Study Parameters and Analytical Methods	8
Table 8 – Biogas Generation Yields	14
Table 9 – Semi-Continuous Digestion Setup	16
Table 10 – Bench-Scale Study Parameters and Analytical Methods	17
Table 11 – Semi-Continuous Feed Solids and Volumetric Loading Rates	17
Table 12 – Volatile Solids Reduction Efficiency	19
Table 13 – Biogas Generation Rates	20
Table 14 – Biogas Generation Yields	21
Table 15 – Biosolids Production at DITP	28
Table 16 – Biogas Production at DITP	29
Table 17 – Biosolids Production at DITP (per Digester) – Full-Scale Pilot Plant Investigation	29
Table 18 – Biogas Production at DITP (per Digester) – Full-Scale Pilot Plant Investigation	30

List of Appendices

Appendix A – Batch Digestion Study Laboratory Data
Appendix B – Semi-Continuous Digestion Study Laboratory Data

1.0 Introduction

A team comprised of the Massachusetts Water Resources Authority (MWRA), Fay, Spofford & Thorndike (FST) and the University of Massachusetts at Amherst (UMass Amherst), hereinafter referred to as the “Team”, undertook a laboratory bench-scale study to evaluate the anaerobic co-digestion of food waste (FW) and sewage sludge (SS) from the Deer Island Treatment Plant (DITP). The study’s objectives were to determine the following for several FW/SS mixtures:

- Anaerobic digestibility.
- Biogas (methane) production.
- Volatile solids reduction.
- Side-stream impacts for nutrient load.

MWRA is conducting another study to evaluate the feasibility of the sludge digestion and downstream sludge handling processes to accommodate FW in terms of capacity, process changes, access issues, etc., and the results of both of these studies will be necessary to determine the future of FW co-digestion at DITP.

Background Information

FW and other organics represent 20-25% of the current waste stream in Massachusetts going to incinerators or landfills. The Massachusetts 2010-2020 Solid Waste Master Plan calls for the diversion of at least 35% of FW from disposal by 2020. Anaerobic co-digestion of FW and SS is a sustainable approach that combines wastewater treatment with the recovery of useful byproducts and renewable biofuels. Adoption of anaerobic co-digestion could reduce reliance on fossil fuels, limit air pollutant emissions, provide supplemental energy and reduce landfill and incineration waste.

The anaerobic digestion process at DITP is comprised of three digester modules, each containing four egg-shaped anaerobic digesters. Each digester tank is 90 feet in diameter at the middle with a liquid level depth of 128 feet, and each has a capacity of 3.0 million gallons. The system is used for the digestion of thickened primary and waste activated sludge. Each digester module is arranged in a rectangular pattern with an equipment building located in the center of each module. The equipment buildings house sludge and gas piping, along with sludge heat exchangers, sludge recirculation pumps and other related process equipment. There are also two sludge/gas storage tanks located adjacent to digester module 1. The capacity of each sludge/gas storage tank is also 3.0 million gallons. At present 8 of the 12 digester units are operated, so there appears to be significant capacity available for the addition of FW. Because of the large size of these digesters, DITP could play an important role in helping to meet the goals of the Solid Waste Master Plan while reducing the facility’s dependence on fossil fuel, increasing its production of biogas - a renewable energy source, and becoming more energy-efficient.

Literature Review

Co-digestion of FW with SS in anaerobic digesters at existing wastewater treatment plants is a relatively new idea in the U.S. There are several WWTPs that are currently co-digesting FW and SS, all of which have started this practice fairly recently. It is becoming more prevalent now that the potential of utilizing the additional biogas produced as a renewable energy source is realized, and more strict regulations concerning the disposal options for organic wastes are being implemented.

Co-digesting of FW and SS provides many benefits. It increases the digestibility of the sludge, increases biogas production of anaerobic digesters and provides an alternative disposal method for the generators of FW. Because the volatile solids (VS) conversion rate of the combined waste is much higher than that of SS alone (up to 90% for combined FW and SS compared to approximately 50% for SS alone), the amount of biogas produced as a byproduct of digestion is much higher.

The amount of VS destroyed during co-digestion can vary greatly (approximately 7% to 90%) based on the type of FW that is being co-digested, the FW characteristics, the loading ratio of FW to SS and the amount of FW being added. Different types of organic waste that can be co-digested include fats, oils and grease (FOG), high-strength wastes (HSW) and source-separated organics (SSO). FOG consists mainly of frying oils and grease from grease traps, HSW are typically wastes from food processing/production facilities, and SSO are materials that are separated from solid waste from various sources such as restaurants, supermarkets and food and beverage manufacturers (Wimmer et al., 2012).

Even though FW is more digestible than SS, it requires the micronutrients found in the wastewater sludge to complete the digestion process. It has been found that when FW is digested on its own, without sludge, the volatile solids reduction (VSR) and biogas production rates are much lower than with co-digestion. Co-digesting, or combining the different types of wastes, results in a synergistic outcome (Zitomer et al., 2008). This is due to changes in the digester microbial community structure during co-digestion that lead to more rapid, extensive conversion of the biodegradable substrate to biogas. The co-digestion of the mixed wastes supports different bacterial and methanogenic degradation pathways, which leads to a more rapid methane production rate through enhanced microbial activity (Navaratnam et al., 2012). Because of the more rapid conversion of the combined waste to biogas, a shorter solids retention time (SRT) in the digesters is required. When FW or SS are digested on their own, the degradation pathways are limited, which slows the conversion process.

Navaratnam et al. (2012) completed a full-scale co-digestion study and measured the biochemical methane potential (BMP) of primary sludge combined with different food and manufacturing wastes. It was found that the measured BMP for the sludge mixed with FW was higher than the theoretical BMP for the combined wastes. Other results of this study include an increase in specific methanogenic activity due to the increase in different species in the digesters as opposed to an increase in the total number of all methanogens present.

Wang et al. (2012) is currently conducting a study comparing the effects of co-digestion with different ratios of grease trap waste to SS. This study is being conducted in phases (using 0% to 100% grease trap waste) to determine the optimal amount of grease trap waste required to maximize the biogas production as well as the maximum fraction of grease trap waste that can be co-digested without methanogenic inhibition. Because the results of this study have not yet been published, no comparison can be made with MWRA's study regarding the biogas production and VSR of 100% grease trap waste.

The addition of FW to SS not only increases VSR and biogas production, it also stabilizes the digester performance and improves the carbon content of the digested sludge due to the higher C:N ratio. Co-digestion also affects the amount of solids produced as an end product. The FW is not completely converted to biogas, therefore the solids produced will range from approximately 10% to 30% of the volatile portion of the FW entering the digesters, depending on the amount of VSR occurring. Co-digestion may also affect the liquid treatment train due to higher levels of ammonia and COD in the filtrate of the dewatering activities. These increased levels of contaminants may require additional treatment as the current nitrogen output is nearing the maximum permitted capacity.

Also, to accommodate the additional FW loading to the digesters, more heat to the digesters will be required to maintain the optimal conditions for anaerobic digestion of the mixed sludge. However, with an efficient combined heat and power recovery system installed, the heat required for digestion can be obtained from the additional biogas produced from the FW addition.

2.0 Approach

The Team used a three-phase approach to evaluate the co-digestion of SS and FW at DITP:

- Phase I: Characterize FW samples provided by Waste Management, Inc., and four SS samples from DITP – primary, secondary, digester feed (combined primary and secondary) and digested sludge.
- Phase II: Conduct a bench-scale study for FW and SS using a batch digestion process.
- Phase III: Conduct a bench-scale study for FW and SS using a semi-continuous digestion process.

For Phases II and III, the study evaluated the following criteria for various FW/SS combinations:

- Anaerobic digestibility.
- Biogas production.
- Volatile solids reduction.
- Side-stream impacts for nutrient load.

All three phases occurred at the UMass Amherst Environmental Engineering Laboratory under the direction of Professor Chul Park, Ph.D., in collaboration with MWRA and FST.

3.0 Food Waste and Sewage Sludge Characterization

The Waste Characterization was conducted in November 2012 on three days: November 8, 14 and 28, 2012. The wastes analyzed were as follows:

- November 8, 2012 – FW, primary, secondary and digested sludge
- November 14, 2012 – FW (second set)
- November 28, 2012 – FW, combined primary and secondary sludge and digested sludge

Waste Management, Inc., a waste transportation and management company, provided the FW, which was an “engineered” blend of foods that the company replicated several times during the bench-scale study. The blend of foods resulted in a slurry with a total solids (TS) concentration of about 15%. DITP supplied the primary, secondary, combined primary and secondary (feed) sludge and the digested (seed) sludge. Samples analyzed on November 28, 2012 represent those used for the batch digestion process. All sludges were shipped or transported in coolers with ice and refrigerated until analyzed.

Table 1 shows the parameters and specific analytical method/instrumentation used, and Tables 2 - 4 present the analytical results for the FW and SS samples taken on the various dates in November 2012.

Table 1
Characterization Study Parameters and Analytical Methods

Parameters	Methods / Instruments	Standard Methods
pH	pH Meter (Orion GS9156)	4500-H+B
STN	Hach reagent sets	-
SPO ₄	Hach reagent sets	-
COD	Standard Methods	5220D
TS and VS	Standard Methods	2540
Alkalinity	Standard Methods	2320
Capillary Suction Time (CST)	Standard Methods	2710G

Table 2 and Table 4 both indicate that the FW samples from November 8 and November 28, 2012 have much lower alkalinity and pH values, higher TS and VS concentrations, and higher VS/TS percentage than the primary, secondary, digested and feed sludges. Table 3 presents the soluble chemical oxygen demand (SCOD) for a FW sample taken on November 14, 2012, since this analysis was not done on November 8, 2012. The SCOD result is much higher than those of the sludges analyzed on November 8th and November 28th, and TS and VS values for the FW on November 14th are similar to those for FW analyzed on November 8th and November 28th.

Table 2
Food Waste and Sewage Sludge Characterization Results
November 8, 2012

Description	Alkalinity (mg/L CaCO ₃)	SCOD (mg/L)	TS (%)	VS (%)	VS/TS (%)	CST (sec)	pH
Food Waste	329	**	14.77	13.93	94.32	*	4.65
Primary Sludge	1345	1257	6.09	5.18	85.12	835	6.87
Secondary Sludge	1836	1275	5.25	4.55	86.52	*	6.58
Digested Sludge	9696	700	2.45	1.61	65.80	3878	7.67

* Sample dried up during CST analysis.

** Not measured.

Table 3
Food Waste Characterization Results
November 14, 2012

Description	SCOD (mg/L)	TS (%)	VS (%)	VS/TS (%)
Food Waste	52413	14.97	14.08	94.04

Table 4
Food Waste and Sewage Sludge Characterization Results
November 28, 2012

Description	Alkalinity (mg/L CaCO ₃)	TCOD (mg/L)	SCOD (mg/L)	TS (%)	VS (%)	VS/TS (%)	CST (sec)	pH	STN (mg/L)	SPO ₄ (mg/L)
Food Waste	211	132403	73317	17.44	15.98	91.62	804	4.62	3060	444
Feed Sludge	1612	55980	3218	4.52	3.95	87.50	*	5.94	3460	102
Seed Sludge	5898	20930	451	2.26	1.54	68.19	3668	7.68	2550	80

4.0 Phase II – Bench-Scale Batch Digestion Study

General

The batch digestion study began November 28, 2012 with a one-time slug feeding of various combinations of FW and SS to seed sludge (digested sludge) from DITP in eight 4-liter reactors. The batch digestion setup did not represent digestion operation at DITP with respect to digester feed (pounds of VS feed per pounds of VS in the digester), sludge withdrawal and/or the anticipated ratio of FW feed to the mass of VS in the digester. The purpose of this preliminary batch study was to evaluate the co-digestibility of FW under extreme conditions with respect to FW/SS feed, seed sludge, environmental factors, etc. The study was also done to determine how various FW/SS ratios affect biogas production, VSR, pH, alkalinity and other parameters that were useful to know in preparation for the semi-continuous digestion study.

Batch Study Setup

The eight 4-liter reactors were kept in a temperature-controlled room with the temperature set at 37°C to simulate the mesophilic conditions of the anaerobic digesters at DITP. Each digester was closed with a rubber stopper through which two glass tubing sampling ports were pierced. The first piece of glass tubing was used as a sampling port for biogas, through which the biogas was collected into a plastic gas bag. The second sampling port was used to withdraw digested sludge for measurement. Each digester was seeded with 2 liters of field-combined primary and secondary anaerobically digested sewage sludge collected from DITP. The contents were stirred at 100 rpm using constructed rotating chambers. Figure 1 displays the reactor setup.

Figure 1
4-Liter Reactors for Batch Digestion Study



Table 5 presents the breakdown in feed composition for the eight reactors/digesters. As the table indicates, FW percentages in the feed to the digesters varied from 0% (all DITP feed sludge and no FW), to 88.5% (FW and seed sludge from DITP digesters, and no DITP feed sludge). Intermediate FW percentages were 6.1%, 11.7% and 21.6%, with two reactors dedicated to each of these percentages, and one reactor each for the 0% and 88.5% FW. The percentages were on a dry weight basis and represent FW as a percent of total digester contents.

Table 5
Batch Digestion Setup

FW/Total Reactor Sludge %	Food Waste (L)	Feed Sludge (L)	Seed Sludge (L)	Number of Reactors
88.5% food waste	2	0	2	1
100% feed sludge/0% food waste	0	2	2	1
6.1% food waste	0.05	1.95	2	2
11.7% food waste	0.10	1.90	2	2
21.6% food waste	0.20	1.80	2	2
Total number of digestion setups				8

Sampling of the digester supernatant occurred several times throughout the study (Table 6). Sampling for biogas collected in bags attached to the digesters took place daily in the first 5 days, and then at a reduced rate as biogas production decreased. Sampling parameters and analytical methods/instrumentation used are shown in Table 7.

Table 6
Batch Digestion Supernatant Sampling Schedule

Days of Digestion	Sample Date
0	11/28/12
2	11/30/12
6	12/4/12
11	12/9/12
15	12/13/12
24	12/22/12
38	1/5/13

Table 7
Bench-Scale Study Parameters and Analytical Methods

Parameter	Methods / Instruments	Standard Methods
pH	pH Meter (Orion GS9156)	4500-H+B
CH ₄ and CO ₂	GC-TCD	-
STN	Hach reagent sets	-
SPO ₄	Hach reagent sets	-
COD	Standard Methods	5220D
TS and VS	Standard Methods	2540
Alkalinity	Standard Methods	2320
CST	Standard Methods	2710G

Bench-Scale Batch Study Results and Discussion

Figures 2 and 3 display alkalinity and pH sampling results, respectively, for the various FW/SS combinations.

Figure 2
Batch Digestion Alkalinity

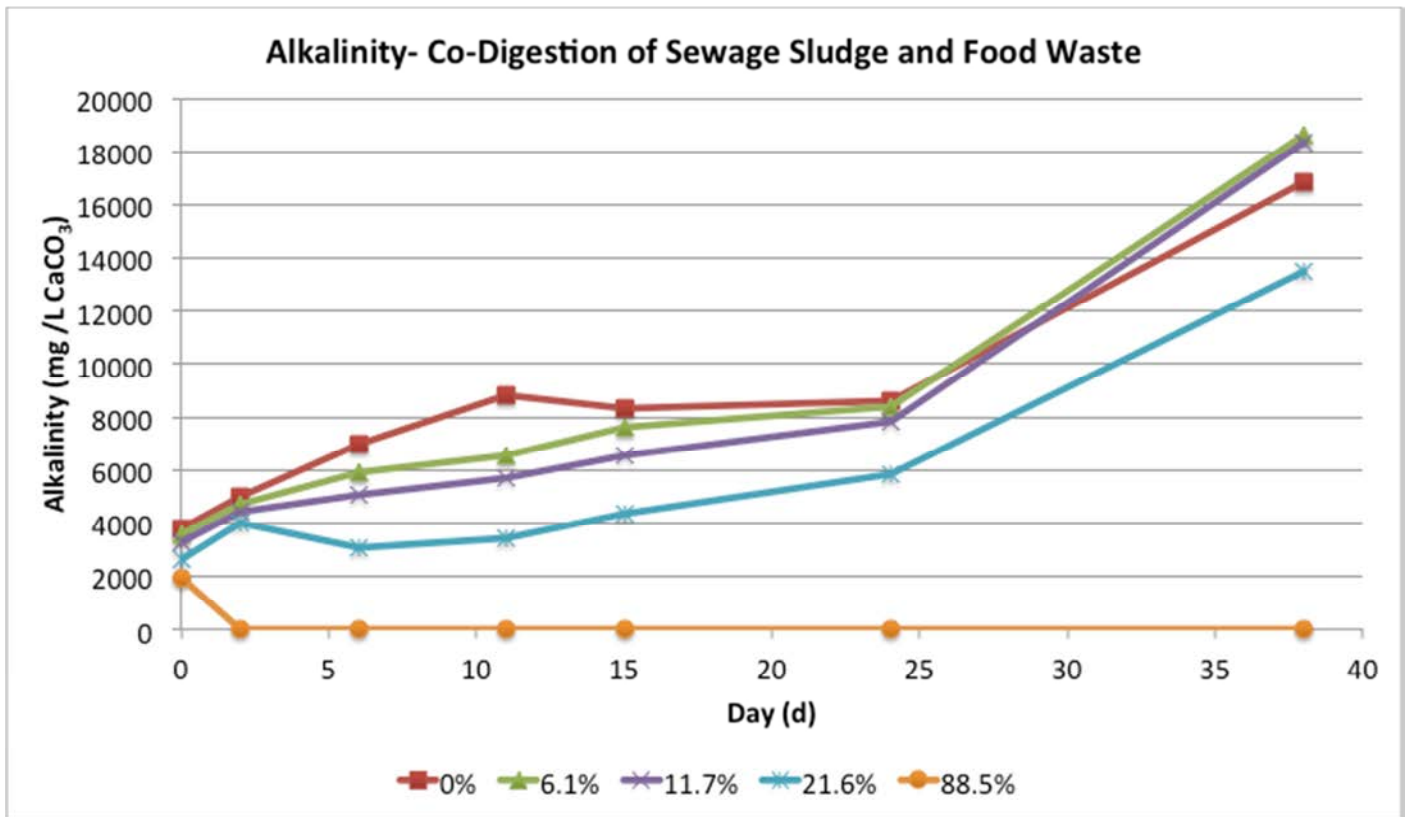
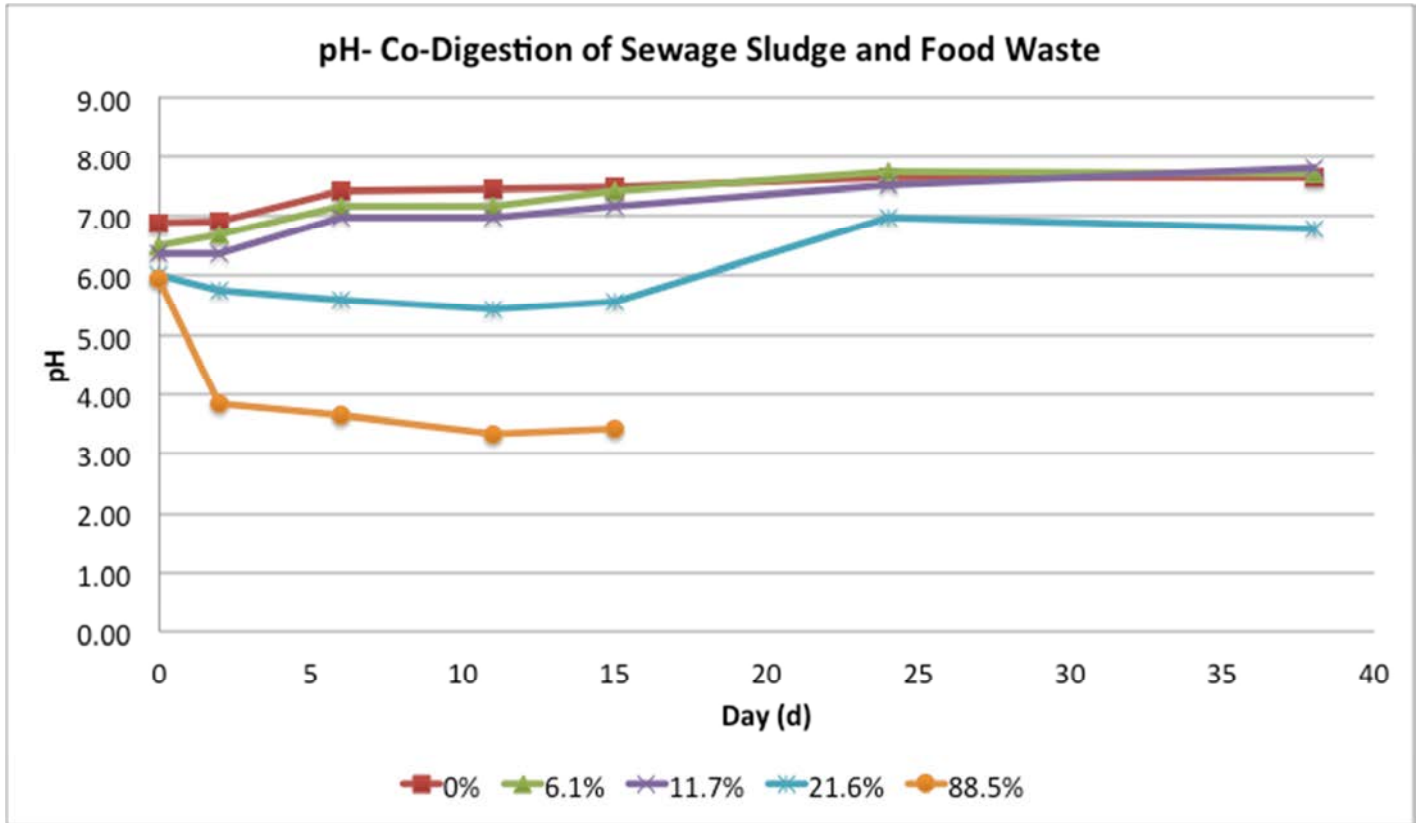


Figure 3
Batch Digestion pH



The alkalinity of the samples at the start of the experiment (time zero) varied from 2,000 milligrams per liter (mg/L) to 4,000 mg/L. The samples with lower ratios of FW had higher alkalinity in comparison to the higher ratios of FW. Similarly, the pH of the reactors with a higher content of FW was lower (pH = 6) in comparison to reactors with a lower content of FW (pH = 6.5-7.0) at time zero. The alkalinity of the reactor containing 88.5% FW was depleted within two days from the start of the experiment. As a result, the pH of the reactor was reduced to less than 4 and the biological reaction ceased. The pH and alkalinity of the reactor containing 21.6% FW initially decreased. After 15 days, both the alkalinity and pH increased. The laboratory data supporting Figures 2 and 3 and others described hereinafter for the batch digestion study are contained in Appendix A.

Referring to Figure 4, initial TS concentrations in the digesters varied between 3 to 4% in all samples but the 88.5% FW, which was about 9%. The reactors with higher FW ratios had higher TS concentrations. Through day 38, all digesters but the 88.5% FW showed a decrease in TS to about 2% due to VS reduction. The reactor with 88.5% FW digester decreased to about 7% within two days due to rapid biological decomposition that resulted in a decrease of the alkalinity and pH in the reactor. Within the next 9 days the TS gradually decreased to about 6.5%, and after about 15 days the TS increased to 8% in the 88.5% FW digester. It is safe to assume that, in the digester with the 88.5% FW, the depletion of alkalinity and reduction of pH to about 4 resulted in the cessation of biological reactions after about 10 days.

Figure 4
Batch Digestion Total Solids

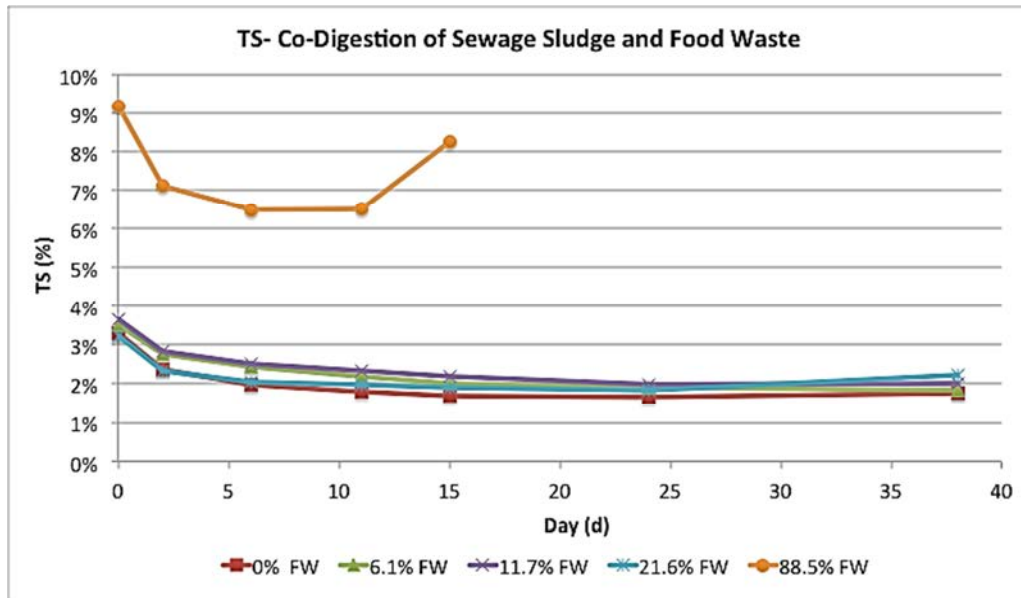
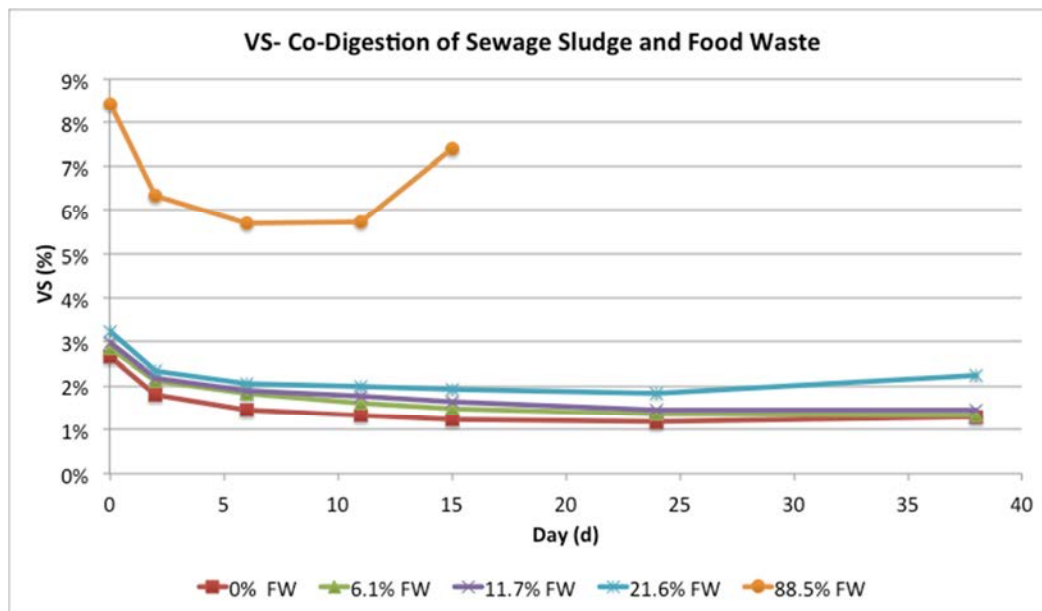


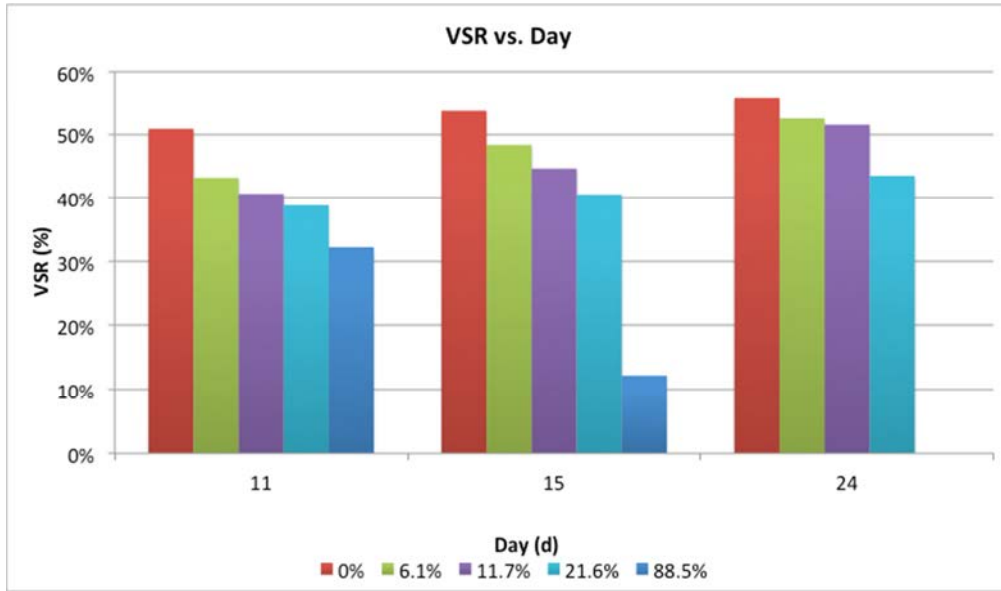
Figure 5 presents VS data for the study. Except for the 88.5% FW digester, initial VS concentrations were slightly higher than the control digester, and all were within about 2.5 to 3.3%. By day 38, VS concentrations were about 1 to 1.5% for the control, 6.1% and 11.7% FW digesters, and just above 2% for the 21.6% FW digester. The VS concentration for the 88.5% FW digester started out at about 8.5%, decreased to just under 6% on day 11, and then increased to about 7.3% on day 15, indicating failure of the digester.

Figure 5
Batch Digestion Volatile Solids



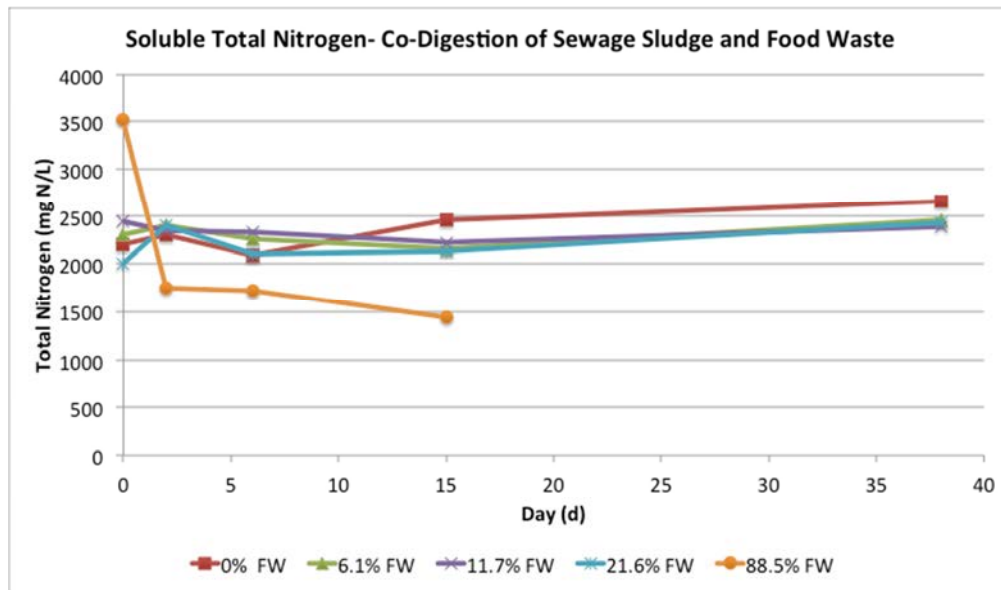
Percent VSR for the digesters on days 11, 15 and 24 is shown in Figure 6. VSR in the control samples was greater than 50%. VSR in all other reactors except the 88.5% FW reactor ranged from 40 to 55 percent. The percent VSR was inversely proportional to the initial FW content or VS/TS ratio. The 88.5% FW digester exhibited about a 32% reduction on day 11 and 12% reduction on day 15 – another indication of digester failure.

Figure 6
Batch Digestion Volatile Solids Reduction



To investigate nutrient load impacts in the digester side-stream, the study included sample analysis for soluble total nitrogen (STN) and soluble phosphate (SPO_4) (Figures 7 and 8, respectively).

Figure 7
Batch Digestion Soluble Total Nitrogen Concentration



**Figure 8
Batch Digestion Soluble Phosphate Concentration**

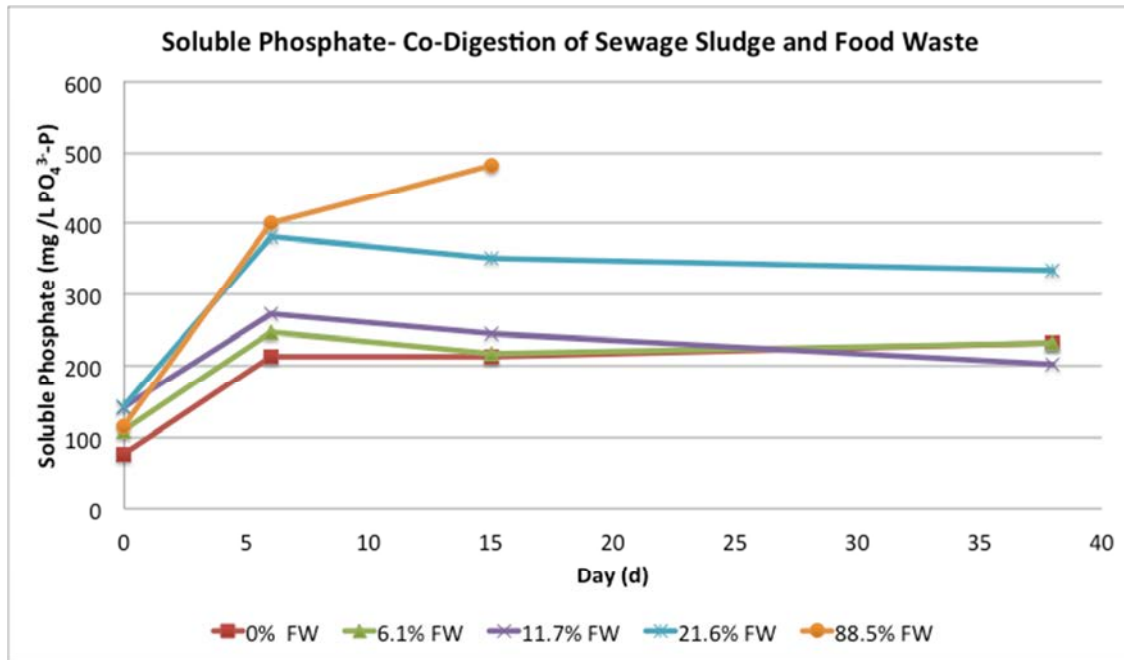


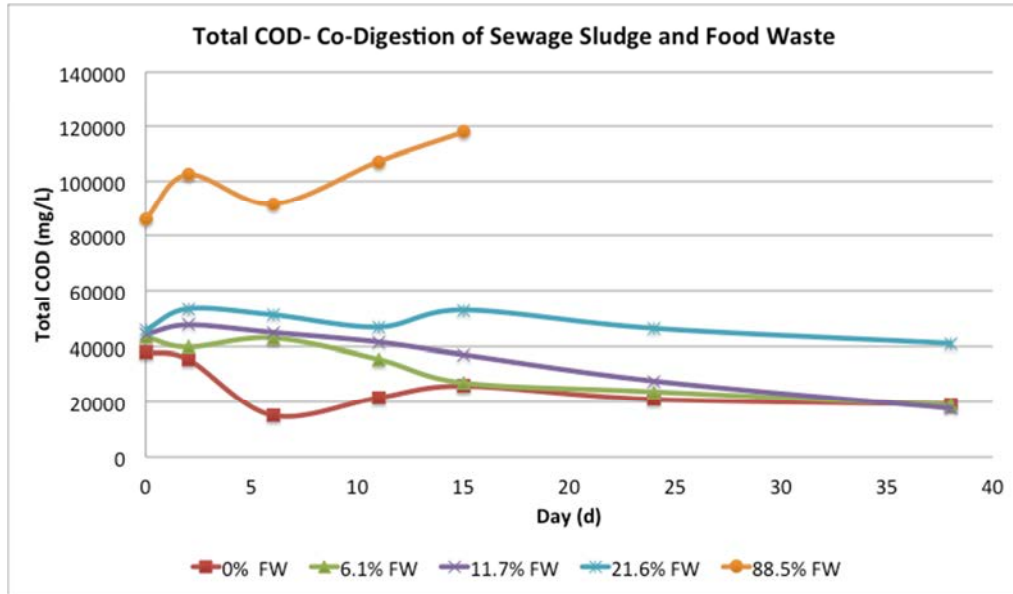
Figure 7 indicates similar results again for all but the 88.5% FW digester, with STN concentrations in the range of 2,000 – 2,700 mg/L through day 38. The 88.5% FW digester started with an STN concentration of 3,500 mg/L, which dropped to about 1,500 mg/L by day 15. Initial SPO₄ concentrations in all samples ranged from about 75 – 150 mg/L, and then increased to between 200 – 400 mg/L on day 6, with the higher FW percent samples having the higher values. The 88.5% FW digester SPO₄ concentration continued to increase to close to 500 mg/L on day 15, whereas the other digesters showed a slight decline in this nutrient through day 38. Based on these results, it does not appear that FW has a significant impact on STN and SPO₄ concentrations in the digester side-stream.

More detailed discussion of the impact of the FW/SS co-digestion on the nutrient concentrations in the digester side-streams are presented later in the semi-continuous co-digestion study.

Figure 9 displays COD concentrations for the various digesters. The initial concentrations range from about 4,000 – 5,000 mg/L, except for the 88.5% FW digester, which was between 8,000 and 9,000 mg/L. The 88.5% FW digester increased in COD concentration to about 12,000 mg/L by day 15, and the others showed some variability until day 15, and then a decreasing trend to day 38.

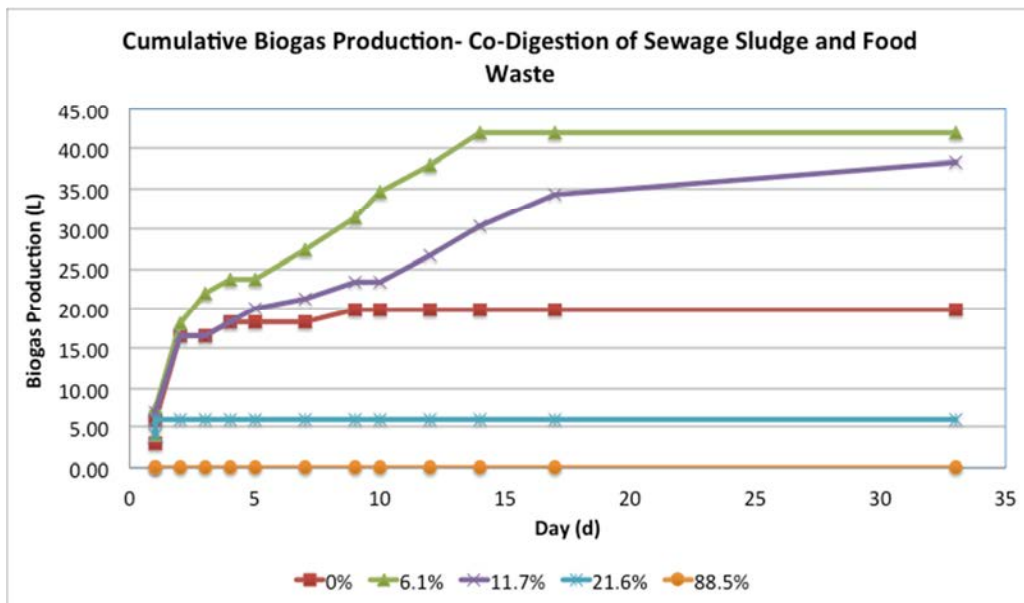
On day 38, the 21.6% FW digester had a COD concentration of 4,000 mg/L, and the control, 6.1 % and 11.7% FW digesters all had a concentration of about 2,000 mg/L. Thus, through the 11.7% FW concentration, there appeared to be good COD reduction – about 50%, but the higher FW concentration (21.6% FW reactor) achieved little or no COD reduction in comparison to the initial concentration.

Figure 9
Batch Digestion Total COD



Cumulative biogas production for the digesters is shown in Figure 10. Biogas production in reactors containing 6.1% and 11.7% FW was approximately twice the biogas production in the control reactor after 38 days. Biogas production in the 21.6% FW reactor was much less in comparison to the control. This was attributed to problems with the biogas collection in the 21.6% FW reactor. The 88.5% FW reactor produced no biogas, indicating its failure. These results indicate that FW mixed with SS may be more productive than SS alone for biogas generation.

Figure 10
Batch Digestion Biogas Production



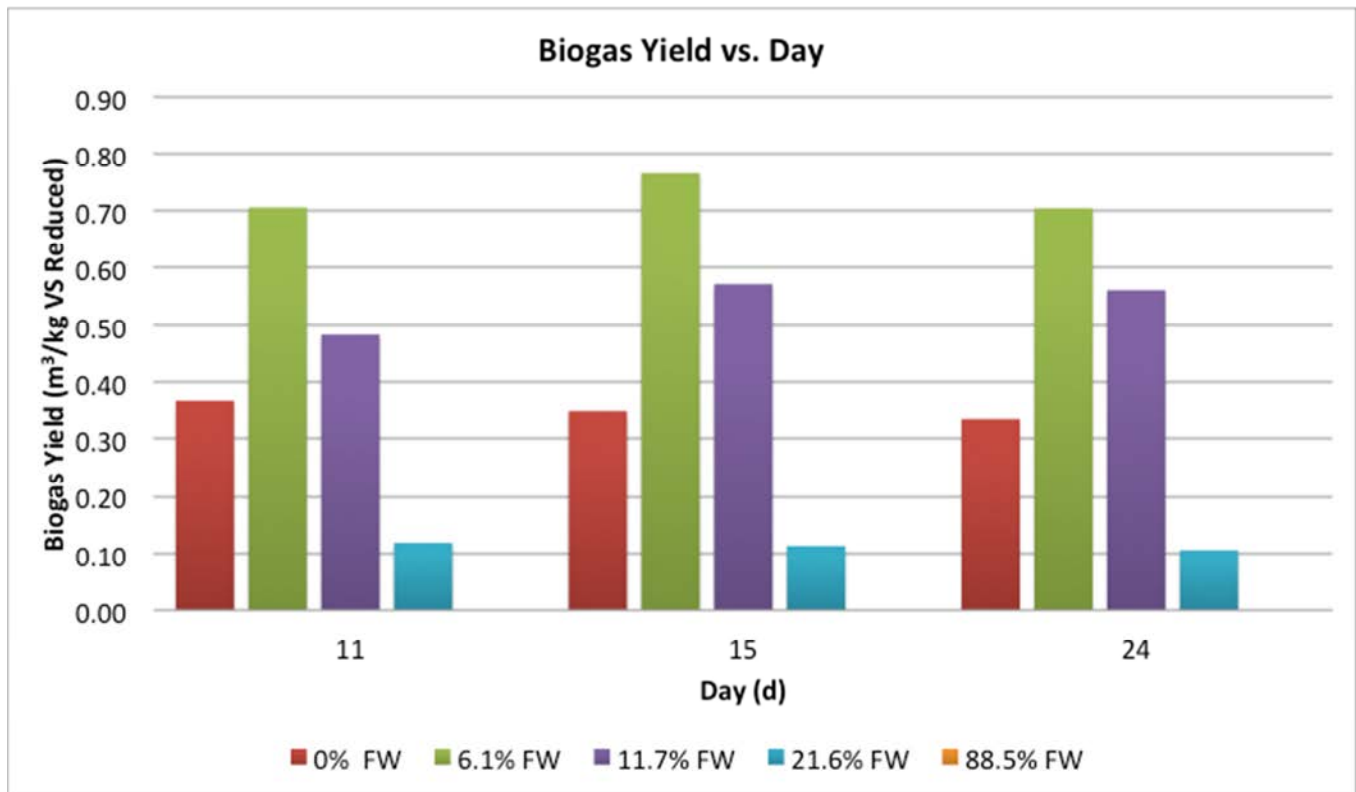
To support the previous statement, Table 8 shows biogas production per unit VS loading, and indicates improved biogas yields for the 6.1%, 11.7% and 21.6% FW digesters as compared to the control digester.

Table 8
Biogas Generation Yields

% FW	L/g VS Fed	Ft ³ /lb VS Fed
0	0.27	4.38
6.1	0.35	5.53
11.7	0.33	5.26
21.6	0.30	4.78
88.5	0	0

Figure 11 presents biogas yield in terms of volume of biogas produced vs. weight of VSR for days 11, 15 and 24. This figure demonstrates the superior biogas production achieved by the 6.1% and 11.7% FW digesters as compared to the control digester.

Figure 11
Batch Digestion Biogas Yield



Summary

The bench-scale batch co-digestion study was conducted using various ratios of FW to SS including 0, 6.1%, 11.7%, 21.6% and 88.5%. The co-digestion study was continued for 38 days under mesophilic temperature conditions. The results indicated that the co-digestion of

FW and SS using the above-mentioned ratios is feasible except at 88.5% FW. The 88.5% co-digestion reactor failed within the initial 10 days of operation due to the depletion of alkalinity which caused the pH to drop to a value of 4. No extraneous sources of alkalinity were added to the digesters. In the digesters using 6.1%, 11.7% and 21.6% FW, efficient TS and VS reduction and biogas production were achieved. The increase in STN and SPO₄ concentration in the side-streams due to the FW addition was not significant.

It should be noted that the bench-scale batch digestion study was designed to evaluate the co-digestibility of FW and SS from DITP under various FW/SS combinations. The ratios of FW to feed sludge used in this batch study were greater than the ratios intended to be used at DITP in the future. Therefore, the results obtained from the batch study would be associated with extreme operating conditions. The batch study, however, served as a learning tool for the methods, procedures and FW percentages to use in the subsequent semi-continuous bench-scale study, which more closely matched digester operation at DITP.

5.0 Phase III – Bench-Scale Semi-Continuous Study

Semi-Continuous Study Setup

The semi-continuous anaerobic digestion study began on February 22, 2013 with the feeding of various combinations of FW and SS along with seed sludge from DITP into six 4-liter digesters. The digester setup was similar to that for the batch study. Each digester was closed with a rubber stopper through which two-glass tubing sampling ports were pierced. The first piece of glass tubing was used as a sampling port for biogas, through which the biogas was collected into a plastic gas bag. The second sampling port was used to feed sludge and withdraw digested sludge for measurement.

Feeding occurred after wasting each day, five times per week. The SRT of the system was maintained at 28 days for the first 73 days of the study and then switched to 22 days for the rest of the 150-day study period to more closely match the 18-day SRT at DITP.

Approximately 200 - 250 mL of material was fed and wasted during each feeding/wasting event, based on SRT. DITP primary and secondary sewage sludge was delivered overnight on ice, weekly, and kept in a constant temperature room (4°C) until feeding.

FW was collected at the start of the semi-continuous phase from Waste Management, Inc. and kept in a constant temperature room (4°C) until feeding as well. Required portions of FW and SS for each digester were combined daily, brought to 37°C, and fed to the digesters. Each digester was seeded with 2 liters of field-combined primary and secondary anaerobically digested sewage sludge collected from DITP.

As during the batch digestion study, all 6 digester reactors were stored in a temperature-controlled room that was maintained at a temperature of 37°C to simulate mesophilic conditions in the anaerobic digesters at DITP. The digesters and contents were mixed by a constructed shaker, at approximately 100 rpm for the duration of the study.

Table 9 presents the breakdown of the feed composition for the six reactor/digesters.

Table 9
Semi-Continuous Digestion Setup

Digester ID	Feed Composition (FW/FS)		Food Waste (FW)			Feed Sludge (FS)		
			TS (%)	Feed (L)	Mass (%)	TS (%)	Feed (L)	Mass (%)
R1	100%	Feed Sludge	15.0%	0.000	0%	5.2%	0.250	100%
R2	100%	Feed Sludge	15.0%	0.000	0%	5.2%	0.250	100%
R3	10%	Food Waste	15.0%	0.010	10%	5.2%	0.240	90%
R4	20%	Food Waste	15.0%	0.020	20%	5.2%	0.230	80%
R5	20%	Food Waste	15.0%	0.020	20%	5.2%	0.230	80%
R6	50%	Food Waste	15.0%	0.065	50%	5.2%	0.185	50%

As indicated in the table, the FW percentages in the feed to the digesters varied from zero in control digester R1 (all DITP feed sludge and no FW) to 50% in digester R6. One digester (R3) was run with a FW feed rate of 10%, and two others (R4 and R5) were run with the FW feed rate of 20%. Digester R2 was initially fed with 100% FW but subsequently failed about 50 days into the study and was then converted to a second control reactor with 100% feed sludge. All FW percentages in Table 8 are based on dry weight of solids in the feed to the digester, as opposed to dry weight of solids in the digester, which was how the FW percentages were defined for the batch study.

Analytical Methods

Biogas and digested sludge samples of the reactors were taken twice a week and analyzed for methane content, COD, pH, total alkalinity, volatile acid alkalinity (VAA), TS, VS, STN, SPO₄, and CST. Table 10 lists the study parameters and analytical methods used during the study. Methane content of the biogas was measured by gas chromatograph (GC) (Agilent Technologies 6890N, CA, USA) with a thermal conductivity detector (TCD) equipped with a PLOT-HQ column. COD, pH, total alkalinity, VAA, and TS/VS were determined according to *Standard Methods for the Analysis of Water and Wastewater* (APHA, 1995). To analyze for STN and SPO₄, sludge samples from the reactors were centrifuged at 10,000 rpm for 40 minutes. The supernatant was passed through a Whatman glass fiber filter (0.45 μm) and the filtrate was analyzed using HACH kits (TNT 845 and TNT 828).

Table 10
Bench-Scale Study Parameters and Analytical Methods

Sampling Day	Parameter	Methods/Instruments	Standard Methods
M-F	pH	pH Meter (Orion GS9156)	4500-H+B
TH	CH ₄ and CO ₂	GC-TCD	-
T	STN	Hach reagent sets	-
T	SPO ₄	Hach reagent sets	-
T,TH	COD	Standard Methods	5220D
M,W,F	TS and VS	Standard Methods	2540
T,TH	Alkalinity	Standard Methods	2320
T,TH	Volatile Acid Alkalinity	Standard Methods	
T	CST	Standard Methods	2710G

Semi-Continuous Study Results and Discussion

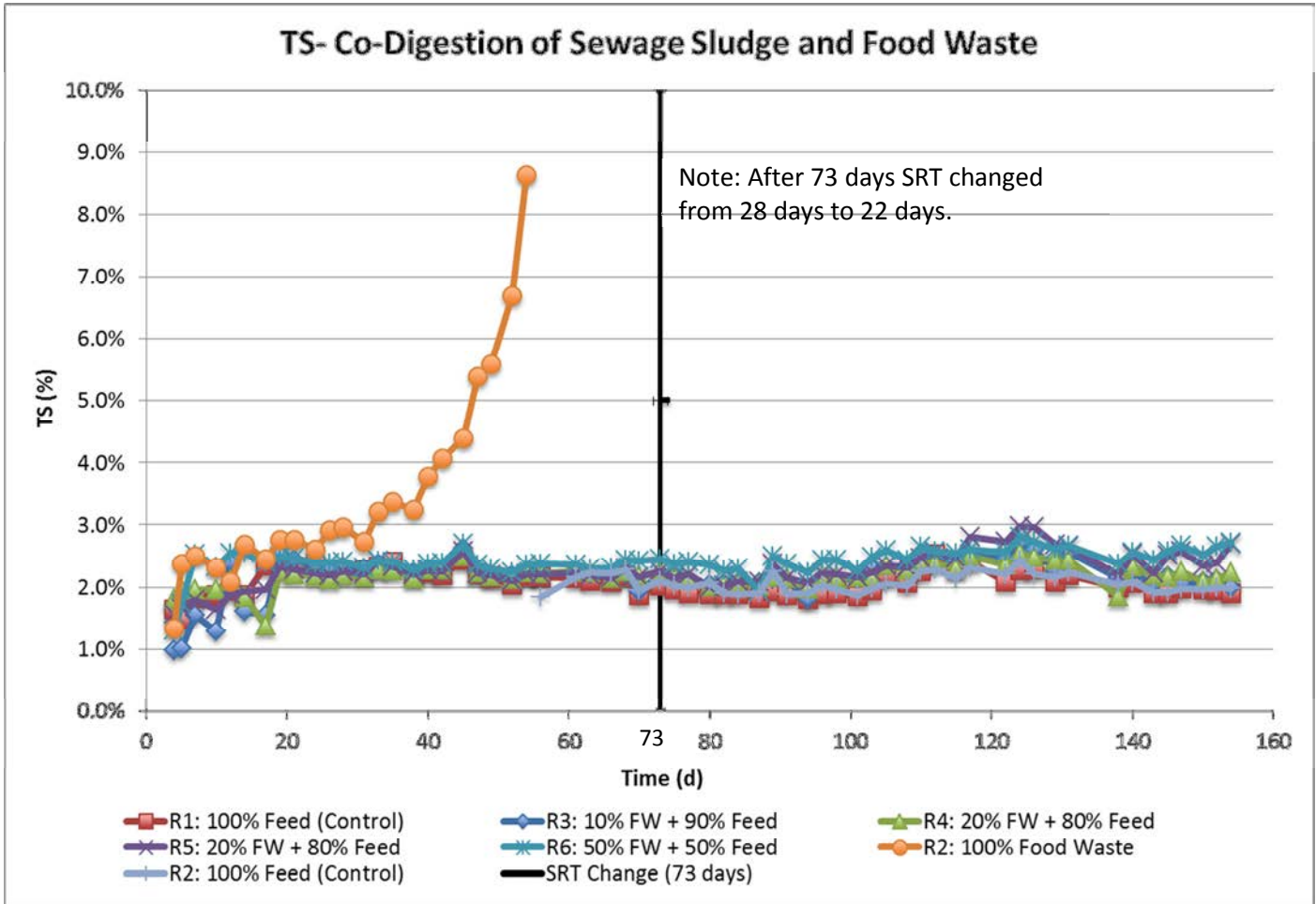
Solids loading criteria for the 6 digesters are presented in Table 11. Digesters R1 and R2 were used as control digesters. These solids loading rates are similar to the loading rates used at DITP. As indicated, with the addition of 10% FW to the test digester R3, the VS loading rates increased by 9.8% over the loading rate in the control digesters. When 20% FW was added in R4 and R5, the VS loading rate increased by 22%, and when 50% FW was added in R6, the VS loading rate increased by almost 66% over the VS loading rate in the control digesters. Table 11 also shows the corresponding values for DITP based on an average SRT of 18 days.

Table 11
Semi-Continuous Feed Solids and Volumetric Loading Rates

	FW/(FW+SS)	Average TS	Average VS	VS/TS	VS loading	VS loading	VS/VS Control
	(%)	(%)	(%)	(%)	(kg VS/m ³ -d)	(lb VS/ft ³ -d)	(% increase)
R1	0	5.0	4.1	82.0	2.56	0.16	
R2	0	5.0	4.1	82.0	2.56	0.16	
R3	10	5.4	4.5	83.3	2.81	0.18	9.8
R4	20	5.9	5.0	84.7	3.13	0.20	22.0
R5	20	5.9	5.0	84.7	3.13	0.20	22.0
R6	50	7.9	6.8	86.1	4.25	0.27	65.9
DITP		5.2	4.4	84.6	2.34	0.15	

Figure 12 presents a graph of the TS concentration in each digester over the 150-day study period. As shown, after the first 20 days, the TS concentrations stabilized to average between 2.0 to 2.5%. On day 73, the targeted SRT of all digesters changed from 28 days to 22 days, as noted on the figure. As can be seen from the graph, this change in SRT had no significant impact on the TS concentration in the digesters. The typical average value for TS in the anaerobic digesters at DITP is 2.5%. The curve for the R2 digester with 100% FW represents the TS results during the first 50 days of the study prior to its failure. As previously described, this digester was subsequently converted to a second control digester. The laboratory data supporting Figure 12 and others described hereinafter for the semi-continuous digestion study are located in Appendix B.

Figure 12
Semi-Continuous Total Solids Concentration



VSR efficiency for the digesters during the 28-day SRT period and 22-day SRT period is shown in Table 12. This table includes the results for both the percentage of VSR compared to VS loading as well as VSR compared to VS percentage. Graphical representations of these results for the 150-day study period are shown in Figures 13 and 14. At DITP, the VSR efficiency by VS loading has averaged 60.5%, while the VSR by VS percent has averaged 62.3%. This study found that the VSR efficiency by VS loading increased with FW addition to the sludge feed. As indicated in Table 12, VSR efficiency by VS loading for the 28-day SRT increased by 18% in the R3 digester, 5% in R4, 8% in R5, and 10% in R6. VSR efficiency by VS loading for the 22-day SRT increased by 2% in the R3 digester, 6% in R4 and R5, and 18% in R6. The corresponding values for DITP based on an 18-day SRT are also presented in Table 12.

Table 12
Volatile Solids Reduction Efficiency

	FW/(FW+SS)	28 day SRT		22 day SRT	
		VS Reduced by Loading	VS Reduced by Percent	VS Reduced by Loading	VS Reduced by Percent
		(%)	(%)	(%)	(%)
R1	0	66.1%	60.4%	64.8%	57.2%
R2	0	65.6%	63.3%	64.8%	58.9%
R3	10	77.7%	75.1%	66.0%	61.4%
R4	20	69.0%	62.3%	69.0%	60.7%
R5	20	71.0%	63.2%	68.8%	61.6%
R6	50	72.2%	62.2%	76.4%	62.4%
DITP				60.5%	62.3%

Figure 13

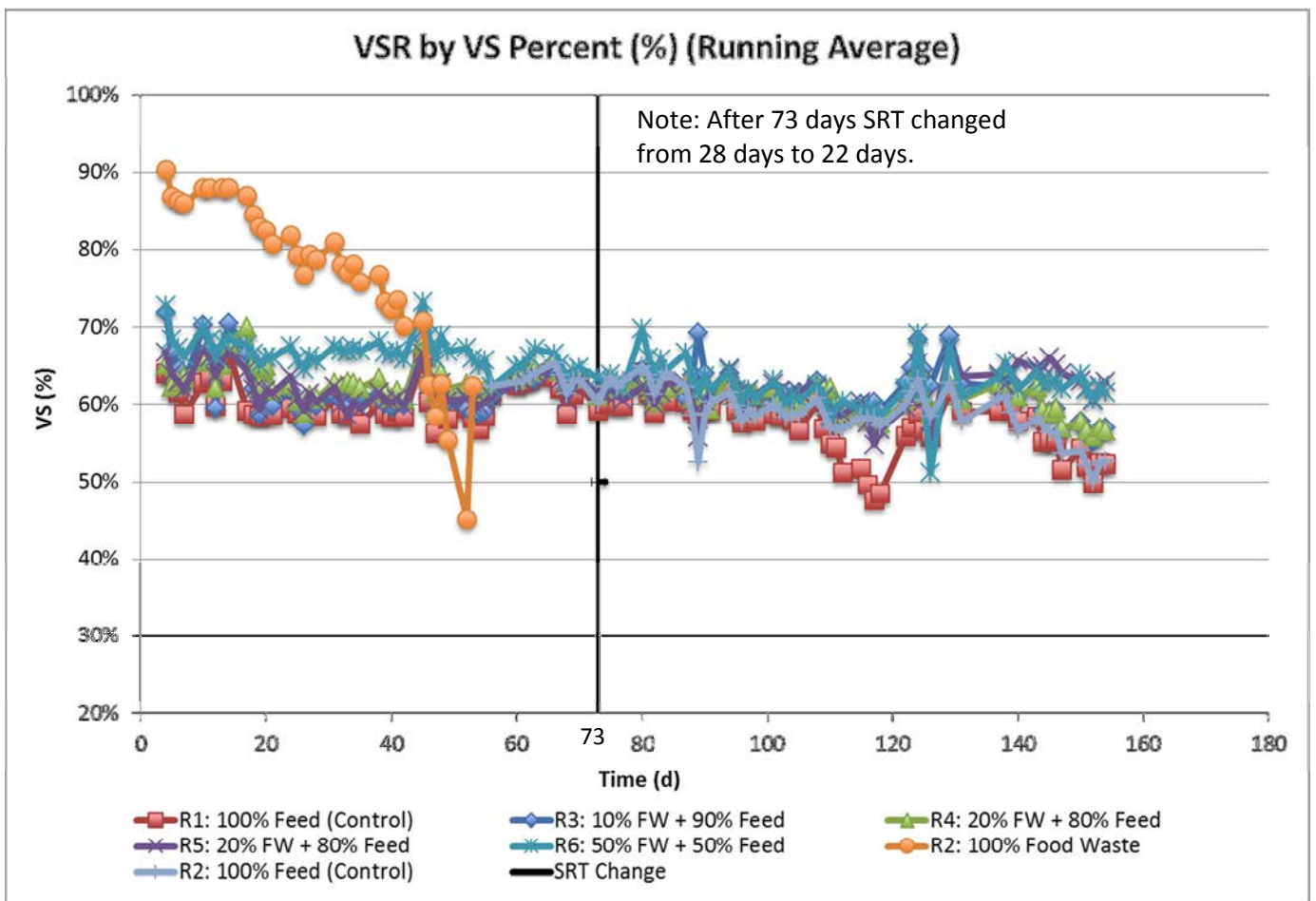
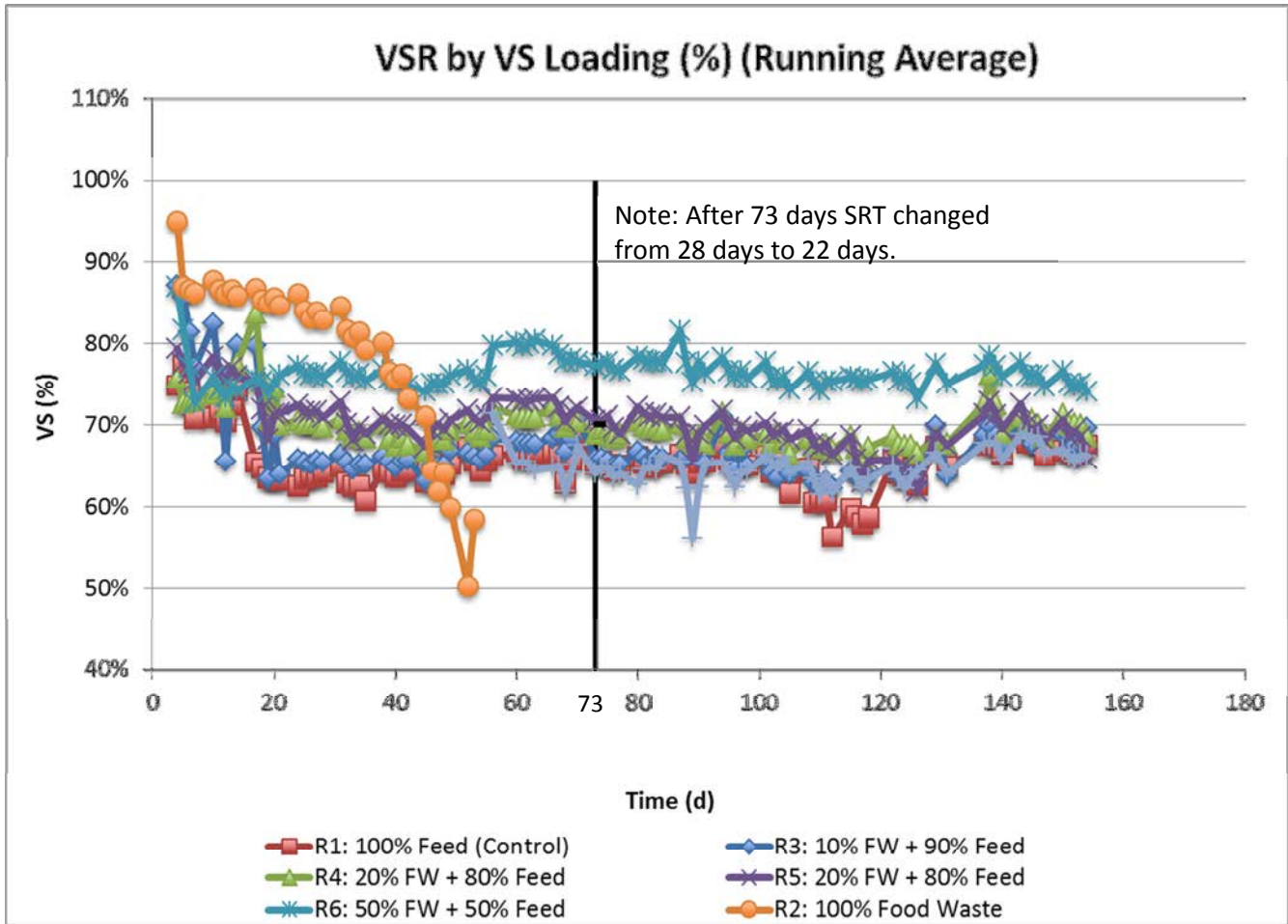


Figure 14

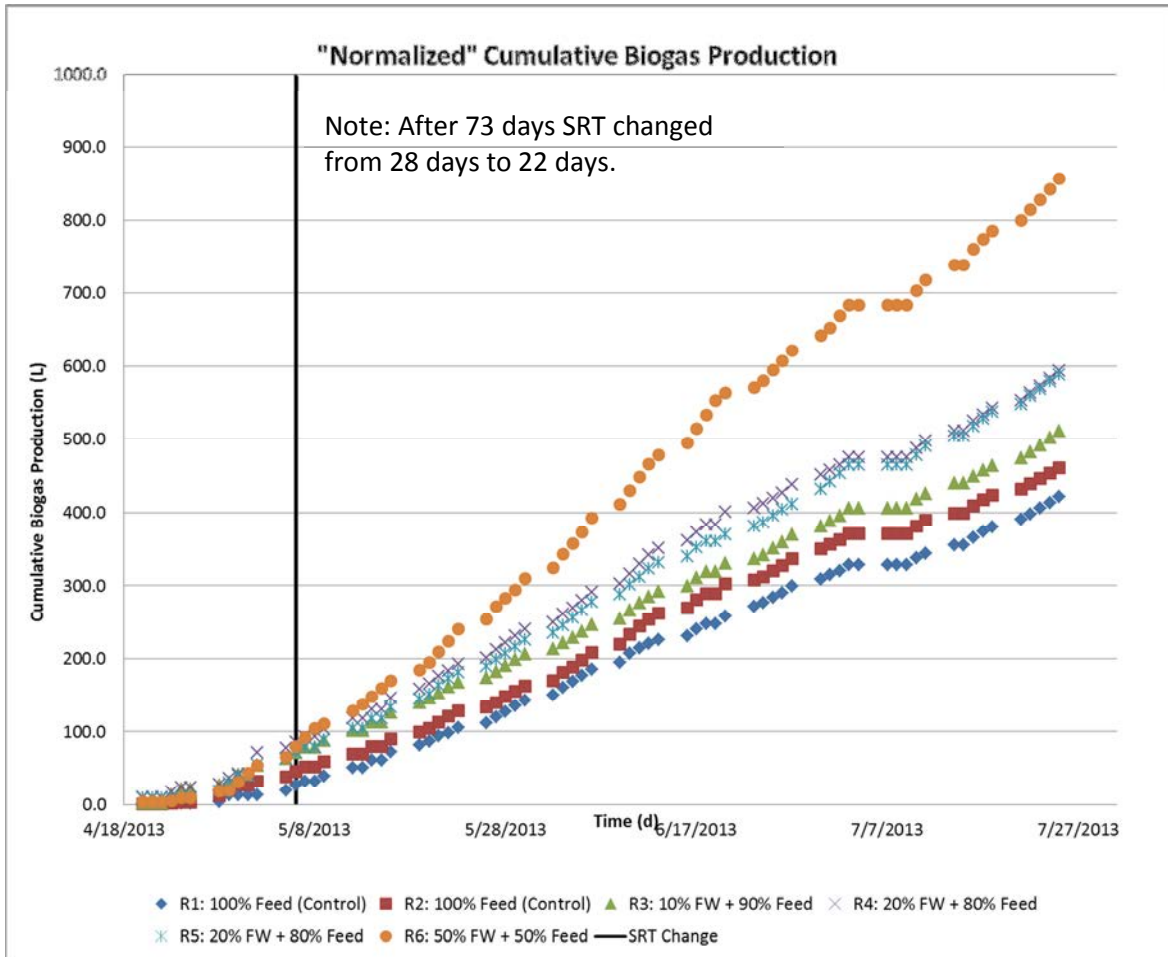


Biogas production in terms of volume (liters) for the digesters is shown in Table 13. For the two control digesters the average biogas production was about 4.0 liters per day. Biogas production in the remaining test digesters increased with increasing percentages of FW feed. As indicated, biogas generation increased by 22% in the R3 digester, 39% in R4 and R5, and 97% in R6. The “normalized” graph of the cumulative biogas production versus time is presented in Figure 15 and shows the increasing biogas production resulting from increases in FW.

Table 13
Biogas Generation Rates

	FW/(FW+SS) Average for 22-d SRT(since May 6)	
	(%)	(L/d)
R1	0	3.7
R2	0	4.2
R3	10	4.8
R4	20	5.6
R5	20	5.4
R6	50	7.8

Figure 15



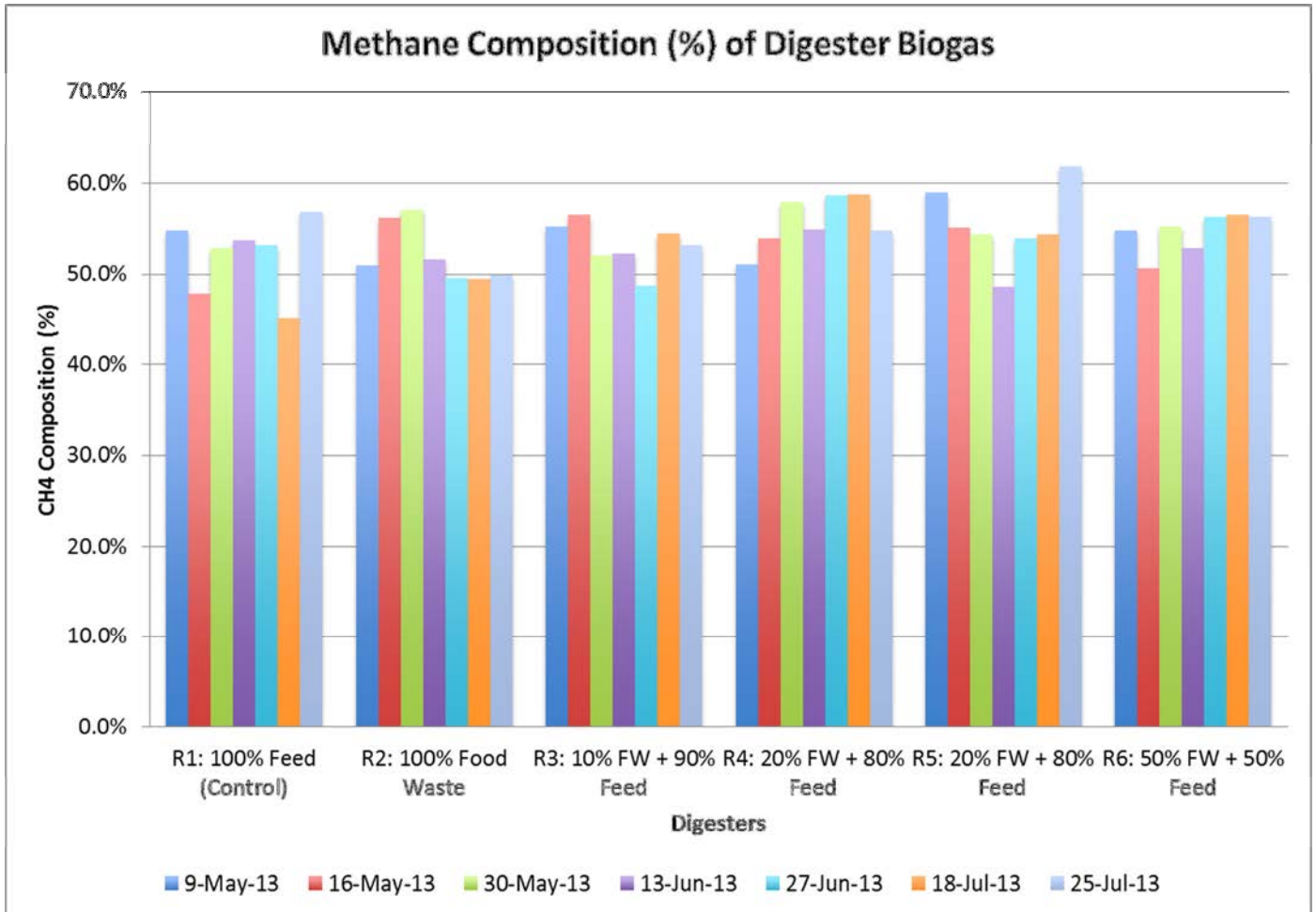
The study results for biogas yield in terms of volume of biogas produced per VS destroyed is presented in Table 14. For the control digesters, the biogas yield averaged 13.3 ft³ per pound of VS destroyed. While this value is lower than the average biogas yield at DITP (17.7 ft³ per pound of VS destroyed) the study results do indicate that biogas yields can be increased by adding increasing amounts of FW up to 50%.

Table 14
Biogas Generation Yields

Average Gas Yields for 22-d SRT (since May 6)					
	FW/(FW+SS)				
	(%)	(L/g VS Fed)	(ft ³ /lb VS Fed)	(L/g VS Destroyed)	(ft ³ /lb VS Destroyed)
R1	0	0.51	8.1	0.76	12.2
R2	0	0.60	9.6	0.90	14.4
R3	10	0.66	10.5	0.96	15.3
R4	20	0.70	11.2	0.96	15.4
R5	20	0.65	10.5	0.90	14.4
R6	50	0.66	10.6	0.82	13.1

The composition of the biogas produced during this study in terms of methane concentration is shown in Figure 16. Overall, methane concentrations averaged over 50% in all digesters.

Figure 16



Figures 17 and 18 display pH, alkalinity, and VAA sampling results during the semi-continuous phase of the study for the various FW/SS feed combinations. As these graphs indicate, the values in the control digesters (R1 and R2) were similar to the values measured in the digesters with varying amounts of FW. The pH and alkalinity values in the initial R2 digester with 100% FW feed also tracked the values in the other digesters for the first 40 days, but then changed dramatically indicating the failure of that test digester due to accumulation of volatile acids and depletion of alkalinity, which decreased the pH. As can be seen from the graphs, when the target SRT changed from 28 days to 22 days, the pH became more stable in the digesters at approximately 7.4. The alkalinity and VAA also slightly decreased after the change in SRT.

Figure 17

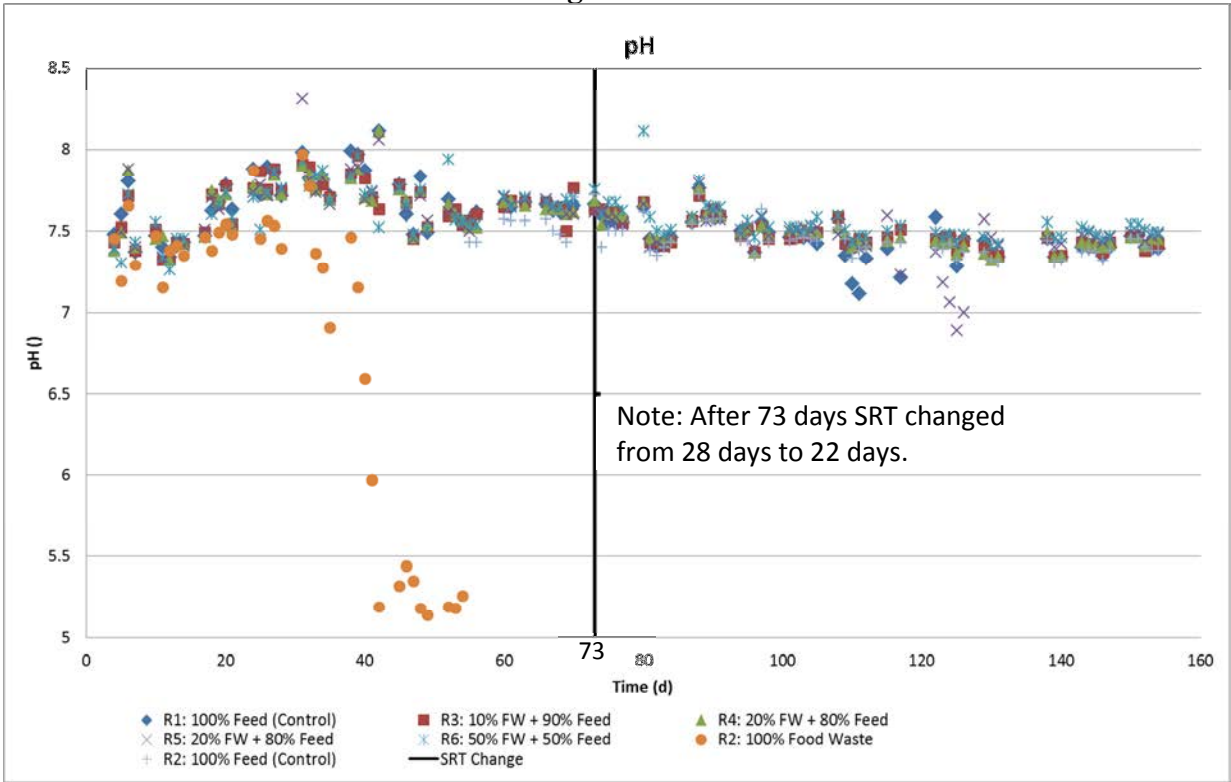


Figure 18

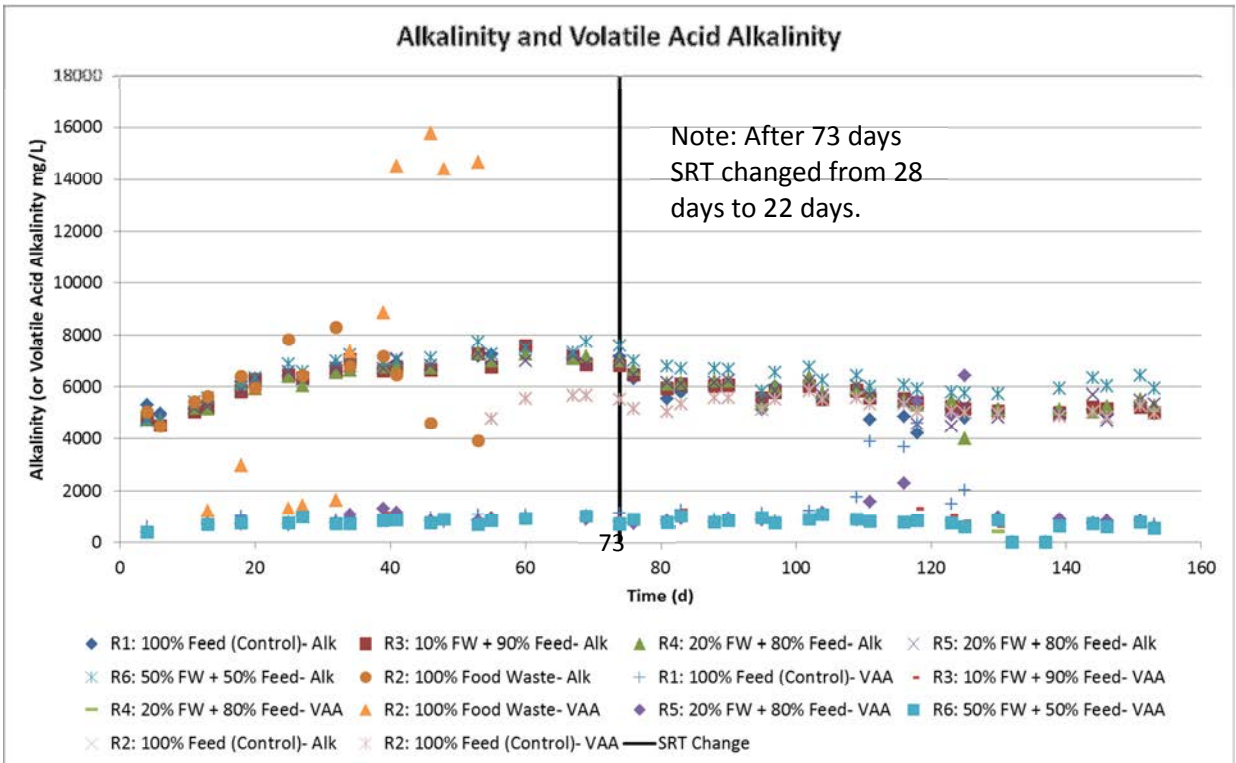
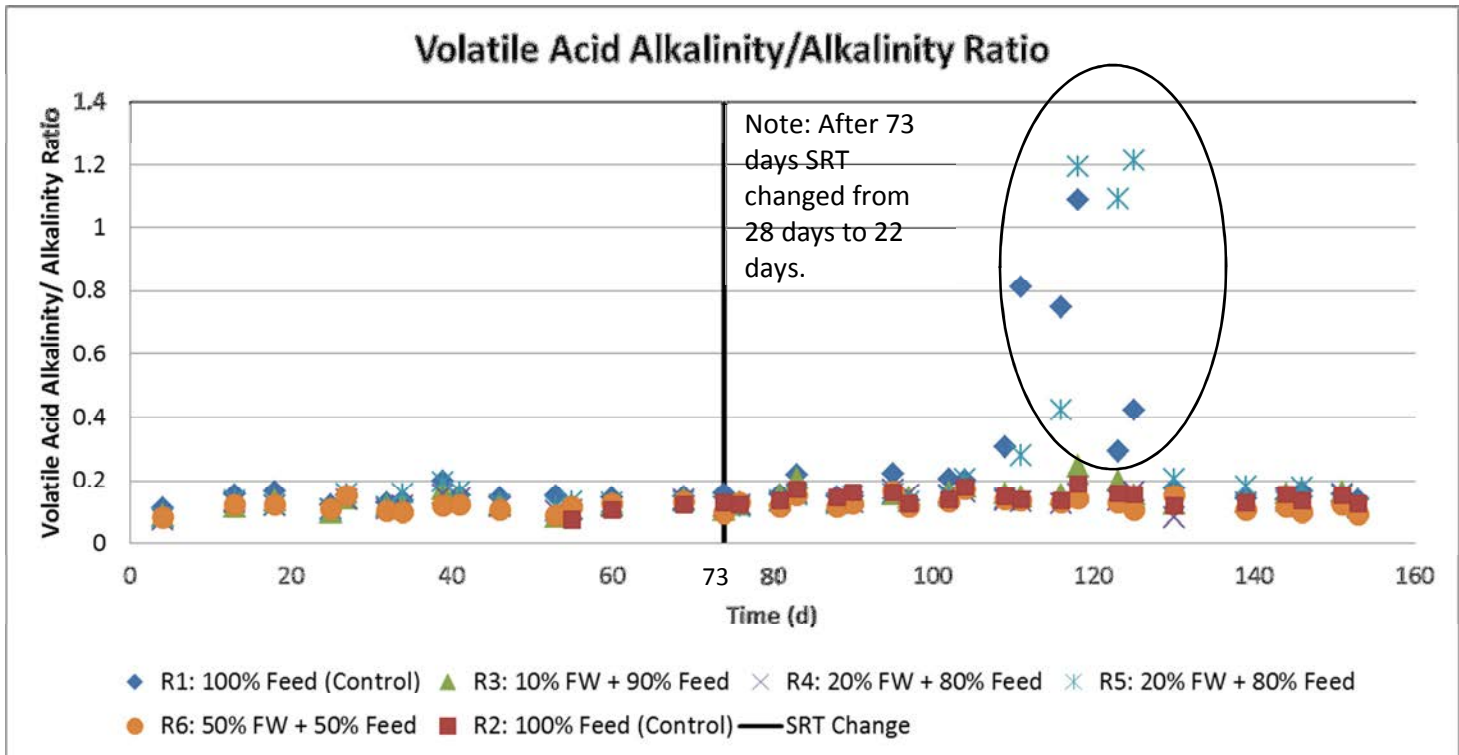


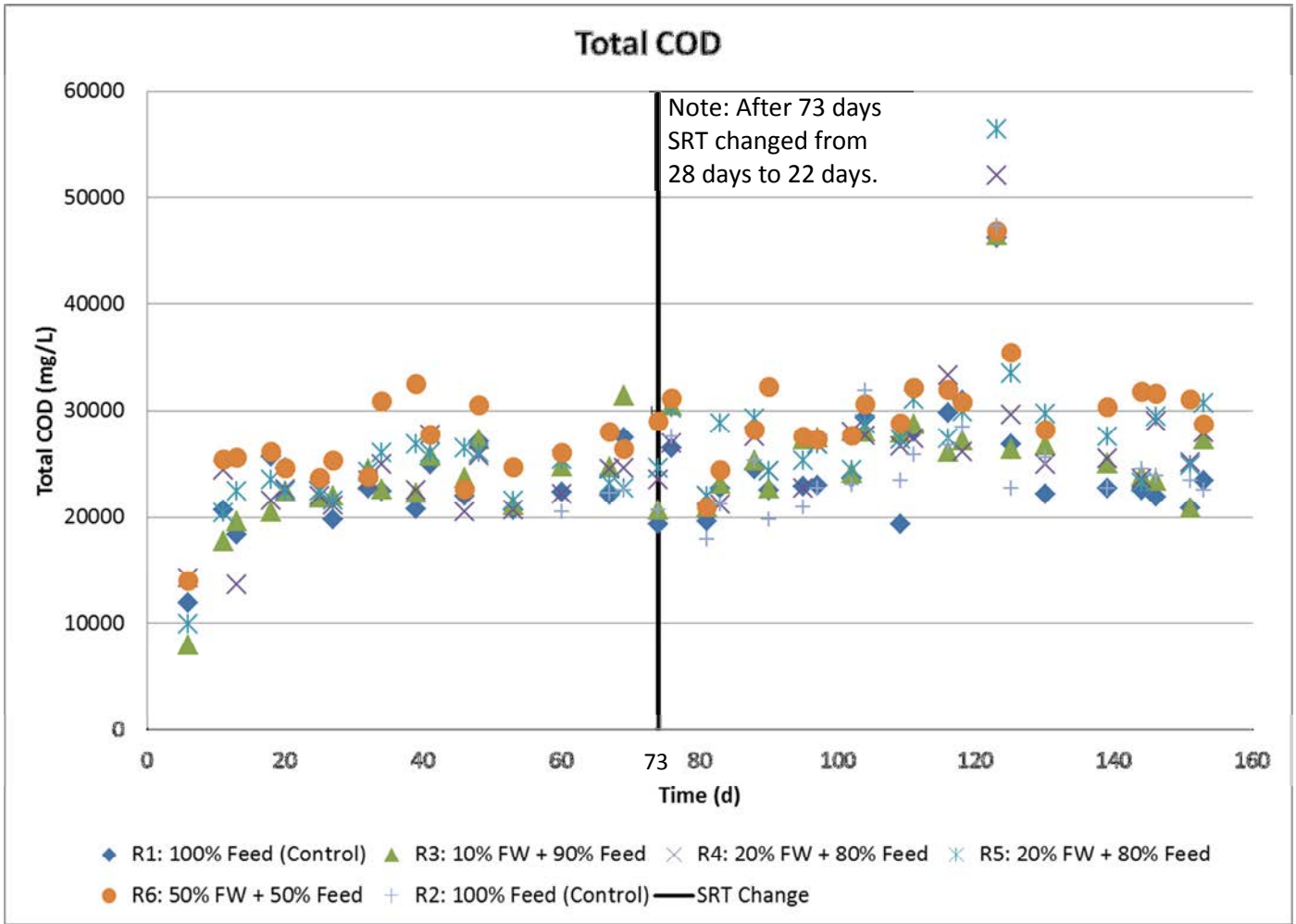
Figure 19 shows the relationship of the VAA to alkalinity ratio versus time for the various FW/SS feed combinations. As shown, there was good correlation between the parameters except for the indicated (circled) short time period when clogging and air injection caused problems in digesters R1 and R5. The change in SRT did not have a significant impact on the VAA to alkalinity ratio.

Figure 19



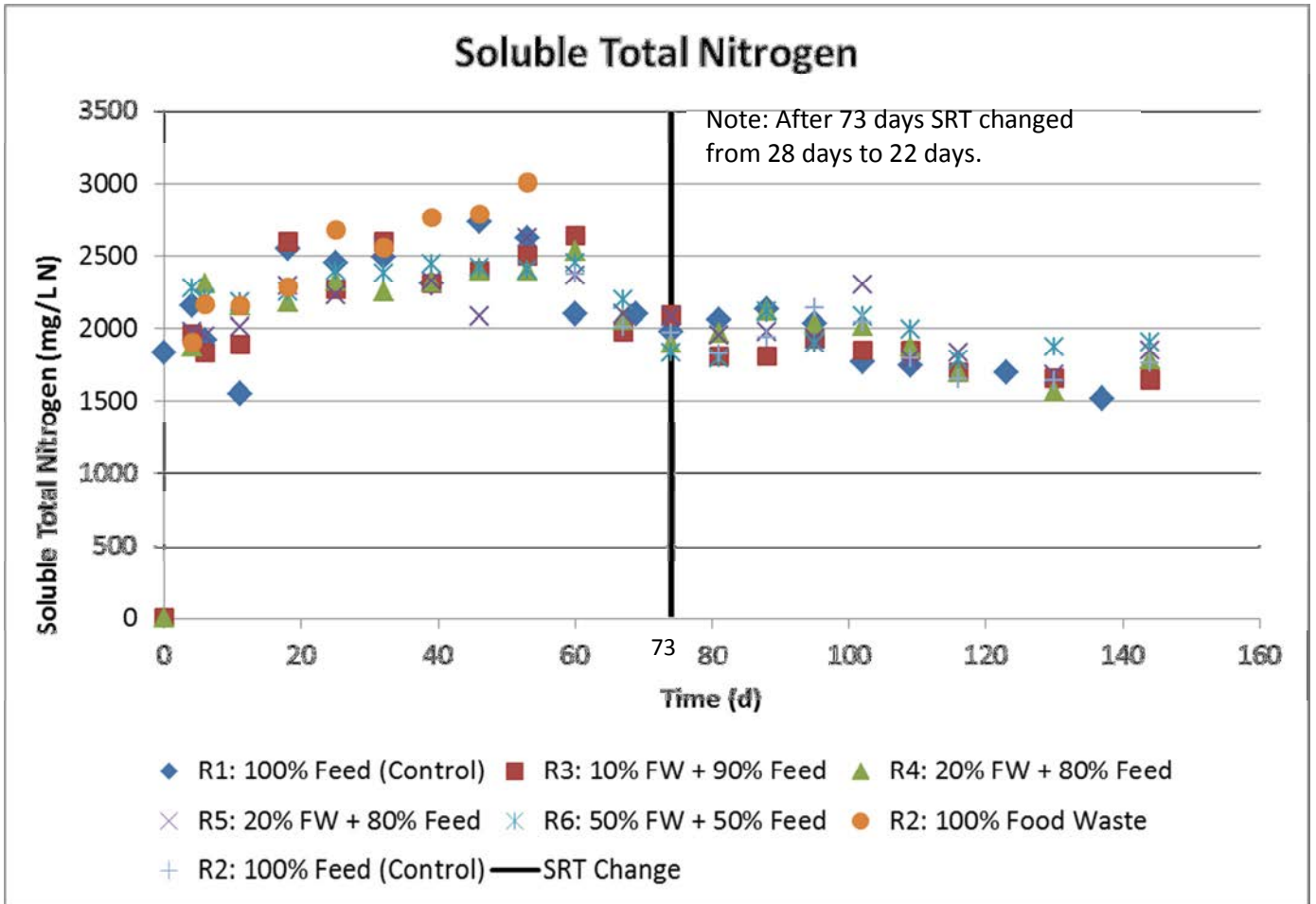
The results of the semi-continuous anaerobic digestion study in terms of the effects on COD are presented in Figure 20. Overall, the results for the two control digesters and the digesters fed with varying percentages of FW remained fairly consistent over the 150-day duration of the study. CODs in the control digesters typically averaged around 21,000 mg/L throughout the study while the CODs for the FW digesters generally increased with increasing percentages of FW. Reactor R6 with a FW feed of 50% generated the highest COD values, starting out the study at around 25,000 mg/L and finishing at about 30,000 mg/L. As can be seen from the graph, COD levels were slightly higher during the 22-day SRT time due to less digestion time in the digesters.

Figure 20



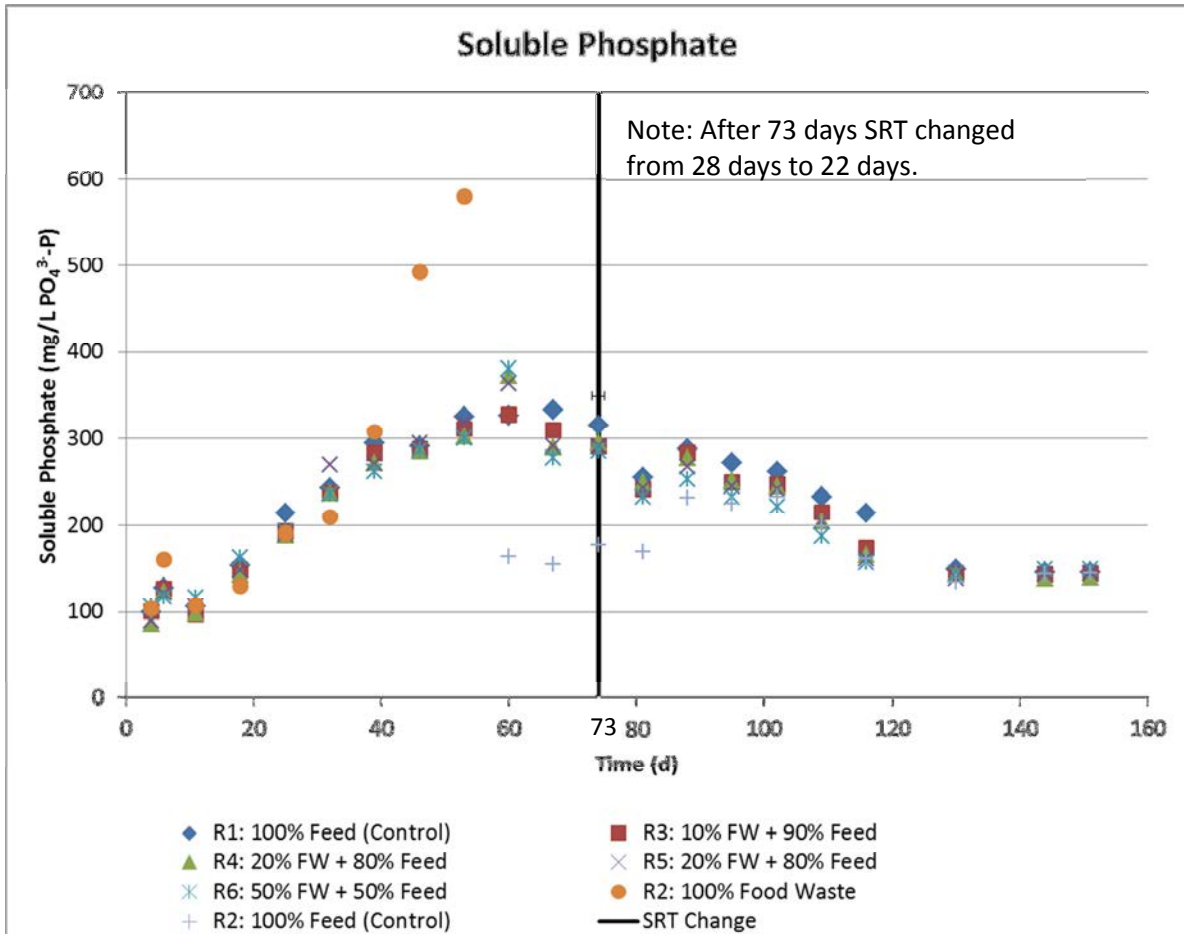
Nutrient load impacts associated with nitrogen and phosphorus are presented in Figures 21 and 22, respectively. The results for STN versus time shown in Figure 21 indicate that all digesters followed a similar pattern, starting out with values around 2,000 mg/L and then gradually increasing to around 2,500 mg/L around day 40. Following day 60, the STN values in all digesters gradually decreased to values between 1,500 to 1,900 mg/L by the end of the 150-day study. The change in SRT from 28 days to 22 days resulted in lower STN concentrations due to the decreased time to break down the biosolids in the digesters.

Figure 21



The results for SPO_4 versus time presented in Figure 22 indicate all digesters trending in a similar fashion. As shown, each digester started out with an SPO_4 value of about 100 mg/L that increased to around 300 mg/L after 60 days, except for the 100% FW digester, whose SPO_4 value rose to almost 600 mg/L prior to failure. The change in SRT from 28 days to 22 days resulted in decreased SPO_4 concentrations in all digesters. By the end of the 150-day study, the SPO_4 levels in all digesters returned to about 140 mg/L. It can therefore be reasonably concluded that the addition of FW waste to the anaerobic digestion process has little impact on side-stream nutrient loadings.

Figure 22



Summary

Based on the experience gained from the batch co-digestion study of FW and SS sludge, a semi-continuous co-digestion study was conducted. Various combinations of FW and SS, 0%, 10%, 20% and 50%, along with seed sludge from DITP were added into six 4-liter digesters. One digester was initially fed with 100% FW but failed about 50 days into the study, and so was converted to a second control reactor (0% FW). The SRT of the reactors was maintained at 28 days for the first 73 days of the study and then switched to 22 days for the rest of the 150-day study period to better match the SRT at DITP. Compared to the control reactor, percent increase in VS in the digester reactors at the start of the study ranged from 0% to 65.9% as the ratio of FW in the feed sludge increased from 0% to 50%.

The results of the co-digestion study showed that VSR based on VS loadings increased from approximately 65% to 77% as the ratio of FW in the feed sludge increased from 0 to 50%. Also, cumulative biogas production in the reactors during the 150 days of the semi-continuous digestion period increased as the ratio of FW to feed sludge increased. The amount of biogas production varied from approximately 12 to 15 cf/lb VS destroyed. The highest biogas yield was obtained in the reactors with a FW/feed sludge ratio of 10 - 20%.

The impact of FW addition on the digester side-stream was evaluated by monitoring COD, STN and SPO₄. The CODs for the FW digesters generally increased with increasing percentages of FW. The digester reactor with a FW feed of 50% generated the highest COD values, starting out the study at around 25,000 mg/L and finishing at about 30,000 mg/L. The COD in the control digesters typically averaged around 21,000 mg/L throughout the study. The concentration of STN in all digesters followed a similar pattern, starting out with values around 2,000 mg/L and then gradually increasing to around 2,500 mg/L around day 40. Following day 60, STN values in all digesters gradually decreased to values between 1,500 to 1,900 mg/L by the end of the 150-day study. SPO₄ in all digesters showed a similar trend. Each digester started out with an SPO₄ value of about 100 mg/L that increased to around 300 mg/L after 60 days. By the end of the 150-day study, SPO₄ levels in all digesters returned to about 140 mg/L. The decrease in STN and SPO₄ values also correlates with the SRT change from 28 to 22 days. It can therefore be concluded that the addition of FW to the anaerobic digestion process has little impact on side-stream nitrogen and phosphorus concentrations. However, the addition of FW increases the COD loadings of the side-stream, and digester recycle streams will see an increase in STN and SPO₄ loadings. An increase in STN recycle stream loading is noteworthy because DITP's effluent has a total nitrogen limit of 12,500 metric tons/year.

6.0 Application of Results to DITP

The results of the semi-continuous digestion study for 0%, 10%, 20% and 50% FW ratios were applied to actual operating data from DITP to obtain the following biosolids reduction and biogas production rates, as shown in Tables 15 and 16, respectively.

Table 15
Biosolids Production at DITP

	Current	10% FW	20% FW	50% FW
Solids In (DT/day)	245.5	245.5	245.5	245.5
FW Addition (DT/day)	0	24.5	49.1	122.8
Total Solids In (DT/day)	245.5	270.0	294.6	368.3
Solids Out (DT/day)	120.2	125.7	131.2	147.8
Reduction (%)	51.0	53.4	55.5	59.9
Excess Solids Produced* (DT/day)	0	5.5	11.0	27.6
SRT (days)**	21.1	20.4	19.7	17.8

*Excess solids due to FW addition

**SRT was calculated based on 8 digester tanks in operation, 5.18% TS for SS and 14% TS for FW.

**Table 16
Biogas Production at DITP**

	KCSF	Increase (%)	Ft ³ Biogas/lb VS Reduced
Current	4,493	NA	17.93
10% FW	5,459	21.5	19.76
20% FW	6,254	39.2	20.10
50% FW	8,873	97.5	20.20

MWRA is planning to conduct a full-scale pilot plant investigation to further evaluate the co-digestion of FW and SS at DITP. In this investigation MWRA will evaluate the following FW feed applications to the operating anaerobic digesters at DITP:

- 7 DT/day FW applied to one digester
- 14 DT/day FW applied to one digester
- 21 DT/day FW applied to two digesters (10.5 DT/day to each digester)

Table 17 shows the amount of biosolids addition based on the abovementioned FW feed rates, the resultant SRTs, percent biosolids reduction and excess solids production. Table 18 shows the amount of biogas produced for the abovementioned FW feed rates, including percent increase and cubic feet of biogas produced per pound of VSR.

**Table 17
Biosolids Production at DITP (per Digester) – Full-Scale Pilot Plant Investigation**

	Current	7 DT/day	14 DT/day	21 DT/day*
Solids In (DT/day)	30.69	30.69	30.69	30.69
FW Addition (DT/day)	0	7	14	10.5
Total Solids In (DT/day)	30.69	37.39	44.69	41.19
Solids Out (DT/day)	15.04	16.45	18.23	17.46
Reduction (%)	51.0	56.0	59.2	57.6
Excess Solids Produced ** (DT/day)	0	1.41	3.19	2.42
SRT (days)	21.1	19.5	18.0	18.7

*Results are listed per digester, based on 10.5 DT/day FW addition to each of 2 digesters

** Excess solids due to FW addition

Table 18
Biogas Production at DITP (per Digester) – Full-Scale Pilot Plant Investigation

	KCSF	Increase (%)	Ft ³ Biogas/lb VS Reduced
Current	561.6	NA	17.93
7 DT/day	807.6	43.8	20.06
14 DT/day	1,053.0	87.6	20.15
21 DT/day*	938.5	67.1	20.34

*Results are listed per digester, based on 10.5 DT/day FW addition to each of 2 digesters

Assumptions:

1. TS concentration of FW was assumed to be 14%.
2. VS concentration of 100% FW was assumed to be 93% TS.
3. VSR for 100% FW was assumed to 83.4%
4. Biogas production was calculated based on the average biogas yield obtained for the corresponding FW/SS ratio during the 22-day SRT period of the semi-continuous study.

Based on the above data, it may be concluded that:

1. At 7 DT/day, 14 DT/day and 10.5 DT/day FW addition per digester, the excess solids produced is estimated at 1.41 DT/day, 3.19 DT/day and 2.42 DT/day, respectively, per digester.
2. At 7 DT/day, 14 DT/day and 10.5 DT/day FW addition per digester, the unit biogas production is estimated at 20.06, 20.15 and 20.34 ft³/lb VSR, respectively.

7.0 Conclusions and Recommendations

Based on the results of the semi-continuous bench-scale study of anaerobic co-digestion of various ratios of an engineered blend of FW and SS from DITP, the following conclusions can be drawn:

1. The addition of FW to SS at varying ratios of 0 to 50% showed no adverse effect on the co-digestibility of FW and SS.
2. As the ratio of FW to SS increases, VS content of the mixed FW and SS also increases.
3. As the ratio of FW to SS increases, the percentage of VSR also increases. Based on the VSR percentages compared to VS loading for the 22-day SRT for the control, 10% FW, 20% FW and 50% FW reactors, we calculated an average net VSR of 84% for FW.

4. An increase in the FW to SS ratio results in an increase in biogas production.
5. The addition of FW to SS of up to a 50% ratio is not expected to increase the concentration of STN and SPO_4 in the side-streams. However, an increase of STN and SPO_4 loading is expected in the recycle stream.
6. As the ratio of FW to SS increases, the concentration of soluble COD in the digester increases. This increase in soluble COD would benefit from an increase in SRT
7. The change in SRT from 28 days to 22 days had a significant impact on several parameters of the study including pH, COD, STN and SPO_4 . The shorter SRT resulted in a more stable pH, a slight elevation in COD concentration, and a decrease in STN and SPO_4 concentrations in the side-streams.
8. The addition of FW to the DITP anaerobic digesters up to an amount equal to 50% of the feed sludge will increase biosolids reduction and enhance biogas production without having an adverse impact on digester stability.
9. Study results indicate that DITP could play a significant role in helping to meet the FW disposal diversion goals of the Massachusetts Solid Waste Master Plan while reducing the facility's dependence on fossil fuel, increasing its production of biogas, and becoming more energy-efficient.
10. We recommend MWRA conduct a follow-up large-scale pilot plant study at DITP to verify the results of the bench-scale laboratory study presented in this report, optimize FW percentages in the digester feed sludge and evaluate their impact on biosolids reduction, biogas production, digester heating requirements, sludge production, and sidestream loadings.

References

- Wimmer, R. F. and Kobylinski, E., (2012) Sound Too Good To Be True – Only if You Don't Listen – Managing Co-Digestion of High Strength Waste. *CD-ROM Proceedings of 84th Annual WEFTEC Exhibition and Conference 2012*, Los Angeles, CA.
- Navaratnam, N., Topczewski, P., Maki, J. and Zitomer, D.H., (2012) Anaerobic Co-Digestion Changes Microbial Community and Synergistically Increases Biogas Production in Municipal Digesters. *CD-ROM Proceedings of 84th Annual WEFTEC Exhibition and Conference 2012*, Los Angeles, CA.
- Zitomer, D., Adhikari, P., Heisel, C., Deneen, D., (2008) Municipal Anaerobic Digesters for Codigestion, Energy Recovery, and Greenhouse Gas Reductions. *Water Environ. Res.*, 80 (3), 229-237.
- Wang, L., Aziz, T., Ducoste, J. and de los Reyes III, F.L., (2012) Anaerobic Co-Digestion of Grease Trap Waste. *CD-ROM Proceedings of 84th Annual WEFTEC Exhibition and Conference 2012*, Los Angeles, CA.

APPENDIX A

BATCH ANAEROBIC DIGESTION STUDY SET-UP

Feed Composition	Food Waste			Feed Sludge			Seed Sludge		
	% Solids	Liters	% Mass	% Solids	Liters	% Mass	% Solids	Liters	% Mass
100% Food Waste	17.44	2	88.5%	4.52	0	0.00	2.26	2	0.11
100% Feed Sludge	17.44	0	0.0%	4.52	2	0.67	2.26	2	0.33
6.1% Food Waste	17.44	0.05	6.1%	4.52	1.95	0.62	2.26	2	0.32
11.7% Food Waste	17.44	0.1	11.7%	4.52	1.9	0.58	2.26	2	0.30
21.6% Food Waste	17.44	0.2	21.6%	4.52	1.8	0.50	2.26	2	0.28

Test	pH						
Date	28-Nov-12	30-Nov-12	4-Dec-12	9-Dec-12	13-Dec-12	22-Dec-12	5-Jan-13
Day	0	2	6	11	15	24	38

Sample	pH						
Food Waste	4.62						
Feed	5.94						
Seed	7.68						
R1: 100% Food Waste	5.96	3.84	3.64	3.34	3.41		
R2: 100% Feed	6.89	6.90	7.43	7.45	7.50	7.65	7.66
R3: 6.1% FW + 93.9% Feed	6.53	6.72	7.20	7.20	7.44	7.73	7.71
R4: 6.1% FW + 93.9% Feed	6.47	6.64	7.16	7.14	7.42	7.74	7.71
R5: 11.7% FW + 88.3% Feed	6.35	6.35	7.03	6.97	7.15	7.52	7.84
R6: 11.7% FW + 88.3% Feed	6.36	6.37	6.95	7.01	7.21	7.5	7.79
R7: 21.6% FW + 78.4% Feed	6.03	5.80	5.61	5.45	5.63	7	6.76
R8: 21.6% FW + 78.4% Feed	5.98	5.74	5.58	5.40	5.48	6.97	6.83

Percent Food Waste	pH						
88.5%	5.96	3.84	3.64	3.34	3.41		
0%	6.89	6.90	7.43	7.45	7.50	7.65	7.66
6.1%	6.50	6.68	7.18	7.17	7.43	7.74	7.71
11.7%	6.36	6.36	6.99	6.99	7.18	7.51	7.82
21.6%	6.01	5.77	5.60	5.43	5.56	6.99	6.80

Test Date Day Sample	TSVS						
	28-Nov-12	30-Nov-12	4-Dec-12	9-Dec-12	13-Dec-12	22-Dec-12	5-Jan-13
	0	2	6	11	15	24	38
	Weight Pan [g]						
Food Waste	1.081	-	-	-	-	-	-
Food Waste	1.0976	-	-	-	-	-	-
Food Waste	1.1303	-	-	-	-	-	-
Feed	1.0983	-	-	-	-	-	-
Feed	1.0612	-	-	-	-	-	-
Feed	1.076	-	-	-	-	-	-
Seed	1.0928	-	-	-	-	-	-
Seed	1.0751	-	-	-	-	-	-
Seed	1.1035	-	-	-	-	-	-
R1: 100% Food Waste	1.1033	1.0492	1.0777	1.0858	1.1018	-	-
R1: 100% Food Waste	1.0744	1.0175	1.0898	1.0978	1.0761	-	-
R2: 100% Feed	1.1081	1.0444	1.0791	1.0847	1.1075	1.0885	1.019
R2: 100% Feed	1.0894	1.0032	1.0941	1.0702	1.1027	1.0978	1.0008
R3: 6.1% FW + 93.9% Feed	1.0728	1.0072	1.1038	1.0677	1.0756	1.1209	1.0337
R3: 6.1% FW + 93.9% Feed	1.0857	1.0348	1.0893	1.0808	1.0698	1.0788	1.004
R4: 6.1% FW + 93.9% Feed	1.0862	1.0221	1.1163	1.1014	1.0817	1.1015	1.0082
R4: 6.1% FW + 93.9% Feed	1.0894	0.9894	1.0955	1.0845	1.1085	1.1058	1.026
R5: 11.7% FW + 88.3% Feed	0.9817	1.0521	1.1189	1.0766	1.0751	1.0811	1.0003
R5: 11.7% FW + 88.3% Feed	1.0113	1.0252	1.0771	1.0946	1.0907	1.1038	1.0027
R6: 11.7% FW + 88.3% Feed	1.0291	0.9994	1.0843	1.0539	1.0891	1.0633	0.9874
R6: 11.7% FW + 88.3% Feed	1.0681	1.0049	1.1073	1.0788	1.0853	1.0857	0.9993
R7: 21.6% FW + 78.4% Feed	1.0127	1.0029	1.1004	1.0913	1.0753	1.0956	1.0008
R7: 21.6% FW + 78.4% Feed	1.0272	1.0072	1.0653	1.1214	1.0868	1.0791	1.0281
R8: 21.6% FW + 78.4% Feed	0.9893	1.0084	1.0958	1.0904	1.1098	1.0936	0.9943
R8: 21.6% FW + 78.4% Feed	1.0303	1.0204	1.0962	1.0906	1.0853	1.0905	1.0059

	Weight Pan+Sample						
Food Waste	10.5177	-	-	-	-	-	-
Food Waste	10.0306	-	-	-	-	-	-
Food Waste	9.2949	-	-	-	-	-	-
Feed	11.0369	-	-	-	-	-	-
Feed	11.4152	-	-	-	-	-	-
Feed	10.7486	-	-	-	-	-	-
Seed	10.5065	-	-	-	-	-	-
Seed	10.6795	-	-	-	-	-	-
Seed	10.0781	-	-	-	-	-	-
R1: 100% Food Waste	10.8568	10.9575	10.2934	11.1946	10.2536	-	-
R1: 100% Food Waste	11.9727	10.8223	10.443	10.1475	11.6111	-	-
R2: 100% Feed	11.5696	11.0233	10.3771	10.4096	10.0102	10.293	12.073
R2: 100% Feed	11.0605	10.4415	12.227	10.378	10.2342	10.1673	9.2606
R3: 6.1% FW + 93.9% Feed	10.1964	10.0151	10.957	10.6998	11.1033	10.2774	9.1041
R3: 6.1% FW + 93.9% Feed	11.3651	11.2826	10.2518	10.8103	10.1473	10.9114	9.7531
R4: 6.1% FW + 93.9% Feed	10.5469	10.2626	11.6821	10.5721	10.7087	10.4199	8.8375
R4: 6.1% FW + 93.9% Feed	10.2049	12.0028	11.3211	11.915	10.8287	10.3983	10.527
R5: 11.7% FW + 88.3% Feed	11.6294	11.4332	10.4121	10.3111	11.4088	11.069	10.3036
R5: 11.7% FW + 88.3% Feed	12.9385	11.5141	10.6087	11.0686	11.0851	10.9757	10.547

Test Date Day	TSVS						
	28-Nov-12	30-Nov-12	4-Dec-12	9-Dec-12	13-Dec-12	22-Dec-12	5-Jan-13
	0	2	6	11	15	24	38
R6: 11.7% FW + 88.3% Feed	10.4794	10.5907	10.1046	11.1848	11.9135	13.2558	9.0639
R6: 11.7% FW + 88.3% Feed	10.081	10.1393	10.709	11.401	11.95	11.8094	14.824
R7: 21.6% FW + 78.4% Feed	10.9242	10.7524	10.5693	10.6963	10.3677	11.5586	9.0838
R7: 21.6% FW + 78.4% Feed	12.7949	10.059	11.8817	11.8969	10.9998	12.189	10.6379
R8: 21.6% FW + 78.4% Feed	12.5086	15.3285	11.2061	10.0281	10.9851	10.5505	13.594
R8: 21.6% FW + 78.4% Feed	15.6409	11.902	11.1629	10.2563	12.0161	11.2046	13.1849

105 Degree [g]

Food Waste	2.7215	-	-	-	-	-	-
Food Waste	2.6391	-	-	-	-	-	-
Food Waste	2.5739	-	-	-	-	-	-
Feed	1.5453	-	-	-	-	-	-
Feed	1.5305	-	-	-	-	-	-
Feed	1.5138	-	-	-	-	-	-
Seed	1.3065	-	-	-	-	-	-
Seed	1.2924	-	-	-	-	-	-
Seed	1.3048	-	-	-	-	-	-
R1: 100% Food Waste	1.9912	1.7536	1.6742	1.7478	1.8579	-	-
R1: 100% Food Waste	2.0835	1.714	1.6966	1.682	1.9393	-	-
R2: 100% Feed	1.4554	1.2814	1.2624	1.2536	1.2588	1.2413	1.2139
R2: 100% Feed	1.4188	1.2247	1.3153	1.2402	1.26	1.2492	1.1469
R3: 6.1% FW + 93.9% Feed	1.3945	1.2619	1.3387	1.2768	1.2781	1.2959	1.1832
R3: 6.1% FW + 93.9% Feed	1.4446	1.3194	1.3065	1.2935	1.2529	1.2674	1.1641
R4: 6.1% FW + 93.9% Feed	1.4195	1.2767	1.3818	1.307	1.2755	1.2795	1.1519
R4: 6.1% FW + 93.9% Feed	1.4059	1.2928	1.3536	1.3218	1.3067	1.282	1.203
R5: 11.7% FW + 88.3% Feed	1.3674	1.3481	1.3547	1.2906	1.297	1.2783	1.1789
R5: 11.7% FW + 88.3% Feed	1.4508	1.3231	1.3191	1.3283	1.3073	1.2983	1.1872
R6: 11.7% FW + 88.3% Feed	1.3713	1.272	1.3114	1.292	1.3295	1.3086	1.1413
R6: 11.7% FW + 88.3% Feed	1.3951	1.2654	1.35	1.3237	1.3289	1.3011	1.3169
R7: 21.6% FW + 78.4% Feed	1.3963	1.2912	1.3538	1.338	1.3086	1.3462	1.2212
R7: 21.6% FW + 78.4% Feed	1.4865	1.2747	1.3559	1.4021	1.3382	1.3468	1.2871
R8: 21.6% FW + 78.4% Feed	1.4421	1.4414	1.3698	1.3223	1.3569	1.3207	1.3557
R8: 21.6% FW + 78.4% Feed	1.6048	1.3544	1.3702	1.3303	1.3604	1.332	1.3618

550 Degree [g]

Food Waste	1.2213	-	-	-	-	-	-
Food Waste	1.2106	-	-	-	-	-	-
Food Waste	1.2638	-	-	-	-	-	-
Feed	1.1544	-	-	-	-	-	-
Feed	1.1198	-	-	-	-	-	-
Feed	1.1305	-	-	-	-	-	-
Seed	1.1595	-	-	-	-	-	-
Seed	1.1447	-	-	-	-	-	-
Seed	1.1683	-	-	-	-	-	-
R1: 100% Food Waste	1.1593	1.1262	1.1498	1.1655	1.1783	-	-
R1: 100% Food Waste	1.1771	1.0942	1.1635	1.1696	1.1643	-	-
R2: 100% Feed	1.1772	1.1021	1.1289	1.1326	1.1503	1.1338	1.0756

Test Date Day	TSVS						
	28-Nov-12	30-Nov-12	4-Dec-12	9-Dec-12	13-Dec-12	22-Dec-12	5-Jan-13
	0	2	6	11	15	24	38
R2: 100% Feed	1.1555	1.0567	1.1524	1.1184	1.147	1.1429	1.0403
R3: 6.1% FW + 93.9% Feed	1.1345	1.0673	1.1644	1.1229	1.1314	1.1717	1.07
R3: 6.1% FW + 93.9% Feed	1.155	1.1035	1.1462	1.137	1.1207	1.1341	1.051
R4: 6.1% FW + 93.9% Feed	1.1482	1.0815	1.1849	1.1545	1.1344	1.1539	1.0518
R4: 6.1% FW + 93.9% Feed	1.1492	1.0612	1.1622	1.1455	1.1625	1.1578	1.079
R5: 11.7% FW + 88.3% Feed	1.0531	1.1196	1.1777	1.1307	1.1316	1.1365	1.052
R5: 11.7% FW + 88.3% Feed	1.0907	1.0937	1.1373	1.1528	1.1457	1.1588	1.057
R6: 11.7% FW + 88.3% Feed	1.0932	1.0629	1.1415	1.1134	1.1497	1.1301	1.0333
R6: 11.7% FW + 88.3% Feed	1.1291	1.0645	1.1692	1.1396	1.146	1.1445	1.0754
R7: 21.6% FW + 78.4% Feed	1.0794	1.0669	1.161	1.1499	1.1308	1.1559	1.0463
R7: 21.6% FW + 78.4% Feed	1.106	1.067	1.1349	1.1897	1.1462	1.1423	1.0817
R8: 21.6% FW + 78.4% Feed	1.0662	1.1023	1.1596	1.1443	1.1676	1.1473	1.0609
R8: 21.6% FW + 78.4% Feed	1.1278	1.0924	1.1598	1.1461	1.1494	1.1476	1.0766

	TS [mg/L]						
Food Waste	17.38%	-	-	-	-	-	-
Food Waste	17.26%	-	-	-	-	-	-
Food Waste	17.68%	-	-	-	-	-	-
Feed	4.50%	-	-	-	-	-	-
Feed	4.53%	-	-	-	-	-	-
Feed	4.53%	-	-	-	-	-	-
Seed	2.27%	-	-	-	-	-	-
Seed	2.26%	-	-	-	-	-	-
Seed	2.24%	-	-	-	-	-	-
R1: 100% Food Waste	9.10%	7.11%	6.47%	6.55%	8.26%	-	-
R1: 100% Food Waste	9.26%	7.10%	6.49%	6.46%	8.19%	-	-
R2: 100% Feed	3.32%	2.38%	1.97%	1.81%	1.70%	1.66%	1.76%
R2: 100% Feed	3.30%	2.35%	1.99%	1.83%	1.72%	1.67%	1.77%
R3: 6.1% FW + 93.9% Feed	3.53%	2.83%	2.38%	2.17%	2.02%	1.91%	1.85%
R3: 6.1% FW + 93.9% Feed	3.49%	2.78%	2.37%	2.19%	2.02%	1.92%	1.83%
R4: 6.1% FW + 93.9% Feed	3.52%	2.76%	2.51%	2.17%	2.01%	1.91%	1.84%
R4: 6.1% FW + 93.9% Feed	3.47%	2.75%	2.52%	2.19%	2.04%	1.90%	1.86%
R5: 11.7% FW + 88.3% Feed	3.62%	2.85%	2.54%	2.32%	2.15%	1.97%	1.92%
R5: 11.7% FW + 88.3% Feed	3.68%	2.84%	2.54%	2.34%	2.17%	1.97%	1.93%
R6: 11.7% FW + 88.3% Feed	3.62%	2.84%	2.52%	2.35%	2.22%	2.01%	1.91%
R6: 11.7% FW + 88.3% Feed	3.63%	2.85%	2.53%	2.37%	2.24%	2.01%	2.30%
R7: 21.6% FW + 78.4% Feed	3.87%	2.96%	2.68%	2.57%	2.51%	2.40%	2.73%
R7: 21.6% FW + 78.4% Feed	3.90%	2.96%	2.69%	2.60%	2.54%	2.41%	2.70%
R8: 21.6% FW + 78.4% Feed	3.93%	3.02%	2.71%	2.59%	2.50%	2.40%	2.87%
R8: 21.6% FW + 78.4% Feed	3.93%	3.07%	2.72%	2.62%	2.52%	2.39%	2.92%

	VS [mg/L]						
Food Waste	15.90%	-	-	-	-	-	-
Food Waste	15.99%	-	-	-	-	-	-
Food Waste	16.05%	-	-	-	-	-	-
Feed	3.93%	-	-	-	-	-	-
Feed	3.97%	-	-	-	-	-	-

Test Date	TSVS						
Day	28-Nov-12	30-Nov-12	4-Dec-12	9-Dec-12	13-Dec-12	22-Dec-12	5-Jan-13
0	0	2	6	11	15	24	38
Feed	3.96%	-	-	-	-	-	-
Seed	1.56%	-	-	-	-	-	-
Seed	1.54%	-	-	-	-	-	-
Seed	1.52%	-	-	-	-	-	-
R1: 100% Food Waste	8.53%	6.33%	5.69%	5.76%	7.43%	-	-
R1: 100% Food Waste	8.32%	6.32%	5.70%	5.66%	7.36%	-	-
R2: 100% Feed	2.66%	1.80%	1.44%	1.30%	1.22%	1.17%	1.25%
R2: 100% Feed	2.64%	1.78%	1.46%	1.31%	1.24%	1.17%	1.29%
R3: 6.1% FW + 93.9% Feed	2.85%	2.16%	1.77%	1.60%	1.46%	1.36%	1.40%
R3: 6.1% FW + 93.9% Feed	2.82%	2.11%	1.75%	1.61%	1.46%	1.36%	1.29%
R4: 6.1% FW + 93.9% Feed	2.87%	2.11%	1.86%	1.61%	1.47%	1.35%	1.28%
R4: 6.1% FW + 93.9% Feed	2.82%	2.10%	1.87%	1.63%	1.48%	1.34%	1.31%
R5: 11.7% FW + 88.3% Feed	2.95%	2.20%	1.90%	1.73%	1.60%	1.42%	1.36%
R5: 11.7% FW + 88.3% Feed	3.02%	2.19%	1.91%	1.76%	1.62%	1.41%	1.36%
R6: 11.7% FW + 88.3% Feed	2.94%	2.18%	1.88%	1.76%	1.66%	1.46%	1.34%
R6: 11.7% FW + 88.3% Feed	2.95%	2.20%	1.88%	1.78%	1.68%	1.46%	1.75%
R7: 21.6% FW + 78.4% Feed	3.20%	2.30%	2.04%	1.96%	1.91%	1.82%	2.16%
R7: 21.6% FW + 78.4% Feed	3.23%	2.29%	2.04%	1.97%	1.94%	1.84%	2.14%
R8: 21.6% FW + 78.4% Feed	3.26%	2.37%	2.08%	1.99%	1.92%	1.83%	2.34%
R8: 21.6% FW + 78.4% Feed	3.26%	2.41%	2.09%	2.01%	1.93%	1.82%	2.34%

AVG TS

Food Waste	17.44%						
Feed	4.52%						
Seed	2.26%						
R1: 100% Food Waste	9.18%	7.11%	6.48%	6.50%	8.23%		
R2: 100% Feed	3.31%	2.36%	1.98%	1.82%	1.71%	1.66%	1.77%
R3: 6.1% FW + 93.9% Feed	3.51%	2.80%	2.38%	2.18%	2.02%	1.91%	1.84%
R4: 6.1% FW + 93.9% Feed	3.50%	2.76%	2.52%	2.18%	2.03%	1.90%	1.85%
R5: 11.7% FW + 88.3% Feed	3.65%	2.85%	2.54%	2.33%	2.16%	1.97%	1.93%
R6: 11.7% FW + 88.3% Feed	3.62%	2.85%	2.52%	2.36%	2.23%	2.01%	2.10%
R7: 21.6% FW + 78.4% Feed	3.89%	2.96%	2.68%	2.59%	2.52%	2.40%	2.71%
R8: 21.6% FW + 78.4% Feed	3.93%	3.05%	2.72%	2.60%	2.51%	2.39%	2.90%

AVG VS

Food Waste	15.98%						
Feed	3.95%						
Seed	1.54%						
R1: 100% Food Waste	8.42%	6.33%	5.69%	5.71%	7.39%		
R2: 100% Feed	2.65%	1.79%	1.45%	1.30%	1.23%	1.17%	1.27%
R3: 6.1% FW + 93.9% Feed	2.83%	2.13%	1.76%	1.60%	1.46%	1.36%	1.35%
R4: 6.1% FW + 93.9% Feed	2.84%	2.11%	1.87%	1.62%	1.47%	1.34%	1.29%
R5: 11.7% FW + 88.3% Feed	2.99%	2.19%	1.91%	1.75%	1.61%	1.42%	1.36%
R6: 11.7% FW + 88.3% Feed	2.95%	2.19%	1.88%	1.77%	1.67%	1.46%	1.54%
R7: 21.6% FW + 78.4% Feed	3.22%	2.30%	2.04%	1.96%	1.93%	1.83%	2.15%
R8: 21.6% FW + 78.4% Feed	3.26%	2.39%	2.08%	2.00%	1.92%	1.83%	2.34%

Test Date Day	TSVS						
	28-Nov-12	30-Nov-12	4-Dec-12	9-Dec-12	13-Dec-12	22-Dec-12	5-Jan-13
	0	2	6	11	15	24	38
	VS/TS [%]						
Food Waste	91.62%						
Feed	87.50%						
Seed	68.19%						
R1: 100% Food Waste	91.74%	89.03%	87.88%	87.84%	89.83%		
R2: 100% Feed	80.02%	75.75%	73.24%	71.64%	71.77%	70.28%	71.96%
R3: 6.1% FW + 93.9% Feed	80.76%	76.13%	74.00%	73.59%	72.32%	70.82%	73.20%
R4: 6.1% FW + 93.9% Feed	81.25%	76.50%	74.16%	74.23%	72.78%	70.53%	69.86%
R5: 11.7% FW + 88.3% Feed	81.71%	77.10%	75.09%	74.91%	74.57%	71.81%	70.81%
R6: 11.7% FW + 88.3% Feed	81.31%	76.91%	74.65%	75.09%	74.94%	72.74%	73.38%
R7: 21.6% FW + 78.4% Feed	82.73%	77.72%	76.07%	75.96%	76.29%	76.17%	79.33%
R8: 21.6% FW + 78.4% Feed	83.02%	78.38%	76.75%	76.80%	76.65%	76.36%	80.85%

	VSR (%)						
Food Waste	-	-	-	-	-	-	-
Feed	-	-	-	-	-	-	-
Seed	-	-	-	-	-	-	-
R1: 100% Food Waste	0%	24.89%	32.39%	32.20%	12.25%		
R2: 100% Feed	0%	32.51%	45.30%	50.83%	53.66%	55.85%	52.04%
R3: 6.1% FW + 93.9% Feed	0%	24.70%	37.91%	43.42%	48.49%	52.14%	52.44%
R4: 6.1% FW + 93.9% Feed	0%	25.84%	34.28%	43.03%	48.11%	52.77%	54.54%
R5: 11.7% FW + 88.3% Feed	0%	26.51%	36.16%	41.53%	46.11%	52.56%	54.31%
R6: 11.7% FW + 88.3% Feed	0%	25.70%	36.10%	39.83%	43.26%	50.39%	47.67%
R7: 21.6% FW + 78.4% Feed	0%	28.54%	36.56%	38.90%	40.13%	43.09%	33.11%
R8: 21.6% FW + 78.4% Feed	0%	26.84%	36.13%	38.71%	41.07%	43.98%	28.29%

Percent Food Waste	VSR (%)						
88.5%	0%	24.9%	32.4%	32.2%	12.3%		
0%	0%	32.5%	45.3%	50.8%	53.7%	55.8%	52.0%
6.1%	0%	25.3%	36.1%	43.2%	48.3%	52.5%	53.5%
11.7%	0%	26.1%	36.1%	40.7%	44.7%	51.5%	51.0%
21.6%	0%	27.7%	36.3%	38.8%	40.6%	43.5%	30.7%

Percent Food Waste	VS destroyed (%)						
88.50%	0%	2.10%	2.73%	2.71%	1.03%		
0.00%	0%	0.86%	1.20%	1.35%	1.42%	1.48%	1.38%
6.10%	0%	0.72%	1.02%	1.23%	1.37%	1.49%	1.52%
11.70%	0%	0.77%	1.07%	1.21%	1.33%	1.53%	1.51%
21.60%	0%	0.90%	1.18%	1.26%	1.32%	1.41%	0.99%

Percent Food Waste	TS (%)						
88.50%	9.18%	7.1%	6.5%	6.5%	8.2%		
0%	3.31%	2.4%	2.0%	1.8%	1.7%	1.7%	1.8%
6.10%	3.50%	2.8%	2.4%	2.2%	2.0%	1.9%	1.8%
11.70%	3.64%	2.8%	2.5%	2.3%	2.2%	2.0%	2.0%
21.60%	3.24%	2.3%	2.1%	2.0%	1.9%	1.8%	2.2%

Test Date Day	TSVS						
	28-Nov-12	30-Nov-12	4-Dec-12	9-Dec-12	13-Dec-12	22-Dec-12	5-Jan-13
	0	2	6	11	15	24	38
Percent Food Waste	VS (%)						
88.5% FW	8.42%	6.3%	5.7%	5.7%	7.4%		
0% FW	2.65%	1.8%	1.4%	1.3%	1.2%	1.2%	1.3%
6.1% FW	2.84%	2.1%	1.8%	1.6%	1.5%	1.3%	1.3%
11.7% FW	2.97%	2.2%	1.9%	1.8%	1.6%	1.4%	1.5%
21.6% FW	3.24%	2.3%	2.1%	2.0%	1.9%	1.8%	2.2%

Test Date Day	Alkalinity						
	28-Nov-12	30-Nov-12	4-Dec-12	9-Dec-12	13-Dec-12	22-Dec-12	5-Jan-13
	0	2	6	11	15	24	38
Sample	Volume [mL]						
Food Waste	50	-	-	-	-	-	-
Feed	50	-	-	-	-	-	-
Seed	50	-	-	-	-	-	-
R1: 100% Food Waste	50	50	50	50	50	50	50
R2: 100% Feed	50	50	50	50	50	50	50
R3: 6.1% FW + 93.9% Feed	50	50	50	50	50	50	50
R4: 6.1% FW + 93.9% Feed	50	50	50	50	50	50	50
R5: 11.7% FW + 88.3% Feed	50	50	50	50	50	50	50
R6: 11.7% FW + 88.3% Feed	50	50	50	50	50	50	50
R7: 21.6% FW + 78.4% Feed	50	50	50	50	50	50	50
R8: 21.6% FW + 78.4% Feed	50	50	50	50	50	50	50

	Titrant Volume [mL H ₂ SO ₄]						
Food Waste	0.422	-	-	-	-	-	-
Feed	3.224	-	-	-	-	-	-
Seed	11.796	-	-	-	-	-	-
R1: 100% Food Waste	3.92	0	0	0	0	0	0
R2: 100% Feed	7.582	9.944	13.876	17.568	16.712	17.202	33.746
R3: 6.1% FW + 93.9% Feed	7.115	9.47	12.15	13.242	15.2	16.766	37.516
R4: 6.1% FW + 93.9% Feed	7.096	9.41	11.428	12.84	15.148	16.712	37.032
R5: 11.7% FW + 88.3% Feed	6.41	8.97	10.888	11.47	13.064	16.18	35.832
R6: 11.7% FW + 88.3% Feed	6.574	8.814	9.21	11.374	13.236	15.066	37.624
R7: 21.6% FW + 78.4% Feed	5.288	8.016	6.404	6.868	8.76	12.694	26.726
R8: 21.6% FW + 78.4% Feed	5.224	7.892	5.872	6.684	8.504	10.564	27.276

	Final pH						
Food Waste	4.55	-	-	-	-	-	-
Feed	4.55	-	-	-	-	-	-
Seed	3.24	-	-	-	-	-	-
R1: 100% Food Waste	4.56	3.86	3.61	3.34	3.42	-	-
R2: 100% Feed	4.51	4.54	4.54	3.11	4.1	4.37	4.2
R3: 6.1% FW + 93.9% Feed	4.55	4.54	4.4	4.55	4.55	4.43	4.49
R4: 6.1% FW + 93.9% Feed	4.54	4.54	4.54	4.54	4.54	4.5	4.32
R5: 11.7% FW + 88.3% Feed	4.54	4.56	4.57	4.53	4.55	4.43	4.53
R6: 11.7% FW + 88.3% Feed	4.56	4.56	4.53	4.54	4.54	4.54	4.19
R7: 21.6% FW + 78.4% Feed	4.54	4.55	4.55	4.53	4.54	4.53	4.53
R8: 21.6% FW + 78.4% Feed	4.57	4.57	4.56	4.54	4.54	4.86	4.53

	Alkalinity [mg CaCO ₃ /L]						
		N=11/30				N=6/30	
Food Waste	155						
Feed	1182						
Seed	4325						
R1: 100% Food Waste	1437	0	0	0	0	0	0
R2: 100% Feed	2780	3646	5088	6442	6128	6307	6749
R3: 6.1% FW + 93.9% Feed	2609	3472	4455	4855	5573	6148	7503
R4: 6.1% FW + 93.9% Feed	2602	3450	4190	4708	5554	6128	7406
R5: 11.7% FW + 88.3% Feed	2350	3289	3992	4206	4790	5933	7166
R6: 11.7% FW + 88.3% Feed	2410	3232	3377	4170	4853	5524	7525
R7: 21.6% FW + 78.4% Feed	1939	2939	2348	2518	3212	4654	5345
R8: 21.6% FW + 78.4% Feed	1915	2894	2153	2451	3118	3873	5455

Test Date Day	Alkalinity	30-Nov-12	4-Dec-12	9-Dec-12	13-Dec-12	22-Dec-12	5-Jan-13
	0	2	6	11	15	24	38
	Check carbon dioxide in gas contents, should be higher for higher alkalinity						

Percent Food Waste	Alkalinity (mg CaCO ₃ /L)						
88.5%	1437	0	0	0	0	0	0
0%	2780	3646	5088	6442	6128	6307	6749
6.1%	2605	3461	4323	4782	5564	6138	7455
11.7%	2380	3260	3685	4188	4822	5728	7346
21.6%	1927	2916	2251	2485	3165	4264	5400

Test Date Day	sTN				
	28-Nov-12	30-Nov-12	4-Dec-12	13-Dec-12	5-Jan-13
	0	2	6	15	38
Sample	Dilution				
Food Waste	100	-	-	-	-
Feed	100	-	-	-	-
Seed	100	-	-	-	-
R1: 100% Food Waste	100	50	50	50	50
R2: 100% Feed	100	50	50	50	50
R3: 6.1% FW + 93.9% Feed	100	50	50	50	50
R4: 6.1% FW + 93.9% Feed	100	50	50	50	50
R5: 11.7% FW + 88.3% Feed	100	50	50	50	50
R6: 11.7% FW + 88.3% Feed	100	50	50	50	50
R7: 21.6% FW + 78.4% Feed	100	50	50	50	50
R8: 21.6% FW + 78.4% Feed	100	50	50	50	50

	Conc. Reading [mg N/L]				
Food Waste	30.6	-	-	-	-
Feed	34.6	-	-	-	-
Seed	25.5	-	-	-	-
R1: 100% Food Waste	35.1	34.9	34.3	28.7	
R2: 100% Feed	22.1	46.2	41.8	49.1	53.3
R3: 6.1% FW + 93.9% Feed	23.8	48.8	42.7	42.2	49.1
R4: 6.1% FW + 93.9% Feed	22.2	47.5	47.7	44.1	49.5
R5: 11.7% FW + 88.3% Feed	29.3	49.1	46.9	46.6	47.8
R6: 11.7% FW + 88.3% Feed	19.6	44.6	46.3	42.4	47.7
R7: 21.6% FW + 78.4% Feed	23.8	45	45.4	44.8	49.3
R8: 21.6% FW + 78.4% Feed	16.3	51	38.9	40.7	48.2

	Soluble Total Nitrogen (mg N/L)				
Food Waste	3060				
Feed	3460				
Seed	2550				
R1: 100% Food Waste	3510	1745	1715	1435	
R2: 100% Feed	2210	2310	2090	2455	2665
R3: 6.1% FW + 93.9% Feed	2380	2440	2135	2110	2455
R4: 6.1% FW + 93.9% Feed	2220	2375	2385	2205	2475
R5: 11.7% FW + 88.3% Feed	2930	2455	2345	2330	2390
R6: 11.7% FW + 88.3% Feed	1960	2230	2315	2120	2385
R7: 21.6% FW + 78.4% Feed	2380	2250	2270	2240	2465
R8: 21.6% FW + 78.4% Feed	1630	2550	1945	2035	2410

Test	sTN				
Date	28-Nov-12	30-Nov-12	4-Dec-12	13-Dec-12	5-Jan-13
Day	0	2	6	15	38
Percent Food Waste	sTN (mg N/L)				
88.5%	3510	1745	1715	1435	
0%	2210	2310	2090	2455	2665
6.1%	2300	2408	2260	2158	2465
11.7%	2445	2343	2330	2225	2388
21.6%	2005	2400	2108	2138	2438

Test	sTP			
Date	28-Nov-12	4-Dec-12	13-Dec-12	5-Jan-13
Day	0	6	15	38

Sample	Dilution			
Food Waste	50	-	-	-
Feed	50	-	-	-
Seed	50	-	-	-
R1: 100% Food Waste	50	50	50	50
R2: 100% Feed	50	50	50	50
R3: 6.1% FW + 93.9% Feed	50	50	50	50
R4: 6.1% FW + 93.9% Feed	50	50	50	50
R5: 11.7% FW + 88.3% Feed	50	50	50	50
R6: 11.7% FW + 88.3% Feed	50	50	50	50
R7: 21.6% FW + 78.4% Feed	50	50	50	50
R8: 21.6% FW + 78.4% Feed	50	50	50	50

Conc. Reading [mg PO₄³⁻-P/L]

Food Waste	8.87	-	-	-
Feed	2.04	-	-	-
Seed	1.59	-	-	-
R1: 100% Food Waste	2.31	8.04	9.62	
R2: 100% Feed	1.55	4.28	4.26	4.67
R3: 6.1% FW + 93.9% Feed	1.98	5.34	4.26	4.69
R4: 6.1% FW + 93.9% Feed	2.42	4.52	4.44	4.61
R5: 11.7% FW + 88.3% Feed	2.95	5.23	5.05	3.6
R6: 11.7% FW + 88.3% Feed	2.73	5.69	4.75	4.5
R7: 21.6% FW + 78.4% Feed	2.79	7.98	7.51	6.82
R8: 21.6% FW + 78.4% Feed	2.94	7.3	6.53	6.6

Phosphate [mg PO₄³⁻-P/L]

Food Waste	444			
Feed	102			
Seed	80			
R1: 100% Food Waste	116	402	481	
R2: 100% Feed	78	214	213	233.5
R3: 6.1% FW + 93.9% Feed	99	267	213	234.5
R4: 6.1% FW + 93.9% Feed	121	226	222	230.5
R5: 11.7% FW + 88.3% Feed	148	261.5	252.5	180
R6: 11.7% FW + 88.3% Feed	137	284.5	237.5	225
R7: 21.6% FW + 78.4% Feed	140	399	375.5	341
R8: 21.6% FW + 78.4% Feed	147	365	326.5	330

Test Date Day	sTP			
	28-Nov-12	4-Dec-12	13-Dec-12	5-Jan-13
	0	6	15	38
Percent Food Waste	Phosphate (mg PO₄³⁻-P/L)			
88.5%	116	402	481	
0%	78	214	213	234
6.1%	110	247	218	233
11.7%	142	273	245	203
21.6%	143	382	351	336

Test	CST						
Date	28-Nov-12	30-Nov-12	4-Dec-12	9-Dec-12	13-Dec-12	22-Dec-12	5-Jan-13
Day	0	2	6	11	15	24	38
Sample	Time [sec]						
Food Waste	803.7	-	-	-	-	-	-
Feed	-	-	-	-	-	-	-
Seed	3668.2	-	-	-	-	-	-
R1: 100% Food Waste	4788.4		4637.8	3215.5	2816.3		-
R2: 100% Feed	>5000		4736.7	4250.0	4091.1		>5000
R3: 6.1% FW + 93.9% Feed	2994.9		4756.4	3301.0	4384.6		3213.4
R4: 6.1% FW + 93.9% Feed	1889.8		4190.9	4310.1	4167.2		4672.8
R5: 11.7% FW + 88.3% Feed	>5000		4751.0	4237.6	4230.2		>5000
R6: 11.7% FW + 88.3% Feed	5094.1		>5000	4899.0	>5000		>5000
R7: 21.6% FW + 78.4% Feed	4512.3		4490.1	3420.9	3669.0		2186.3
R8: 21.6% FW + 78.4% Feed	42.9		2328.0	3934.8	2973.0		3876.7

Date Day	28-Nov-12 0	30-Nov-12 2	4-Dec-12 6	9-Dec-12 11	13-Dec-12 15	22-Dec-12 24	5-Jan-13 38
Percent Food Waste	VSR (%)						
88.5%		24.9%	32.4%	32.2%	12.3%		
0.0%		32.5%	45.3%	50.8%	53.7%	55.8%	52.0%
6.1%		25.3%	36.1%	43.2%	48.3%	52.5%	53.5%
11.7%		26.1%	36.1%	40.7%	44.7%	51.5%	51.0%
21.6%		27.7%	36.3%	38.8%	40.6%	43.5%	30.7%
Percent Food Waste	VS destroyed (%)						
88.5%		2.1%	2.7%	2.7%	1.0%		
0.0%		0.9%	1.2%	1.3%	1.4%	1.5%	1.4%
6.1%		0.7%	1.0%	1.2%	1.4%	1.5%	1.5%
11.7%		0.8%	1.1%	1.2%	1.3%	1.5%	1.5%
21.6%		0.9%	1.2%	1.3%	1.3%	1.4%	1.0%
Percent Food Waste	Normalized Cumulative Biogas Production (L)						
88.5%		0.0	0.0	0.0	0.0	0.0	0.0
0.0%		16.6	18.3	19.8	19.8	19.8	19.8
6.1%		18.1	23.7	34.6	42.0	42.0	42.0
11.7%		16.6	20.0	23.3	30.3	34.3	38.3
21.6%		6.0	6.0	6.0	6.0	6.0	6.0
Percent Food Waste	VS destroyed (g)						
88.5%		21.0	27.3	27.1	10.3		
0%		8.6	12.0	13.5	14.2	14.8	13.8
6.1%		7.2	10.2	12.3	13.7	14.9	15.2
11.7%		7.7	10.7	12.1	13.3	15.3	15.1
21.6%		9.0	11.8	12.6	13.2	14.1	9.9
Percent Food Waste	Biogas Yield (L/g VS Destroyed)						
88.5%		0	0	0	0		
0%		1.9	1.5	1.5	1.4	1.3	1.4
6.1%		2.5	2.3	2.8	3.1	2.8	2.8
11.7%		2.1	1.9	1.9	2.3	2.2	2.5

Date	28-Nov-12	30-Nov-12	4-Dec-12	9-Dec-12	13-Dec-12	22-Dec-12	5-Jan-13
Day	0	2	6	11	15	24	38
21.6%		0.7	0.5	0.5	0.5	0.4	0.6

Percent Food Waste	Biogas Yield (ft ³ /lb VS Destroyed)						
88.5%		0	0	0	0		
0%		30.8	24.4	23.5	22.3	21.4	23.0
6.1%		40.4	37.1	45.2	49.0	45.2	44.3
11.7%		34.3	29.8	30.9	36.6	36.0	40.5
21.6%		10.6	8.1	7.6	7.2	6.8	9.6

Soluble COD	28-Nov-12	30-Nov-12	4-Dec-12	9-Dec-12	13-Dec-12	22-Dec-12	5-Jan-13	25-Jan-13
[mg/L]	0	2	6	11	15	24	38	58
Feed	3218							
Seed	451							
Food Waste	73317							
R1	39717	34186	47489	48184	53552			
R2	1373	8032	5487	1381	1877	1525	1857	
R3	2823	10136	10390	7395	5106	1525	1774	
R4	2691	8942	8648	7787	4645	1525	1857	
R5	5590	11102	10455	9879	9654	5811	2604	
R6	4009	9453	13165	11055	8929	7565	2355	
R7	6117	12581	18197	16154	18157	10357	16394	
R8	4799	12865	16391	16546	15521	14773	17889	
Total COD	11/28/2012	11/30/2012	12/4/2012	12/9/2012	12/13/2012	12/22/2012	1/5/2013	1/25/2013
[mg/L]	0	2	6	11	15	24	38	58
Feed	55980							
Seed	20930							
Food Waste	132403							
R1	86286	102404	91629	107236	117713			
R2	37796	35312	14979	21474	25699	20907	19057	
R3	43594	42362	42336	31671	26753	25323	19057	
R4	42803	37131	43626	38992	27017	21946	18392	
R5	46756	53051	42336	40561	34136	26362	18060	
R6	41749	42135	47497	42392	39936	28700	17063	
R7	43594	53279	50852	48667	57864	46364	39990	
R8	48074	53506	51627	45006	48109	46364	41984	
Soluble COD	11/28/2012	11/30/2012	12/4/2012	12/9/2012	12/13/2012	12/22/2012	1/5/2013	1/25/2013
[mg/L]	0	2	6	11	15	24	38	58
88.5% FW	39717	34186	47489	48184	53552			
0% FW	1373	8032	5487	1381	1877	1525	1857	
6.1% FW	2757	9539	9519	7591	4876	1525	1815	
11.7% FW	4799	10278	11810	10467	9292	6688	2480	
21.6% FW	5458	12723	17294	16350	16839	12565	17142	
Total COD	28-Nov-12	30-Nov-12	4-Dec-12	9-Dec-12	13-Dec-12	22-Dec-12	5-Jan-13	25-Jan-13
[mg/L]	0	2	6	11	15	24	38	58
88.5% FW	86286	102404	91629	107236	117713			
0% FW	37796	35312	14979	21474	25699	20907	19057	
6.1% FW	43198	39747	42981	35332	26885	23635	18724	
11.7% FW	44253	47593	44917	41476	37036	27531	17562	
21.6% FW	45834	53392	51240	46837	52987	46364	40987	
Total CODr	28-Nov-12	30-Nov-12	4-Dec-12	9-Dec-12	13-Dec-12	22-Dec-12	5-Jan-13	25-Jan-13
[mg/L]	0	2	6	11	15	24	38	58
88.5% FW	0	-16118	-5343	0	0			
0% FW	0	2484	22817	16322	12097	16889	18739	
6.1% FW	0	3452	217	7867	16313	19564	24474	
11.7% FW	0	-3340	-664	2776	7217	16721	26691	
21.6% FW	0	-7559	-5406	0	0	0	4847	

CODr*4L

Total CODr [mg/L]	28-Nov-12	30-Nov-12	4-Dec-12	9-Dec-12	13-Dec-12	22-Dec-12	5-Jan-13	25-Jan-13
	0	2	6	11	15	24	38	58
88.5% FW	0	-64472	-21374	0	0			
0% FW	0	9937	91267	65288	48389	67555	74957	
6.1% FW	0	13807	870	31466	65253	78255	97896	
11.7% FW	0	-13362	-2656	11105	28867	66885	106764	
21.6% FW	0	-30235	-21623	0	0	0	19386	

Total CODr [mg/L]	28-Nov-12	30-Nov-12	4-Dec-12	9-Dec-12	13-Dec-12	22-Dec-12	5-Jan-13	25-Jan-13
	0	2	6	11	15	24	38	58
88.5% FW	0%	-19%	-6%	0%	0%			
0% FW	0%	7%	60%	43%	32%	45%	50%	
6.1% FW	0%	8%	1%	18%	38%	45%	57%	
11.7% FW	0%	-8%	-2%	6%	16%	38%	60%	
21.6% FW	0%	-16%	-12%	0%	0%	0%	11%	

COD
28-Nov-12

Abs 1	Abs 2	Average Abs	Dilution	COD Conc. [mg/L]
0.022	0.015	0.019	100	3218
0.01	0.006	0.008	100	451
0.282	0.287	0.285	100	73317
0.151	0.163	0.157	100	39717
0.008	0.015	0.012	100	1373
0.015	0.019	0.017	100	2823
0.021	0.012	0.017	100	2691
0.032	0.023	0.028	100	5590
0.017	0.026	0.022	100	4009
0.04	0.019	0.030	100	6117
0.03	0.019	0.025	100	4799

Abs 1	Abs 2	Average Abs	Initial Dilution	Second Dilution	Third Dilution	Total Dilution	COD Conc. [mg/L]
0.113	0.112	0.113	10	10	2	200	55980
0.049	0.043	0.046	10	10	2	200	20930
0.248	0.267	0.258	10	10	2	200	132403
0.169	0.171	0.170	10	10	2	200	86286
0.078	0.078	0.078	10	10	2	200	37796
0.083	0.095	0.089	10	10	2	200	43594
0.087	0.088	0.088	10	10	2	200	42803
0.098	0.092	0.095	10	10	2	200	46756
0.088	0.083	0.086	10	10	2	200	41749
0.088	0.09	0.089	10	10	2	200	43594
0.102	0.093	0.098	10	10	2	200	48074

Abs 1	Abs 2	Abs 3	Avg. Abs
0.019	0.022		0.021
0.043	0.041	0.058	0.047
0.082	0.083	0.095	0.087
0.117	0.115	0.124	0.119
0.193	0.199	0.192	0.195
0	0.005		

Test **COD**
Date **30-Nov-12**

Soluble COD

Sample	Abs 1	Abs 2	Average Abs	Dilution	COD Conc. [mg/L]
R1	0.303	0.289	0.296	50	34186
R2	0.06	0.072	0.066	50	8032
R3	0.097	0.072	0.085	50	10136
R4	0.072	0.076	0.074	50	8942
R5	0.102	0.084	0.093	50	11102
R6	0.081	0.076	0.079	50	9453
R7	0.103	0.109	0.106	50	12581
R8	0.11	0.107	0.109	50	12865

Total COD

Sample	Abs 1	Abs 2	Average Abs	Initial Dilution	Second Dilution	Third Dilution	Total Dilution	COD Conc. [mg/L]
R1	0.217	0.224	0.221	10	10	2	200	102404
R2	0.071	0.075	0.073	10	10	2	200	35312
R3	0.085	0.092	0.089	10	10	2	200	42362
R4	0.077	0.077	0.077	10	10	2	200	37131
R5	0.09	0.134	0.112	10	10	2	200	53051
R6	0.087	0.089	0.088	10	10	2	200	42135
R7	0.117	0.108	0.113	10	10	2	200	53279
R8	0.126	0.1	0.113	10	10	2	200	53506

Standards

KHP [mg/L]	Abs 1	Abs 2	Avg. Abs
50	0.021	0.022	0.022
100	0.038	0.036	0.037
200	0.098	0.076	0.087
300	0.122	0.115	0.119
500	0.247	0.19	0.219
Blank	0	-0.002	

Test Date **COD**
4-Dec-12

Soluble COD

Sample				Dilution	COD Conc.
	Abs 1	Abs 2	Average Abs		[mg/L]
R1	0.368	0.344	0.356	50	47489
R2	0.031	0.03	0.031	50	5487
R3	0.071	0.066	0.069	50	10390
R4	0.049	0.061	0.055	50	8648
R5	0.066	0.072	0.069	50	10455
R6	0.092	0.088	0.090	50	13165
R7	0.121	0.137	0.129	50	18197
R8	0.112	0.118	0.115	50	16391

Total COD

Sample				Initial	Second	Third	Total	COD Conc. [mg/L]
	Abs 1	Abs 2	Average Abs	Dilution	Dilution	Dilution	Dilution	
R1	0.169	0.162	0.166	10	10	2	200	91629
R2	0.02	0.014	0.017	10	10	2	200	14979
R3	0.067	0.073	0.070	10	10	2	200	42336
R4	0.068	0.077	0.073	10	10	2	200	43626
R5	0.069	0.071	0.070	10	10	2	200	42336
R6	0.078	0.082	0.080	10	10	2	200	47497
R7	0.089	0.084	0.087	10	10	2	200	50852
R8	0.091	0.085	0.088	10	10	2	200	51627

Standards

KHP [mg/L]	Abs 1	Abs 2	Avg. Abs
50	0.002	0.015	0.009
100	0.023	0.022	0.023
200	0.063	0.064	0.064
300	0.111	0.12	0.116
500	0.174	0.177	0.176
Blank	0	-0.007	

Test Date **COD**
9-Dec-12

Soluble COD

Sample	Abs 1	Abs 2	Average Abs	Dilution	COD Conc. [mg/L]
R1	0.373		0.373	50	48184
R2	0.017	0.013	0.015	50	1381
R3	0.061		0.061	50	7395
R4	0.062	0.066	0.064	50	7787
R5	0.08	0.08	0.080	50	9879
R6	0.089	0.089	0.089	50	11055
R7	0.13	0.126	0.128	50	16154
R8	0.132	0.13	0.131	50	16546

Total COD

Sample	Abs 1	Abs 2	Average Abs	Initial Dilution	Second Dilution	Third Dilution	Total Dilution	COD Conc. [mg/L]
R1	0.215	0.204	0.210	10	10	2	200	107236
R2	0.042	0.049	0.046	10	10	2	200	21474
R3	0.061	0.069	0.065	10	10	2	200	31671
R4	0.077	0.081	0.079	10	10	2	200	38992
R5	0.085	0.079	0.082	10	10	2	200	40561
R6	0.082	0.089	0.086	10	10	2	200	42392
R7	0.1	0.095	0.098	10	10	2	200	48667
R8	0.091	0.09	0.091	10	10	2	200	45006

Standards

KHP [mg/L]	Abs 1	Abs 2	Avg. Abs
50	0.019	0.025	0.022
100	0.042	0.046	0.044
200	0.081	0.081	0.081
300	0.118	0.122	0.120
500	0.196	0.194	0.195
Blank	0	0.001	

Test Date **COD**
13-Dec-12

Soluble COD

Sample	Abs 1	Abs 2	Average Abs	Dilution	COD Conc. [mg/L]
R1	0.42	0.406	0.413	50	53552
R2	0.017	0.025	0.021	50	1877
R3	0.047	0.044	0.046	50	5106
R4	0.044	0.04	0.042	50	4645
R5	0.08	0.08	0.080	50	9654
R6	0.071	0.078	0.075	50	8929
R7	0.143	0.146	0.145	50	18157
R8	0.123	0.126	0.125	50	15521

Total COD

Sample	Abs 1	Abs 2	Average Abs	Initial Dilution	Second Dilution	Third Dilution	Total Dilution	COD Conc. [mg/L]
R1	0.244	0.216	0.230	10	10	2	200	117713
R2	0.061	0.05	0.056	10	10	2	200	25699
R3	0.056	0.059	0.058	10	10	2	200	26753
R4	0.058	0.058	0.058	10	10	2	200	27017
R5	0.073	0.07	0.072	10	10	2	200	34136
R6	0.08	0.085	0.083	10	10	2	200	39936
R7	0.115	0.118	0.117	10	10	2	200	57864
R8	0.099	0.097	0.098	10	10	2	200	48109

Standards

KHP [mg/L]	Abs 1	Abs 2	Avg. Abs
50	0.024	0.029	0.027
100	0.044	0.041	0.043
200	0.086	0.083	0.085
300	0.119	0.122	0.121
500	0.192	0.2	0.196
Blank	0	0.001	

Test Date **COD**
22-Dec-12

Soluble COD

Sample	Abs 1	Abs 2	Average Abs	Dilution	COD Conc. [mg/L]
R1					
R2	0.016	0.011	0.014	50	1525
R3	0.016	0.011	0.014	50	1525
R4	0.015	0.012	0.014	50	1525
R5	0.048	0.045	0.047	50	5811
R6	0.061	0.059	0.060	50	7565
R7	0.082	0.081	0.082	50	10357
R8	0.116	0.115	0.116	50	14773

Total COD

Sample	Abs 1	Abs 2	Average Abs	Initial Dilution	Second Dilution	Third Dilution	Total Dilution	COD Conc. [mg/L]
R1								
R2	0.044	0.04	0.042	10	10	2	200	20907
R3	0.049	0.052	0.051	10	10	2	200	25323
R4	0.045	0.043	0.044	10	10	2	200	21946
R5	0.051	0.054	0.053	10	10	2	200	26362
R6	0.059	0.055	0.057	10	10	2	200	28700
R7	0.094	0.088	0.091	10	10	2	200	46364
R8	0.093	0.089	0.091	10	10	2	200	46364

Standards

KHP [mg/L]	Abs 1	Abs 2	Avg. Abs
50	0.022	0.018	0.020
100	0.037	0.037	0.037
200	0.082	0.085	0.084
300	0.12	0.119	0.120
500	0.194	0.189	0.192
Blank	0	-0.003	

Test Date **COD**
5-Jan-13

Soluble COD

Sample	Abs 1	Abs 2	Average Abs	Dilution	COD Conc. [mg/L]
R1					
R2	0.015	0.022	0.019	50	1857
R3	0.017	0.019	0.018	50	1774
R4	0.014	0.023	0.019	50	1857
R5	0.021	0.025	0.023	50	2604
R6	0.022	0.021	0.022	50	2355
R7	0.106	0.106	0.106	50	16394
R8	0.115	0.115	0.115	50	17889

Total COD

Sample	Abs 1	Abs 2	Average Abs	Initial Dilution	Second Dilution	Third Dilution	Total Dilution	COD Conc. [mg/L]
R1								
R2	0.037	0.035	0.036	10	10	2	200	19057
R3	0.036	0.036	0.036	10	10	2	200	19057
R4	0.036	0.034	0.035	10	10	2	200	18392
R5	0.033	0.036	0.035	10	10	2	200	18060
R6	0.032	0.034	0.033	10	10	2	200	17063
R7	0.066	0.069	0.068	10	10	2	200	39990
R8	0.071	0.07	0.071	10	10	2	200	41984

Standards

KHP [mg/L]	Abs 1	Abs 2	Avg. Abs
25	0.015		0.015
50	0.028		0.028
100	0.033		0.033
250	0.08		0.080
500	0.159		0.159
Blank	0		

Raw data sample	CH4			CO2		
	retention time	area	% CH4	retention time	area	% CO2
R2	1.099	35.99	0.274726	1.531	43.68	
R3	1.103	2855	21.1354	1.536	1478	12
		2061	15.2598		1080	12
R4	1.077	7247	53.6362	1.505	2150	17.8
	1.087	8347	61.7762	1.517	2430	17.7
R5	1.09	7318	54.1616	1.52	2262	20
R6	1.085	4563	33.7746	1.513	1679	18
		6361	47.0798		2284	18
R7						
R8	1.078	4139.36	30.63966		914	7.6
	1.087	4134	30.6		932	7.6

Summary of Gas composition		
Reactor	CH4%	comment
R1	-	R1,R2,R3 has little gas in the bag, so the data is not
R2	0.20%	
R3	18%	
R4	58%	Reasonable
R5	54%	Reasonable
R6	47%	Reasonable
R7	-	No gas collected
R8	31%	

APPENDIX B

Anaerobic Co-Digestion of FW and Dewage Sludge

Phase II: Semi Continuous

Digesters: Six 4L Digesters

SRT: 28 d/20 d

$$Q^{\text{feed}}=Q^{\text{waste}}= 200\text{mL}$$

Single Control (No FW)

10% FW Set (10%w/w in Feed)

Duplicate 20% FW Set (20% w/w in Feed)

50% FW Set (50% w/w in Feed)

Food Waste	TS (%)	15.0%
	VS (%)	14.0%
Feed Sludge	TS (%)	5.2%
	VS (%)	4.4%

Digester Id	Feed Composition		Food Waste			Feed Sludge		
	(w/w)		TS (%)	Feed (L)	Mass (%)	TS (%)	Feed (L)	Mass (%)
R1	100%	Feed Sludge	15.0%	0.0	0%	5.2%	0.200	100%
R2*	100%	Food Waste	15.0%	0.200	100%	5.2%	0.0	0%
R3	10%	Food Waste	15.0%	0.008	10%	5.2%	0.193	90%
R4	20%	Food Waste	15.0%	0.016	20%	5.2%	0.184	80%
R5	20%	Food Waste	15.0%	0.016	20%	5.2%	0.184	80%
R6	50%	Food Waste	15.0%	0.051	50%	5.2%	0.149	50%

*R2 re-seeded on 4/17/13- Data Starting 4/18/13

SRT: 22 d/ 16 d

$$Q^{\text{feed}}=Q^{\text{waste}}= 250\text{mL}$$

Digester Id	Feed Composition		Food Waste			Feed Sludge		
	(w/w)		TS (%)	Feed (L)	Mass (%)	TS (%)	Feed (L)	Mass (%)
R1	100%	Feed Sludge	15.0%	0.000	0%	5.2%	0.250	100%
R2	100%	Feed Sludge	15.0%	0.000	0%	5.2%	0.250	100%
R3	10%	Food Waste	15.0%	0.010	10%	5.2%	0.240	90%
R4	20%	Food Waste	15.0%	0.020	20%	5.2%	0.230	80%
R5	20%	Food Waste	15.0%	0.020	20%	5.2%	0.230	80%
R6	50%	Food Waste	15.0%	0.065	50%	5.2%	0.185	50%

Digester Id	Feed Composition		Food Waste			Feed Sludge		
	(w/w)		VS (%)	Feed (L)	Mass (%)	VS (%)	Feed (L)	Mass (%)
R1	100%	Feed Sludge	14.0%	0.000	0%	4.4%	0.250	100%
R2	100%	Feed Sludge	14.0%	0.000	0%	4.4%	0.250	100%
R3	10%	Food Waste	14.0%	0.010	11%	4.4%	0.241	89%
R4	20%	Food Waste	14.0%	0.020	22%	4.4%	0.230	78%
R5	20%	Food Waste	14.0%	0.020	22%	4.4%	0.230	78%
R6	50%	Food Waste	14.0%	0.065	53%	4.4%	0.185	47%

Test		1	2	3	4
Date	Friday	Tuesday	Wednesday	Thursday	Friday
Day	22-Feb-13	26-Feb-13	27-Feb-13	28-Feb-13	1-Mar-13
Day	0	4	5	6	7

Sample					
R1: 100% Feed (Control)		7.48	7.6	7.80	7.37
R2: 100% Feed (Control)					
R2: 100% Food Waste		7.45	7.19	7.65	7.29
R3: 10% FW + 90% Feed		7.43	7.52	7.71	7.38
R4: 20% FW + 80% Feed		7.38	7.49	7.87	7.4
R5: 20% FW + 80% Feed		7.39	7.49	7.88	7.40
R6: 50% FW + 50% Feed		7.39	7.30	7.72	7.43
Feed		5.73			
Seed					
Food Waste		4.79			

Test	CST (s)				
Date	Friday	Tuesday	Wednesday	Thursday	Friday
Day	22-Feb-13	26-Feb-13	27-Feb-13	28-Feb-13	1-Mar-13
Day	0	4	5	6	7

Sample
R1: 100% Feed (Control)
R2: 100% Feed (Control)
R2: 100% Food Waste
R3: 10% FW + 90% Feed
R4: 20% FW + 80% Feed
R5: 20% FW + 80% Feed
R6: 50% FW + 50% Feed

Test	5	6	7	8	9	10	11	12	13	14
Date	Monday	Tuesday	Wednesday	Thursday	Friday	Monday	Tuesday	Wednesday	Thursday	Friday
Day	4-Mar-13	5-Mar-13	6-Mar-13	7-Mar-13	8-Mar-13	11-Mar-13	12-Mar-13	13-Mar-13	14-Mar-13	15-Mar-13
Day	10	11	12	13	14	17	18	19	20	21

Sample										
R1: 100% Feed (Control)	7.47	7.40	7.34	7.41	7.43	7.47	7.62	7.67	7.78	7.63
R2: 100% Feed (Control)										
R2: 100% Food Waste	7.47	7.15	7.38	7.41	7.35	7.46	7.38	7.49	7.54	7.48
R3: 10% FW + 90% Feed	7.51	7.32	7.32	7.43	7.42	7.49	7.72	7.66	7.77	7.54
R4: 20% FW + 80% Feed	7.45	7.47	7.32	7.42	7.42	7.47	7.74	7.68	7.72	7.53
R5: 20% FW + 80% Feed	7.50	7.33	7.36	7.42	7.41	7.51	7.70	7.63	7.73	7.51
R6: 50% FW + 50% Feed	7.55	7.34	7.26	7.45	7.45	7.46	7.60	7.66	7.73	7.58
Feed		5.98					5.86			
Seed										
Food Waste		4.77					4.76			

Test										
Date	Monday	Tuesday	Wednesday	Thursday	Friday	Monday	Tuesday	Wednesday	Thursday	Friday
Day	4-Mar-13	5-Mar-13	6-Mar-13	7-Mar-13	8-Mar-13	11-Mar-13	12-Mar-13	13-Mar-13	14-Mar-13	15-Mar-13
Day	10	11	12	13	14	17	18	19	20	21

Sample	
R1: 100% Feed (Control)	5407
R2: 100% Feed (Control)	
R2: 100% Food Waste	1120
R3: 10% FW + 90% Feed	3781
R4: 20% FW + 80% Feed	3052
R5: 20% FW + 80% Feed	4153
R6: 50% FW + 50% Feed	5132

Test	15	16	17	18	19	20	21	22	23	24
Date	Monday	Tuesday	Wednesday	Thursday	Friday	Monday	Tuesday	Wednesday	Thursday	Friday
Day	18-Mar-13	19-Mar-13	20-Mar-13	21-Mar-13	22-Mar-13	25-Mar-13	26-Mar-13	27-Mar-13	28-Mar-13	29-Mar-13
Day	24	25	26	27	28	31	32	33	34	35

Sample	15	16	17	18	19	20	21	22	23	24
R1: 100% Feed (Control)	7.88	7.72	7.89	7.86	7.71	7.98	7.82	7.75	7.81	7.71
R2: 100% Feed (Control)										
R2: 100% Food Waste	7.87	7.45	7.56	7.53	7.39	7.97	7.77	7.36	7.27	6.91
R3: 10% FW + 90% Feed	7.76	7.86	7.75	7.88	7.74	7.91	7.89	7.76	7.78	7.7
R4: 20% FW + 80% Feed	7.77	7.76	7.72	7.84	7.72	7.9	7.84	7.75	7.84	7.69
R5: 20% FW + 80% Feed	7.73	7.78	7.71	7.85	7.75	8.31	7.81	7.73	7.82	7.66
R6: 50% FW + 50% Feed	7.7	7.51	7.73	7.86	7.76	7.93	7.77	7.84	7.87	7.68
Feed		5.77					6.04			
Seed										
Food Waste		4.27					4.42			

Test	Monday	Tuesday	Wednesday	Thursday	Friday	Monday	Tuesday	Wednesday	Thursday	Friday
Date	18-Mar-13	19-Mar-13	20-Mar-13	21-Mar-13	22-Mar-13	25-Mar-13	26-Mar-13	27-Mar-13	28-Mar-13	29-Mar-13
Day	24	25	26	27	28	31	32	33	34	35

Sample	15	16	17	18	19	20	21	22	23	24
R1: 100% Feed (Control)		5491					5484			
R2: 100% Feed (Control)										
R2: 100% Food Waste		1140					1143			
R3: 10% FW + 90% Feed		3855					3958			
R4: 20% FW + 80% Feed		3082					3091			
R5: 20% FW + 80% Feed		4162					4694			
R6: 50% FW + 50% Feed		5142					5758			

Test	25	26	27	28	29	30	31	32	33	34
Date	Monday	Tuesday	Wednesday	Thursday	Friday	Monday	Tuesday	Wednesday	Thursday	Friday
Day	1-Apr-13	2-Apr-13	3-Apr-13	4-Apr-13	5-Apr-13	8-Apr-13	9-Apr-13	10-Apr-13	11-Apr-13	12-Apr-13
Day	38	39	40	41	42	45	46	47	48	49

Sample										
R1: 100% Feed (Control)	7.99	7.97	7.87	7.7	8.11	7.78	7.6	7.48	7.83	7.49
R2: 100% Feed (Control)										
R2: 100% Food Waste	7.46	7.15	6.59	5.97	5.19	5.32	5.44	5.35	5.18	5.14
R3: 10% FW + 90% Feed	7.85	7.96	7.82	7.7	7.63	7.78	7.67	7.45	7.73	7.52
R4: 20% FW + 80% Feed	7.82	7.88	7.7	7.68	8.11	7.75	7.68	7.46	7.74	7.54
R5: 20% FW + 80% Feed	7.88	7.89	7.69	7.73	8.06	7.77	7.64	7.45	7.71	7.56
R6: 50% FW + 50% Feed	7.83	7.96	7.72	7.74	7.52	7.76	7.66	7.48	7.75	7.51
Feed		6.21					6.04			
Seed										
Food Waste		4.35					4.35			

Test										
Date	Monday	Tuesday	Wednesday	Thursday	Friday	Monday	Tuesday	Wednesday	Thursday	Friday
Day	1-Apr-13	2-Apr-13	3-Apr-13	4-Apr-13	5-Apr-13	8-Apr-13	9-Apr-13	10-Apr-13	11-Apr-13	12-Apr-13
Day	38	39	40	41	42	45	46	47	48	49

Sample		
R1: 100% Feed (Control)	5412	5479
R2: 100% Feed (Control)		
R2: 100% Food Waste	1162	1139
R3: 10% FW + 90% Feed	3812	3980
R4: 20% FW + 80% Feed	3131	3087
R5: 20% FW + 80% Feed	4170	4854
R6: 50% FW + 50% Feed	5138	5791

Test	35	36	37	38	39	40	41	42	43	44
Date	Monday	Tuesday	Wednesday	Thursday	Friday	Monday	Tuesday	Wednesday	Thursday	Friday
Day	15-Apr-13	16-Apr-13	17-Apr-13	18-Apr-13	19-Apr-13	22-Apr-13	23-Apr-13	24-Apr-13	25-Apr-13	26-Apr-13
Day	52	53	54	55	56	59	60	61	62	63

Sample										
R1: 100% Feed (Control)	7.69	7.59	7.54	7.56	7.61		7.66	7.64		7.67
R2: 100% Feed (Control)				7.43	7.43		7.57	7.56		7.56
R2: 100% Food Waste	5.19	5.18	5.26							
R3: 10% FW + 90% Feed	7.59	7.63	7.54	7.56	7.6		7.64	7.68		7.67
R4: 20% FW + 80% Feed	7.66	7.6	7.56	7.52	7.52		7.67	7.68		7.65
R5: 20% FW + 80% Feed	7.61	7.6	7.54	7.5	7.54		7.7	7.65		7.69
R6: 50% FW + 50% Feed	7.94	7.57	7.56	7.54	7.54		7.71	7.64		7.70
Feed		6.1								
Seed		7.51								
Food Waste		4.59								

Test										
Date	Monday	Tuesday	Wednesday	Thursday	Friday	Monday	Tuesday	Wednesday	Thursday	Friday
Day	15-Apr-13	16-Apr-13	17-Apr-13	18-Apr-13	19-Apr-13	22-Apr-13	23-Apr-13	24-Apr-13	25-Apr-13	26-Apr-13
Day	52	53	54	55	56	59	60	61	62	63

Sample										
R1: 100% Feed (Control)		5423		5481					4349.7	
R2: 100% Feed (Control)										
R2: 100% Food Waste		1170		1092					5925.4	
R3: 10% FW + 90% Feed		3954		3890					3337.5	
R4: 20% FW + 80% Feed		3445		3386					6333.9	
R5: 20% FW + 80% Feed		4171		4355					4922.9	
R6: 50% FW + 50% Feed		5187		5255					3683.3	

Test	45	46	47	48	49	50	51	52	53	54
Date	Monday	Tuesday	Wednesday	Thursday	Friday	Monday	Tuesday	Wednesday	Thursday	Friday
Day	29-Apr-13	30-Apr-13	1-May-13	2-May-13	3-May-13	6-May-13	7-May-13	8-May-13	9-May-13	10-May-13
Day	66	67	68	69	70	73	74	75	76	77

Sample										
R1: 100% Feed (Control)	7.66	7.62	7.61	7.65	7.65	7.66	7.59	7.55	7.55	7.55
R2: 100% Feed (Control)	7.57	7.5	7.48	7.43	7.7	7.72	7.4	7.5	7.5	7.5
R2: 100% Food Waste										
R3: 10% FW + 90% Feed	7.67	7.63	7.64	7.5	7.76	7.63	7.63	7.61	7.61	7.55
R4: 20% FW + 80% Feed	7.63	7.63	7.63	7.6	7.61	7.68	7.54	7.6	7.6	7.59
R5: 20% FW + 80% Feed	7.69	7.64	7.64	7.6	7.6	7.61	7.61	7.58	7.58	7.54
R6: 50% FW + 50% Feed	7.67	7.65	7.64	7.69	7.7	7.75	7.60	7.67	7.67	7.62
Feed		6.03					5.85			
Seed										
Food Waste							4.23			

Test										
Date	Monday	Tuesday	Wednesday	Thursday	Friday	Monday	Tuesday	Wednesday	Thursday	Friday
Day	29-Apr-13	30-Apr-13	1-May-13	2-May-13	3-May-13	6-May-13	7-May-13	8-May-13	9-May-13	10-May-13
Day	66	67	68	69	70	73	74	75	76	77

Sample										
R1: 100% Feed (Control)				5905					5913	
R2: 100% Feed (Control)										
R2: 100% Food Waste				5169					5156	
R3: 10% FW + 90% Feed				1495					1614	
R4: 20% FW + 80% Feed				3215					2504	
R5: 20% FW + 80% Feed				4685					6078	
R6: 50% FW + 50% Feed				4983					4833	

Test	Monday	Tuesday	Wednesday	Thursday	Friday	Monday	Tuesday	Wednesday	Thursday	Friday
Date	13-May-13	14-May-13	15-May-13	16-May-13	17-May-13	20-May-13	21-May-13	22-May-13	23-May-13	24-May-13
Day	80	81	82	83	84	87	88	89	90	91

Sample	Monday	Tuesday	Wednesday	Thursday	Friday	Monday	Tuesday	Wednesday	Thursday	Friday
R1: 100% Feed (Control)	7.64	7.45	7.41	7.42	7.46	7.55	7.76	7.58	7.58	7.58
R2: 100% Feed (Control)	7.61	7.38	7.35	7.4	7.43	7.54	7.72	7.56	7.57	7.57
R2: 100% Food Waste										
R3: 10% FW + 90% Feed	7.67	7.43	7.43	7.41	7.43	7.56	7.71	7.59	7.63	7.59
R4: 20% FW + 80% Feed	7.67	7.45	7.45	7.43	7.46	7.58	7.76	7.59	7.63	7.59
R5: 20% FW + 80% Feed	7.66	7.4	7.43	7.4	7.47	7.58	7.79	7.56	7.62	7.57
R6: 50% FW + 50% Feed	8.11	7.58	7.5	7.48	7.51	7.58	7.81	7.65	7.64	7.64
Feed		5.94					5.77			
Seed										
Food Waste		4.12					4.10			

Test	Monday	Tuesday	Wednesday	Thursday	Friday	Monday	Tuesday	Wednesday	Thursday	Friday
Date	13-May-13	14-May-13	15-May-13	16-May-13	17-May-13	20-May-13	21-May-13	22-May-13	23-May-13	24-May-13
Day	80	81	82	83	84	87	88	89	90	91

Sample	Monday	Tuesday	Wednesday	Thursday	Friday	Monday	Tuesday	Wednesday	Thursday	Friday
R1: 100% Feed (Control)				6432					5913	
R2: 100% Feed (Control)										
R2: 100% Food Waste				4586					4995	
R3: 10% FW + 90% Feed				1986					1640	
R4: 20% FW + 80% Feed				2454					2905	
R5: 20% FW + 80% Feed				6239					5850	
R6: 50% FW + 50% Feed				3482					3541	

Test	Monday	Tuesday	Wednesday	Thursday	Friday	Monday	Tuesday	Wednesday	Thursday	Friday
Date	27-May-13	28-May-13	29-May-13	30-May-13	31-May-13	3-Jun-13	4-Jun-13	5-Jun-13	6-Jun-13	7-Jun-13
Day	94	95	96	97	98	101	102	103	104	105

Sample	Monday	Tuesday	Wednesday	Thursday	Friday	Monday	Tuesday	Wednesday	Thursday	Friday
R1: 100% Feed (Control)	7.5	7.5	7.37	7.55	7.49	7.46	7.46	7.46	7.46	7.42
R2: 100% Feed (Control)	7.44	7.44	7.35	7.63	7.43	7.44	7.45	7.46	7.45	7.44
R2: 100% Food Waste										
R3: 10% FW + 90% Feed	7.47	7.51	7.37	7.53	7.45	7.45	7.46	7.48	7.48	7.49
R4: 20% FW + 80% Feed	7.49	7.52	7.37	7.53	7.48	7.51	7.51	7.51	7.51	7.49
R5: 20% FW + 80% Feed	7.48	7.52	7.39	7.58	7.47	7.5	7.51	7.52	7.5	7.52
R6: 50% FW + 50% Feed	7.51	7.56	7.46	7.59	7.52	7.52	7.52	7.49	7.53	7.58
Feed		5.79					5.53			
Seed										
Food Waste		3.87					4.03			

Test	Monday	Tuesday	Wednesday	Thursday	Friday
Date	27-May-13	28-May-13	29-May-13	30-May-13	31-May-13
Day	94	95	96	97	98

Sample	Monday	Tuesday	Wednesday	Thursday	Friday
R1: 100% Feed (Control)				6050	6021
R2: 100% Feed (Control)					
R2: 100% Food Waste				5081	4794
R3: 10% FW + 90% Feed				1507	1833
R4: 20% FW + 80% Feed				2476	3132
R5: 20% FW + 80% Feed				5154	5551
R6: 50% FW + 50% Feed				4678	3601

Test	Monday	Tuesday	Wednesday	Thursday	Friday	Monday	Tuesday	Wednesday	Thursday	Friday
Date	10-Jun-13	11-Jun-13	12-Jun-13	13-Jun-13	14-Jun-13	17-Jun-13	18-Jun-13	19-Jun-13	20-Jun-13	21-Jun-13
Day	108	109	110	111	112	115	116	117	118	119

Sample	Monday	Tuesday	Wednesday	Thursday	Friday	Monday	Tuesday	Wednesday	Thursday	Friday
R1: 100% Feed (Control)	7.57	7.35	7.17	7.11	7.33	7.39		7.21		
R2: 100% Feed (Control)	7.52	7.45	7.33	7.38	7.4	7.43		7.43		
R2: 100% Food Waste										
R3: 10% FW + 90% Feed	7.58	7.42	7.42	7.45	7.43	7.46		7.51		
R4: 20% FW + 80% Feed	7.52	7.48	7.4	7.43	7.42	7.44		7.46		
R5: 20% FW + 80% Feed	7.48	7.43	7.44	7.39	7.41	7.59		7.23		
R6: 50% FW + 50% Feed	7.59	7.51	7.43	7.47	7.47	7.5		7.53		
Feed		5.89					6.01			
Seed										
Food Waste		4.04					4.14			

Test

Date

Day

Sample	Monday	Tuesday	Wednesday	Thursday	Friday	Monday	Tuesday	Wednesday	Thursday	Friday
R1: 100% Feed (Control)				6257					6251	
R2: 100% Feed (Control)										
R2: 100% Food Waste				4764					5147	
R3: 10% FW + 90% Feed				1659					1817	
R4: 20% FW + 80% Feed				2964					3074	
R5: 20% FW + 80% Feed				4757					5983	
R6: 50% FW + 50% Feed				4457					4354	

Test	Monday	Tuesday	Wednesday	Thursday	Friday	Monday	Tuesday	Wednesday	Thursday	Friday
Date	24-Jun-13	25-Jun-13	26-Jun-13	27-Jun-13	28-Jun-13	1-Jul-13	2-Jul-13	3-Jul-13	4-Jul-13	5-Jul-13
Day	122	123	124	125	126	129	130	131	132	133

Sample	Monday	Tuesday	Wednesday	Thursday	Friday	Monday	Tuesday	Wednesday
R1: 100% Feed (Control)	7.58	7.46	7.47	7.28	7.45	7.44	7.33	7.34
R2: 100% Feed (Control)	7.39	7.39	7.42	7.32	7.37	7.37	7.32	7.3
R2: 100% Food Waste								
R3: 10% FW + 90% Feed	7.45	7.42	7.46	7.38	7.44	7.4	7.36	7.35
R4: 20% FW + 80% Feed	7.44	7.42	7.43	7.36	7.41	7.36	7.32	7.34
R5: 20% FW + 80% Feed	7.37	7.18	7.06	6.89	7	7.57	7.46	7.41
R6: 50% FW + 50% Feed	7.49	7.45	7.48	7.42	7.48	7.46	7.41	7.42
Feed		5.63						
Seed								
Food Waste		3.99						

Test

Date

Day

Sample	Day
R1: 100% Feed (Control)	5930
R2: 100% Feed (Control)	
R2: 100% Food Waste	4687
R3: 10% FW + 90% Feed	1922
R4: 20% FW + 80% Feed	2894
R5: 20% FW + 80% Feed	5164
R6: 50% FW + 50% Feed	4809

Test	Monday	Tuesday	Wednesday	Thursday	Friday	Monday	Tuesday	Wednesday	Thursday	Friday
Date	8-Jul-13	9-Jul-13	10-Jul-13	11-Jul-13	12-Jul-13	15-Jul-13	16-Jul-13	17-Jul-13	18-Jul-13	19-Jul-13
Day	136	137	138	139	140	143	144	145	146	147

Sample	Monday	Tuesday	Wednesday	Thursday	Friday	Monday	Tuesday	Wednesday	Thursday	Friday
R1: 100% Feed (Control)			7.45	7.34	7.34	7.4	7.4	7.4	7.35	7.4
R2: 100% Feed (Control)			7.44	7.3	7.32	7.37	7.38	7.37	7.32	7.38
R2: 100% Food Waste										
R3: 10% FW + 90% Feed			7.46	7.34	7.35	7.43	7.42	7.4	7.37	7.43
R4: 20% FW + 80% Feed			7.49	7.34	7.35	7.43	7.42	7.41	7.4	7.42
R5: 20% FW + 80% Feed			7.45	7.4	7.42	7.48	7.49	7.46	7.43	7.46
R6: 50% FW + 50% Feed			7.55	7.45	7.46	7.52	7.5	7.48	7.45	7.47
Feed		5.99					5.95			
Seed										
Food Waste		4.05					4.03			

Test

Date

Day

Sample	Monday	Tuesday	Wednesday	Thursday	Friday	Monday	Tuesday	Wednesday	Thursday	Friday
R1: 100% Feed (Control)				6275					6382	
R2: 100% Feed (Control)										
R2: 100% Food Waste				4780					4984	
R3: 10% FW + 90% Feed				1940					1673	
R4: 20% FW + 80% Feed				2905					2798	
R5: 20% FW + 80% Feed				5567					6081	
R6: 50% FW + 50% Feed				4670					4208	

Test					
Date	Monday	Tuesday	Wednesday	Thursday	Friday
Day	22-Jul-13	23-Jul-13	24-Jul-13	25-Jul-13	26-Jul-13
	150	151	152	153	154

Sample					
R1: 100% Feed (Control)	7.47	7.47	7.4	7.39	7.39
R2: 100% Feed (Control)	7.45	7.45	7.4	7.38	7.38
R2: 100% Food Waste					
R3: 10% FW + 90% Feed	7.46	7.46	7.38	7.42	7.42
R4: 20% FW + 80% Feed	7.46	7.46	7.41	7.45	7.45
R5: 20% FW + 80% Feed	7.49	7.49	7.44	7.47	7.48
R6: 50% FW + 50% Feed	7.54	7.54	7.51	7.49	7.49
Feed		5.7			
Seed					
Food Waste		4.1			

Test

Date

Day

Sample

- R1: 100% Feed (Control)
- R2: 100% Feed (Control)
- R2: 100% Food Waste
- R3: 10% FW + 90% Feed
- R4: 20% FW + 80% Feed
- R5: 20% FW + 80% Feed
- R6: 50% FW + 50% Feed

Test	Alkalinity										
	Friday	Tuesday	Thursday	Tuesday	Thursday	Tuesday	Thursday	Tuesday	Thursday	Tuesday	Thursday
Date	22-Feb-13	26-Feb-13	28-Feb-13	5-Mar-13	7-Mar-13	12-Mar-13	14-Mar-13	19-Mar-13	21-Mar-13	26-Mar-13	28-Mar-13
Day	0	4	6	11	13	18	20	25	27	32	34
Volume (mL)											
R1: 100% Feed (Control)		50	50	50	50	50	50	50	50	50	50
R2: 100% Feed (Control)											
R2: 100% Food Waste		50	50	50	50	50	50	50	50	50	50
R3: 10% FW + 90% Feed		50	50	50	50	50	50	50	50	50	50
R4: 20% FW + 80% Feed		50	50	50	50	50	50	50	50	50	50
R5: 20% FW + 80% Feed		50	50	50	50	50	50	50	50	50	50
R6: 50% FW + 50% Feed		50	50	50	50	50	50	50	50	50	50
Feed	50	50		50		50		50		50	
Seed	50										
Food Waste	50			50		50		50		50	
Initial pH ()											
R1: 100% Feed (Control)		8.34	7.82	7.82	7.96	7.78	8.24	8.16	8.09	8.32	8.35
R2: 100% Feed (Control)											
R2: 100% Food Waste		8.27	7.69	7.49	7.93	7.55	8.01	7.94	8.03	8.27	7.77
R3: 10% FW + 90% Feed		8.30	7.80	7.92	8.00	7.85	8.18	8.15	8.07	8.39	8.35
R4: 20% FW + 80% Feed		8.24	7.79	7.62	8.24	7.90	8.21	8.15	8.07	8.34	8.3
R5: 20% FW + 80% Feed		8.24	7.85	7.54	8.16	7.87	8.27	8.17	8.07	8.31	8.35
R6: 50% FW + 50% Feed		8.15	7.84	7.91	8.10	7.84	8.13	7.98	8.09	8.27	8.39
Feed	6.02	5.9		6.55		6.3		5.94		6.12	
Seed	8.01										
Food Waste	4.82			4.54		4.51		4.37		4.34	

Test	Tuesday	Thursday	Tuesday	Thursday	Tuesday	Thursday	Tuesday	Thursday	Tuesday	Thursday	Tuesday	Thursday	Tuesday	Thursday	
Date	2-Apr-13	4-Apr-13	9-Apr-13	11-Apr-13	16-Apr-13	18-Apr-13	23-Apr-13	25-Apr-13	30-Apr-13	2-May-13	7-May-13	9-May-13	14-May-13	16-May-13	
Day	39	41	46	48	53	55	60	62	67	69	74	76	81	83	
Volume (mL)															
R1: 100% Feed (Control)	50	50	50	50	50	50	50	50	50	50	50	50	50	50	50
R2: 100% Feed (Control)						50	50	50	50	50	50	50	50	50	50
R2: 100% Food Waste	50	50	50	50	50										
R3: 10% FW + 90% Feed	50	50	50	50	50	50	50	50	50	50	50	50	50	50	50
R4: 20% FW + 80% Feed	50	50	50	50	50	50	50	50	50	50	50	50	50	50	50
R5: 20% FW + 80% Feed	50	50	50	50	50	50	50	50	50	50	50	50	50	50	50
R6: 50% FW + 50% Feed	50	50	50	50	50	50	50	50	50	50	50	50	50	50	50
Feed	50		50		50		50	50	50	50	50	50	50	50	50
Seed					50										
Food Waste	50		50		50		50	50	50	50	50	50	50	50	50
Initial pH ()															
R1: 100% Feed (Control)	8.47	8.74	7.77		7.88	8.18	8.11		7.66	8.35	7.9	8.36	7.75	7.72	
R2: 100% Feed (Control)						8.23	7.97		7.90	8.03	7.75	8.25	7.68	7.7	
R2: 100% Food Waste	7.65	6.19	5.38		5.18										
R3: 10% FW + 90% Feed	8.46	8.23	7.78		7.84	8.2	8.02		7.87	8.1	7.86	8.26	7.73	7.71	
R4: 20% FW + 80% Feed	8.38	8.36	7.82		7.91	8.16	8.03		8.01	8.07	7.87	8.24	7.75	7.73	
R5: 20% FW + 80% Feed	8.39	8.45	7.8		7.85	8.25	7.98		7.71	8.1	7.96	8.25	7.7	7.7	
R6: 50% FW + 50% Feed	8.46	8.45	7.86		7.97	7.94	8.05		7.64	8.1	7.89	8.25	7.89	7.78	
Feed	6.01				6.21		5.81		5.89		5.64		5.37		
Seed					7.67										
Food Waste	4.54				4.7		4.33		4.21		4.12		4.01		

Test	Tuesday	Thursday	Tuesday	Thursday	Tuesday	Thursday	Tuesday	Thursday	Tuesday	Thursday	Tuesday	Thursday	Tuesday	Thursday
Date	21-May-13	23-May-13	28-May-13	30-May-13	4-Jun-13	6-Jun-13	11-Jun-13	13-Jun-13	18-Jun-13	20-Jun-13	25-Jun-13	27-Jun-13	2-Jul-13	4-Jul-13
Day	88	90	95	97	102	104	109	111	116	118	123	125	130	132
Volume (mL)														
R1: 100% Feed (Control)	50	50	50	50	50	50	50	50	50	50	50	50	50	50
R2: 100% Feed (Control)	50	50	50	50	50	50	50	50	50	50	50	50	50	50
R2: 100% Food Waste														
R3: 10% FW + 90% Feed	50	50	50	50	50	50	50	50	50	50	50	50	50	50
R4: 20% FW + 80% Feed	50	50	50	50	50	50	50	50	50	50	50	50	50	50
R5: 20% FW + 80% Feed	50	50	50	50	50	50	50	50	50	50	50	50	50	50
R6: 50% FW + 50% Feed	50	50	50	50	50	50	50	50	50	50	50	50	50	50
Feed	50	50	50	50	50	50	50	50	50	50	50	50	50	50
Seed														
Food Waste	50	50	50	50	50	50	50	50	50	50	50	50	50	50
Initial pH ()														
R1: 100% Feed (Control)	8.26	8.08	8.4	7.62	8.27	7.67	7.86	7.31	7.43	7.37	7.88	7.45	8.03	
R2: 100% Feed (Control)	8.22	8.07	8.41	7.76	8.22	7.7	7.92	7.5	7.61	7.63	7.85	7.48	7.67	
R2: 100% Food Waste														
R3: 10% FW + 90% Feed	8.21	8.23	8.47	7.54	8.09	7.77	7.85	7.55	7.67	7.78	7.85	7.55	7.77	
R4: 20% FW + 80% Feed	8.26	8.13	8.37	7.58	8.1	7.84	8.11	7.57	7.59	7.74	7.9	7.43	8.03	
R5: 20% FW + 80% Feed	8.29	8.12	8.45	7.57	8.19	7.7	7.9	7.68	7.58	7.34	7.57	7.53	8.18	
R6: 50% FW + 50% Feed	8.31	8.14	8.37	7.66	8.17	7.72	7.97	7.57	7.7	7.78	7.85	7.57	7.93	
Feed	5.73		5.83		5.49		5.73		6.11		6.11			
Seed														
Food Waste	3.95		3.98		3.94		4.07		4.07		4.07			

Test	Tuesday	Thursday	Tuesday	Thursday	Tuesday	Thursday
Date	9-Jul-13	11-Jul-13	16-Jul-13	18-Jul-13	23-Jul-13	25-Jul-13
Day	137	139	144	146	151	153
Volume (mL)						
R1: 100% Feed (Control)	50	50	50	50	50	50
R2: 100% Feed (Control)	50	50	50	50	50	50
R2: 100% Food Waste						
R3: 10% FW + 90% Feed	50	50	50	50	50	50
R4: 20% FW + 80% Feed	50	50	50	50	50	50
R5: 20% FW + 80% Feed	50	50	50	50	50	50
R6: 50% FW + 50% Feed	50	50	50	50	50	50
Feed	50	50	50	50	50	50
Seed						
Food Waste	50	50	50	50	50	50
Initial pH ()						
R1: 100% Feed (Control)		7.57	7.66	7.97	7.89	7.67
R2: 100% Feed (Control)		7.52	7.64	7.78	7.66	7.58
R2: 100% Food Waste						
R3: 10% FW + 90% Feed		7.69	7.67	7.91	7.71	7.65
R4: 20% FW + 80% Feed		7.9	7.66	7.96	7.69	7.62
R5: 20% FW + 80% Feed		7.83	7.64	7.99	7.73	7.71
R6: 50% FW + 50% Feed		8.07	7.68	7.82	7.78	7.77
Feed	6.05		5.95		5.75	
Seed						
Food Waste	4.07		4.07		4.04	

Test	Alkalinity										
	Friday	Tuesday	Thursday	Tuesday	Thursday	Tuesday	Thursday	Tuesday	Thursday	Tuesday	Thursday
	22-Feb-13	26-Feb-13	28-Feb-13	5-Mar-13	7-Mar-13	12-Mar-13	14-Mar-13	19-Mar-13	21-Mar-13	26-Mar-13	28-Mar-13
Date	0	4	6	11	13	18	20	25	27	32	34
Day											
Titrant Volume (mL H₂SO₄)	<i>N=11/30</i>										
R1: 100% Feed (Control)		14.492	13.614	14.098	14.07	16.89	17.1	17.54	17.05	18.6	19.376
R2: 100% Feed (Control)											
R2: 100% Food Waste		13.762	12.234	14.81	15.386	17.412	16.224	21.346	17.53	22.64	18.462
R3: 10% FW + 90% Feed		13.064	12.316	13.748	14.232	15.868	17.096	17.582	17.3	18.034	19.194
R4: 20% FW + 80% Feed		12.936	12.852	14.198	14.052	16.66	16.226	17.394	16.528	17.878	18.054
R5: 20% FW + 80% Feed		13.126	12.904	14.21	14.35	15.94	16.882	17.928	17.116	18.316	18.498
R6: 50% FW + 50% Feed		12.901	12.808	14.846	15.234	16.71	17.302	18.762	17.904	19.034	19.688
Feed	4.302	1.642		1.83		2.234		2.178		2.07	
Seed	23.788										
Food Waste	1.012			0		0		0		0	
	Final pH ()										
R1: 100% Feed (Control)		4.53	4.54	4.52	4.52	4.5	4.5	4.5	4.5	4.52	4.54
R2: 100% Feed (Control)											
R2: 100% Food Waste		4.56	4.53	4.56	4.54	4.51	4.54	4.52	4.51	4.5	4.54
R3: 10% FW + 90% Feed		4.56	4.54	4.5	4.5	4.5	4.54	4.5	4.53	4.5	4.5
R4: 20% FW + 80% Feed		4.54	4.56	4.5	4.52	4.52	4.5	4.5	4.54	4.5	4.5
R5: 20% FW + 80% Feed		4.54	4.56	4.5	4.52	4.52	4.5	4.5	4.5	4.5	4.5
R6: 50% FW + 50% Feed		4.54	4.55	4.52	4.54	4.5	4.5	4.5	4.5	4.5	4.54
Feed	4.54	4.52		4.52		4.51		4.52		4.54	
Seed	4.54										
Food Waste	4.54			4.54		4.51		4.37		4.34	
	Alkalinity (mg CaCO₃/L)										
R1: 100% Feed (Control)- Alk		5314	4992	5169	5159	6193	6270	6431	6252	6820	7105
R2: 100% Feed (Control)- Alk											
R2: 100% Food Waste- Alk		5046	4486	5430	5642	6384	5949	7827	6428	8301	6769
R3: 10% FW + 90% Feed- Alk		4790	4516	5041	5218	5818	6269	6447	6343	6612	7038
R4: 20% FW + 80% Feed- Alk		4743	4712	5206	5152	6109	5950	6378	6060	6555	6620
R5: 20% FW + 80% Feed- Alk		4813	4731	5210	5262	5845	6190	6574	6276	6716	6783
R6: 50% FW + 50% Feed- Alk		4730	4696	5444	5586	6127	6344	6879	6565	6979	7219
Feed	860	602		671		819		799		759	
Seed	4758										
Food Waste	202			0		0		0		0	

Test	Tuesday	Thursday	Tuesday	Thursday	Tuesday	Thursday	Tuesday	Thursday	Tuesday	Thursday	Tuesday	Thursday	Tuesday	Thursday
Date	2-Apr-13	4-Apr-13	9-Apr-13	11-Apr-13	16-Apr-13	18-Apr-13	23-Apr-13	25-Apr-13	30-Apr-13	2-May-13	7-May-13	9-May-13	14-May-13	16-May-13
Day	39	41	46	48	53	55	60	62	67	69	74	76	81	83
Titrant Volume (mL H₂SO₄)														
R1: 100% Feed (Control)	18.208	18.854	18.09		19.524	19.704	20.278		19.29	19.134	19.496	17.168	15.124	15.782
R2: 100% Feed (Control)						13.016	15.12		15.51	15.472	15.06	14.116	13.738	14.57
R2: 100% Food Waste	19.57	17.622	12.578		10.672									
R3: 10% FW + 90% Feed	18.036	18.42	18.096		19.768	18.448	20.676		19.5	18.686	18.54	17.598	16.178	16.61
R4: 20% FW + 80% Feed	18.372	18.504	18.312		19.898	19.052	19.822		19.316	19.534	19.028	18.174	16.696	16.802
R5: 20% FW + 80% Feed	18.224	19.318	18.542		19.788	19.31	19.056		19.608	18.76	19.028	17.6	16.77	16.644
R6: 50% FW + 50% Feed	19.022	19.178	19.378		21.11	19.772	20.48		20	21.064	20.692	19.024	18.456	18.236
Feed	2.422				2.342		2.376		2.99		2.278		1.644	
Seed					12.704									
Food Waste	0				0.894		0		0		0		0	
R1: 100% Feed (Control)	4.5	4.5	4.5		4.5	4.5	4.5	4.5	4.5	4.5	4.5	4.5	4.5	4.5
R2: 100% Feed (Control)						4.5	4.5	4.5	4.5	4.5	4.5	4.5	4.5	4.5
R2: 100% Food Waste	4.5	4.5	4.5		4.5									
R3: 10% FW + 90% Feed	4.5	4.5	4.5		4.5	4.5	4.5	4.5	4.5	4.5	4.5	4.5	4.5	4.5
R4: 20% FW + 80% Feed	4.5	4.5	4.5		4.5	4.5	4.5	4.5	4.5	4.5	4.5	4.5	4.5	4.5
R5: 20% FW + 80% Feed	4.5	4.5	4.5		4.5	4.5	4.5	4.5	4.5	4.5	4.5	4.5	4.5	4.5
R6: 50% FW + 50% Feed	4.5	4.5	4.5		4.5	4.5	4.5	4.5	4.5	4.5	4.5	4.5	4.5	4.5
Feed	4.5				4.5		4.5		4.5		4.5		4.5	
Seed					4.5									
Food Waste	4.54				4.5		4.5		4.5		4.5		4.5	
Alkalinity (mg CaCO₃/L)														
R1: 100% Feed (Control)- Alk	6676	6913	6633		7159	7225	7435		7073	7016	7149	6295	5545	5787
R2: 100% Feed (Control)- Alk						4773	5544		5687	5673	5522	5176	5037	5342
R2: 100% Food Waste- Alk	7176	6461	4612		3913									
R3: 10% FW + 90% Feed- Alk	6613	6754	6635		7248	6764	7581		7150	6852	6798	6453	5932	6090
R4: 20% FW + 80% Feed- Alk	6736	6785	6714		7296	6986	7268		7083	7162	6977	6664	6122	6161
R5: 20% FW + 80% Feed- Alk	6682	7083	6799		7256	7080	6987		7190	6879	6977	6453	6149	6103
R6: 50% FW + 50% Feed- Alk	6975	7032	7105		7740	7250	7509		7333	7723	7587	6975	6767	6687
Feed	888				859		871		1096		835		603	
Seed					4658									
Food Waste	0				328		0		0		0		0	

Test	Tuesday	Thursday	Tuesday	Thursday	Tuesday	Thursday
Date	9-Jul-13	11-Jul-13	16-Jul-13	18-Jul-13	23-Jul-13	25-Jul-13
Day	137	139	144	146	151	153
Titrant Volume (mL H₂SO₄)						
R1: 100% Feed (Control)		13.734	14.002	13.414	14.752	13.578
R2: 100% Feed (Control)		13.316	13.788	13.206	14.416	13.598
R2: 100% Food Waste						
R3: 10% FW + 90% Feed		13.718	14.282	14.082	14.278	13.69
R4: 20% FW + 80% Feed		13.987	13.764	14.356	15.068	14.378
R5: 20% FW + 80% Feed		13.55	15.536	12.904	15.02	14.56
R6: 50% FW + 50% Feed		16.23	17.232	16.454	17.53	16.222
Feed	1.808		1.808		2.218	
Seed						
Food Waste	0		0		0	
R1: 100% Feed (Control)	4.5	4.5	4.5	4.5	4.5	4.5
R2: 100% Feed (Control)	4.5	4.5	4.5	4.5	4.5	4.5
R2: 100% Food Waste						
R3: 10% FW + 90% Feed	4.5	4.5	4.5	4.5	4.5	4.5
R4: 20% FW + 80% Feed	4.5	4.5	4.5	4.5	4.5	4.5
R5: 20% FW + 80% Feed	4.5	4.5	4.5	4.5	4.5	4.5
R6: 50% FW + 50% Feed	4.5	4.5	4.5	4.5	4.5	4.5
Feed	4.5					
Seed						
Food Waste	4.5					
Alkalinity (mg CaCO₃/L)						
R1: 100% Feed (Control)- Alk		5036	5134	4918	5409	4979
R2: 100% Feed (Control)- Alk		4883	5056	4842	5286	4986
R2: 100% Food Waste- Alk						
R3: 10% FW + 90% Feed- Alk		5030	5237	5163	5235	5020
R4: 20% FW + 80% Feed- Alk		5129	5047	5264	5525	5272
R5: 20% FW + 80% Feed- Alk		4968	5697	4731	5507	5339
R6: 50% FW + 50% Feed- Alk		5951	6318	6033	6428	5948
Feed	663		663		813	
Seed						
Food Waste	0		0		0	

Test	Volatile Acid Alkalinity						
	Friday	Tuesday	Thursday	Tuesday	Thursday	Tuesday	Thursday
	Date	22-Feb-13	26-Feb-13	28-Feb-13	5-Mar-13	7-Mar-13	12-Mar-13
Day	0	4	6	11	13	18	20
Volatile Acid Alkalinity (mg/L)							
R1: 100% Feed (Control)- VAA		600			810	1020	
R2: 100% Feed (Control)- VAA							
R2: 100% Food Waste- VAA		420			1230	2940	
R3: 10% FW + 90% Feed- VAA		420			600	780	
R4: 20% FW + 80% Feed- VAA		360			660	720	
R5: 20% FW + 80% Feed- VAA		390			720	720	
R6: 50% FW + 50% Feed- VAA		390			690	750	
Feed	1560	1560		1500		1620	
Seed	840						
Food Waste	5040					5460	
Volatile Acid Alkalinity/Alkalinity Ratio							
R1: 100% Feed (Control)		0.11			0.16	0.16	
R2: 100% Feed (Control)							
R2: 100% Food Waste		0.08			0.22	0.46	
R3: 10% FW + 90% Feed		0.09			0.11	0.13	
R4: 20% FW + 80% Feed		0.08			0.13	0.12	
R5: 20% FW + 80% Feed		0.08			0.14	0.12	
R6: 50% FW + 50% Feed		0.08			0.12	0.12	

Test	Tuesday	Thursday	Tuesday	Thursday	Tuesday	Thursday	Tuesday
Date	19-Mar-13	21-Mar-13	26-Mar-13	28-Mar-13	2-Apr-13	4-Apr-13	9-Apr-13
Day	25	27	32	34	39	41	46
Volatile Acid Alkalinity (mg/L)							
R1: 100% Feed (Control)- VAA	780	960	870	960	1320	1050	960
R2: 100% Feed (Control)- VAA							
R2: 100% Food Waste- VAA	1320	1440	1650	7350	8880	14520	15780
R3: 10% FW + 90% Feed- VAA	630	900	780	870	1140	1020	810
R4: 20% FW + 80% Feed- VAA	690	840	720	780	1050	960	780
R5: 20% FW + 80% Feed- VAA	690	990	780	1080	1320	1170	840
R6: 50% FW + 50% Feed- VAA	750	990	720	720	840	870	750
Feed	1980		1920		2100		2190
Seed							
Food Waste	6510		7140		8220		7260
Volatile Acid Alkalinity/Alkalinity Ratio							
R1: 100% Feed (Control)	0.12	0.15	0.13	0.14	0.20	0.15	0.14
R2: 100% Feed (Control)							
R2: 100% Food Waste	0.17	0.22	0.20	1.09	1.24	2.25	3.42
R3: 10% FW + 90% Feed	0.10	0.14	0.12	0.12	0.17	0.15	0.12
R4: 20% FW + 80% Feed	0.11	0.14	0.11	0.12	0.16	0.14	0.12
R5: 20% FW + 80% Feed	0.10	0.16	0.12	0.16	0.20	0.17	0.12
R6: 50% FW + 50% Feed	0.11	0.15	0.10	0.10	0.12	0.12	0.11

Test	Thursday	Tuesday	Thursday	Tuesday	Thursday	Tuesday	Thursday
Date	11-Apr-13	16-Apr-13	18-Apr-13	23-Apr-13	25-Apr-13	30-Apr-13	2-May-13
Day	48	53	55	60	62	67	69
Volatile Acid Alkalinity (mg/L)							
R1: 100% Feed (Control)- VAA	780	1080	870	1080			1050
R2: 100% Feed (Control)- VAA			540	780			690
R2: 100% Food Waste- VAA	14400	14670					
R3: 10% FW + 90% Feed- VAA	810	630	780	900			960
R4: 20% FW + 80% Feed- VAA	750	750	750	870			990
R5: 20% FW + 80% Feed- VAA	870	840	960	960			900
R6: 50% FW + 50% Feed- VAA	900	690	840	930			1020
Feed		2730		1920			
Seed		600					
Food Waste		5880		8490			
Volatile Acid Alkalinity/Alkalinity Ratio							
R1: 100% Feed (Control)		0.15	0.12	0.15			0.15
R2: 100% Feed (Control)			0.07	0.10			0.12
R2: 100% Food Waste		3.75					
R3: 10% FW + 90% Feed		0.09	0.11	0.12			0.14
R4: 20% FW + 80% Feed		0.10	0.10	0.12			0.14
R5: 20% FW + 80% Feed		0.12	0.13	0.13			0.13
R6: 50% FW + 50% Feed		0.09	0.12	0.13			0.13

Test	Tuesday	Thursday	Tuesday	Thursday	Tuesday	Thursday
Date	7-May-13	9-May-13	14-May-13	16-May-13	21-May-13	23-May-13
Day	74	76	81	83	88	90
Volatile Acid Alkalinity (mg/L)						
R1: 100% Feed (Control)- VAA	1140	810	870	1260	900	900
R2: 100% Feed (Control)- VAA	720	630	690	930	810	900
R2: 100% Food Waste- VAA						
R3: 10% FW + 90% Feed- VAA	720	780	900	1260	810	900
R4: 20% FW + 80% Feed- VAA	810	810	810	990	780	810
R5: 20% FW + 80% Feed- VAA	810	750	840	930	780	930
R6: 50% FW + 50% Feed- VAA	720	900	780	1020	780	840
Feed	1860		1590		1650	
Seed						
Food Waste	10680		9600		9690	
Volatile Acid Alkalinity/Alkalinity Ratio						
R1: 100% Feed (Control)	0.16	0.13	0.16	0.22	0.15	0.15
R2: 100% Feed (Control)	0.13	0.12	0.14	0.17	0.14	0.16
R2: 100% Food Waste						
R3: 10% FW + 90% Feed	0.11	0.12	0.15	0.21	0.13	0.15
R4: 20% FW + 80% Feed	0.12	0.12	0.13	0.16	0.13	0.13
R5: 20% FW + 80% Feed	0.12	0.12	0.14	0.15	0.13	0.15
R6: 50% FW + 50% Feed	0.09	0.13	0.12	0.15	0.12	0.13

Test	Tuesday	Thursday	Tuesday	Thursday	Tuesday	Thursday
Date	28-May-13	30-May-13	4-Jun-13	6-Jun-13	11-Jun-13	13-Jun-13
Day	95	97	102	104	109	111
Volatile Acid Alkalinity (mg/L)						
R1: 100% Feed (Control)- VAA	1140	810	1230	1140	1770	3870
R2: 100% Feed (Control)- VAA	840	690	810	990	840	750
R2: 100% Food Waste- VAA						
R3: 10% FW + 90% Feed- VAA	870	840	990	990	930	840
R4: 20% FW + 80% Feed- VAA	930	930	990	930	810	750
R5: 20% FW + 80% Feed- VAA	870	780	930	1170	870	1590
R6: 50% FW + 50% Feed- VAA	960	750	900	1080	900	810
Feed	1980		2640		2490	
Seed						
Food Waste	10410		10620		10500	
Volatile Acid Alkalinity/Alkalinity Ratio						
R1: 100% Feed (Control)	0.22	0.13	0.20	0.20	0.31	0.81
R2: 100% Feed (Control)	0.16	0.12	0.14	0.18	0.15	0.14
R2: 100% Food Waste						
R3: 10% FW + 90% Feed	0.16	0.15	0.16	0.18	0.16	0.15
R4: 20% FW + 80% Feed	0.17	0.15	0.16	0.16	0.14	0.13
R5: 20% FW + 80% Feed	0.16	0.13	0.15	0.21	0.14	0.28
R6: 50% FW + 50% Feed	0.16	0.11	0.13	0.17	0.14	0.14

Test	Tuesday	Thursday	Tuesday	Thursday	Tuesday	Thursday
Date	18-Jun-13	20-Jun-13	25-Jun-13	27-Jun-13	2-Jul-13	4-Jul-13
Day	116	118	123	125	130	132
Volatile Acid Alkalinity (mg/L)						
R1: 100% Feed (Control)- VAA	3660	4590	1500	2040	900	0
R2: 100% Feed (Control)- VAA	720	960	810	780	600	0
R2: 100% Food Waste- VAA						
R3: 10% FW + 90% Feed- VAA	870	1320	1050	810	630	0
R4: 20% FW + 80% Feed- VAA	690	840	750	660	420	0
R5: 20% FW + 80% Feed- VAA	2310	5460	4920	6420	990	0
R6: 50% FW + 50% Feed- VAA	780	840	750	600	870	0
Feed	2040		1620			
Seed						
Food Waste	12750		10650			
Volatile Acid Alkalinity/Alkalinity Ratio						
R1: 100% Feed (Control)	0.75	1.09	0.29	0.42	0.17	
R2: 100% Feed (Control)	0.13	0.19	0.16	0.16	0.12	
R2: 100% Food Waste						
R3: 10% FW + 90% Feed	0.16	0.24	0.20	0.16	0.12	
R4: 20% FW + 80% Feed	0.13	0.16	0.14	0.16	0.08	
R5: 20% FW + 80% Feed	0.43	1.20	1.10	1.21	0.20	
R6: 50% FW + 50% Feed	0.13	0.14	0.13	0.10	0.15	

Test	Tuesday	Thursday	Tuesday	Thursday	Tuesday	Thursday
Date	9-Jul-13	11-Jul-13	16-Jul-13	18-Jul-13	23-Jul-13	25-Jul-13
Day	137	139	144	146	151	153
Volatile Acid Alkalinity (mg/L)						
R1: 100% Feed (Control)- VAA	0	720	720	810	840	690
R2: 100% Feed (Control)- VAA	0	630	780	660	810	630
R2: 100% Food Waste- VAA						
R3: 10% FW + 90% Feed- VAA	0	660	840	660	870	600
R4: 20% FW + 80% Feed- VAA	0	660	720	600	870	600
R5: 20% FW + 80% Feed- VAA	0	900	750	840	840	600
R6: 50% FW + 50% Feed- VAA	0	630	720	600	780	540
Feed	1710		1770		2010	
Seed						
Food Waste	9600		10290		9690	
Volatile Acid Alkalinity/Alkalinity Ratio						
R1: 100% Feed (Control)		0.14	0.14	0.16	0.16	0.14
R2: 100% Feed (Control)		0.13	0.15	0.14	0.15	0.13
R2: 100% Food Waste						
R3: 10% FW + 90% Feed		0.13	0.16	0.13	0.17	0.12
R4: 20% FW + 80% Feed		0.13	0.14	0.11	0.16	0.11
R5: 20% FW + 80% Feed		0.18	0.13	0.18	0.15	0.11
R6: 50% FW + 50% Feed		0.11	0.11	0.10	0.12	0.09

**Test
Date**

**COD
22-Feb-13**

Soluble COD

Sample	Abs 1	Abs 2	Average Abs	Dilution	COD Conc. (mg/L)
Feed	0.048	0.046	0.047	100	9911
Seed	0.009	0.006	0.0075	100	1599

Total COD

Sample	Abs 1	Abs 2	Average Abs	Dilution	COD Conc. (mg/L)
Feed	0.092	0.096	0.094	200	39603
Seed	0.048	0.05	0.049	200	20664

Standards

KHP [mg/L]	Abs 1	Abs 2	Avg. Abs
50	0.025	0.025	0.025
100	0.037	0.048	0.043
200	0.096	0.099	0.098
300	0.144	0.148	0.146
500	0.236	0.234	0.235
Blank	0	-0.0004	

**Test
Date**

**COD
26-Feb-13**

Soluble COD

Sample	Abs 1	Abs 2	Average Abs	Dilution	COD Conc. (mg/L)
R1: 100% Feed (Control)	0.01	0.01	0.010	50	576
R2: 100% Food Waste	0.013	0.041	0.013	50	900
R3: 10% FW + 90% Feed	0.011	0.011	0.011	50	684
R4: 20% FW + 80% Feed	0.009	0.018	0.014	50	954
R5: 20% FW + 80% Feed	0.025	0.014	0.020	50	1602
R6: 50% FW + 50% Feed Food Waste (2/22/13)	0.04	0.022	0.031	50	2843

Total COD

Sample	Abs 1	Abs 2	Average Abs	Dilution	COD Conc. (mg/L)
R1: 100% Feed (Control)					
R2: 100% Food Waste					
R3: 10% FW + 90% Feed					
R4: 20% FW + 80% Feed					
R5: 20% FW + 80% Feed					
R6: 50% FW + 50% Feed Food Waste (2/22/13)					

Standards

KHP [mg/L]	Abs 1	Abs 2	Avg. Abs
50	0.028	0.028	0.028
100	0.049	0.05	0.050
200	0.096	0.099	0.098
300	0.144	0.148	0.146
500	0.236	0.234	0.235
Blank	0	0.003	

Test
Date

COD
28-Feb-13

Soluble COD

Sample	Abs 1	Abs 2	Average Abs	Dilution	COD Conc. (mg/L)
R1: 100% Feed (Control)	0.018	0.017	0.018	50	1088
R2: 100% Food Waste	0.041	0.036	0.039	50	3342
R3: 10% FW + 90% Feed	0.023	0.017	0.020	50	1357
R4: 20% FW + 80% Feed	0.02	0.022	0.021	50	1464
R5: 20% FW + 80% Feed	0.019	0.017	0.018	50	1142
R6: 50% FW + 50% Feed	0.016	0.019	0.018	50	1088
Feed (2/26/13)	0.051	0.05	0.0505	100	9261
Food Waste (2/22/13)	0.459	0.471	0.465	50	49123

Total COD

Sample	Abs 1	Abs 2	Average Abs	Dilution	COD Conc. (mg/L)
R1: 100% Feed (Control)	0.034	0.036	0.035	200	11867
R2: 100% Food Waste	0.055	0.059	0.057	200	21313
R3: 10% FW + 90% Feed	0.027	0.025	0.026	200	8003
R4: 20% FW + 80% Feed	0.041	0.04	0.041	200	14228
R5: 20% FW + 80% Feed	0.028	0.033	0.031	200	9935
R6: 50% FW + 50% Feed	0.044	0.036	0.040	200	14014
Feed (2/26/13)	0.1	0.101	0.101	200	39990
Food Waste (2/22/13)	0.174	0.22	0.197	400	162846

Standards

KHP [mg/L]	Abs 1	Abs 2	Avg. Abs
50	0.026	0.029	0.028
100	0.056	0.052	0.054
200	0.103	0.104	0.104
300	0.15	0.15	0.150
500	0.24	0.235	0.238
Blank	0	0	

**Test
Date**

**COD
5-Mar-13**

Soluble COD

Sample	Abs 1	Abs 2	Average Abs	Dilution	COD Conc. (mg/L)
R1: 100% Feed (Control)	0.009	0.009	0.009	50	930
R2: 100% Food Waste	0.027	0.025	0.026	50	2705
R3: 10% FW + 90% Feed	0.02	0.018	0.019	50	1974
R4: 20% FW + 80% Feed	0.011	0.012	0.012	50	1191
R5: 20% FW + 80% Feed	0.01	0.009	0.010	50	982
R6: 50% FW + 50% Feed	0.013	0.014	0.014	50	1400

Total COD

Sample	Abs 1	Abs 2	Average Abs	Dilution	COD Conc. (mg/L)
R1: 100% Feed (Control)	0.05	0.049	0.050	200	20640
R2: 100% Food Waste	0.067	0.07	0.069	200	28578
R3: 10% FW + 90% Feed	0.041	0.044	0.043	200	17716
R4: 20% FW + 80% Feed	0.055	0.062	0.059	200	24400
R5: 20% FW + 80% Feed	0.049	0.049	0.049	200	20431
R6: 50% FW + 50% Feed	0.061		0.061	200	25445

Standards

KHP [mg/L]	Abs 1	Abs 2	Avg. Abs
50	0.023	0.023	0.023
100	0.047	0.05	0.049
200	0.1	0.093	0.097
300	0.148	0.14	0.144
500	0.243	0.235	0.239
Blank	0	-0.003	

**Test
Date**

**COD
7-Mar-13**

Soluble COD

Sample	Abs 1	Abs 2	Average Abs	Dilution	COD Conc. (mg/L)
R1: 100% Feed (Control)	0.013	0.01	0.012	50	1115
R2: 100% Food Waste	0.033	0.033	0.033	50	3344
R3: 10% FW + 90% Feed	0.022	0.014	0.018	50	1789
R4: 20% FW + 80% Feed	0.014	0.015	0.015	50	1426
R5: 20% FW + 80% Feed	0.016	0.017	0.017	50	1634
R6: 50% FW + 50% Feed	0.015	0.014	0.015	50	1426
Feed (3/5/13)	0.046	0.05	0.048	100	9796

Total COD

Sample	Abs 1	Abs 2	Average Abs	Dilution	COD Conc. (mg/L)
R1: 100% Feed (Control)	0.045		0.045	200	18349
R2: 100% Food Waste	0.069	0.068	0.069	200	28091
R3: 10% FW + 90% Feed	0.047	0.049	0.048	200	19593
R4: 20% FW + 80% Feed	0.033	0.034	0.034	200	13582
R5: 20% FW + 80% Feed	0.047	0.063	0.055	200	22495
R6: 50% FW + 50% Feed	0.06	0.065	0.063	200	25604
Feed (3/5/13)	0.113	0.117	0.115	200	47368

Standards

KHP [mg/L]	Abs 1	Abs 2	Avg. Abs
50	0.024	0.024	0.024
100	0.052	0.047	0.050
200	0.099	0.098	0.099
300	0.148	0.141	0.145
500	0.243	0.241	0.242
Blank	0	-0.001	

Test Date **COD**
12-Mar-13

Soluble COD

Sample	Abs 1	Abs 2	Average Abs	Dilution	COD Conc. (mg/L)
R1: 100% Feed (Control)	0.021	0.012	0.017	50	1649
R2: 100% Food Waste	0.042	0.043	0.043	50	4477
R3: 10% FW + 90% Feed	0.016	0.016	0.016	50	1594
R4: 20% FW + 80% Feed	0.015	0.015	0.015	50	1486
R5: 20% FW + 80% Feed	0.023	0.02	0.022	50	2193
R6: 50% FW + 50% Feed	0.025	0.025	0.025	50	2573

Total COD

Sample	Abs 1	Abs 2	Average Abs	Dilution	COD Conc. (mg/L)
R1: 100% Feed (Control)	0.063	0.058	0.061	200	25738
R2: 100% Food Waste	0.072	0.063	0.068	200	28783
R3: 10% FW + 90% Feed	0.05	0.047	0.049	200	20517
R4: 20% FW + 80% Feed	0.05	0.052	0.051	200	21605
R5: 20% FW + 80% Feed	0.058	0.053	0.056	200	23562
R6: 50% FW + 50% Feed	0.06	0.063	0.062	200	26173
Feed (3/12/13)	0.129	0.136	0.133	200	57062
Food Waste (3/12/13)	0.214	0.21	0.212	400	183298

Standards

KHP [mg/L]	Abs 1	Abs 2	Avg. Abs
50	0.023	0.022	0.023
100	0.048	0.046	0.047
200	0.093	0.1	0.097
300	0.138	0.141	0.140
500	0.228	0.232	0.230
Blank	0	-0.002	

**Test
Date**

**COD
14-Mar-13**

Soluble COD

Sample	Abs 1	Abs 2	Average Abs	Dilution	COD Conc. (mg/L)
R1: 100% Feed (Control)	0.019	0.017	0.018	50	1819
R2: 100% Food Waste	0.061	0.065	0.063	50	6570
R3: 10% FW + 90% Feed	0.016	0.017	0.017	50	1660
R4: 20% FW + 80% Feed	0.016	0.015	0.016	50	1555
R5: 20% FW + 80% Feed	0.019	0.017	0.018	50	1819
R6: 50% FW + 50% Feed	0.017	0.019	0.018	50	1819
Feed (3/12/13)	0.035	0.032	0.034	100	6910
Food Waste (3/12/13)	0.273	0.269	0.271	100	57058

Total COD

Sample	Abs 1	Abs 2	Average Abs	Dilution	COD Conc. (mg/L)
R1: 100% Feed (Control)	0.058	0.06	0.059	200	24589
R2: 100% Food Waste	0.062	0.07	0.066	200	27545
R3: 10% FW + 90% Feed	0.054	0.054	0.054	200	22478
R4: 20% FW + 80% Feed	0.053	0.056	0.055	200	22689
R5: 20% FW + 80% Feed	0.054	0.054	0.054	200	22478
R6: 50% FW + 50% Feed	0.058	0.06	0.059	200	24589

Standards

KHP [mg/L]	Abs 1	Abs 2	Avg. Abs
50	0.026	0.023	0.025
100	0.049	0.047	0.048
200	0.094	0.097	0.096
300	0.139	0.147	0.143
500	0.234	0.241	0.238
Blank	0	-0.0001	

Test
Date

COD
19-Mar-13

Soluble COD

Sample	Abs 1	Abs 2	Average Abs	Dilution	COD Conc. (mg/L)
R1: 100% Feed (Control)	0.024	0.019	0.022	50	1911
R2: 100% Food Waste	0.057	0.057	0.057	50	5668
R3: 10% FW + 90% Feed	0.022	0.017	0.020	50	1700
R4: 20% FW + 80% Feed	0.014	0.018	0.016	50	1329
R5: 20% FW + 80% Feed	0.019	0.019	0.019	50	1647
R6: 50% FW + 50% Feed	0.027	0.022	0.025	50	2229

Total COD

Sample	Abs 1	Abs 2	Average Abs	Dilution	COD Conc. (mg/L)
R1: 100% Feed (Control)	0.056	0.061	0.059	200	23309
R2: 100% Food Waste	0.079	0.071	0.075	200	30294
R3: 10% FW + 90% Feed	0.055	0.055	0.055	200	21827
R4: 20% FW + 80% Feed	0.056	0.055	0.056	200	22039
R5: 20% FW + 80% Feed	0.059	0.054	0.057	200	22462
R6: 50% FW + 50% Feed	0.06	0.059	0.060	200	23732

Standards

KHP [mg/L]	Abs 1	Abs 2	Avg. Abs
50	0.029	0.026	0.028
100	0.052	0.048	0.050
200	0.098	0.096	0.097
300	0.144	0.15	0.147
500	0.242	0.236	0.239
Blank	0	0	

Test
Date

COD
21-Mar-13

Soluble COD

Sample	Abs 1	Abs 2	Average Abs	Dilution	COD Conc. (mg/L)
R1: 100% Feed (Control)	0.01	0.009	0.010	50	580
R2: 100% Food Waste	0.048	0.048	0.048	50	4793
R3: 10% FW + 90% Feed	0.013	0.008	0.011	50	690
R4: 20% FW + 80% Feed	0.008	0.009	0.009	50	471
R5: 20% FW + 80% Feed	0.015	0.01	0.013	50	908
R6: 50% FW + 50% Feed	0.012	0.012	0.012	50	854
Feed (3/19/13)	0.045	0.042	0.044	100	8601
Food Waste (3/19/13)	0.304	0.291	0.298	100	64186

Total COD

Sample	Abs 1	Abs 2	Average Abs	Dilution	COD Conc. (mg/L)
R1: 100% Feed (Control)	0.05	0.049	0.050	200	19828
R2: 100% Food Waste	0.075	0.095	0.085	200	35365
R3: 10% FW + 90% Feed	0.056	0.053	0.055	200	22016
R4: 20% FW + 80% Feed	0.051	0.054	0.053	200	21141
R5: 20% FW + 80% Feed	0.055	0.052	0.054	200	21579
R6: 50% FW + 50% Feed	0.065	0.059	0.062	200	25299
Feed (3/19/13)	0.195	0.191	0.193	200	82635
Food Waste (3/19/13)	0.192	0.18	0.186	400	159142

Standards

KHP [mg/L]	Abs 1	Abs 2	Avg. Abs
50	0.026	0.027	0.027
100	0.048	0.05	0.049
200	0.101	0.094	0.098
300	0.14	0.143	0.142
500	0.235	0.229	0.232
Blank	0	-0.001	

**Test
Date**

**COD
26-Mar-13**

Soluble COD

Sample	Abs 1	Abs 2	Average Abs	Dilution	COD Conc. (mg/L)
R1: 100% Feed (Control)	0.031	0.033	0.032	25	1654
R2: 100% Food Waste	0.124	0.133	0.129	25	6887
R3: 10% FW + 90% Feed	0.028	0.023	0.026	25	1301
R4: 20% FW + 80% Feed	0.03	0.03	0.030	25	1545
R5: 20% FW + 80% Feed	0.05	0.049	0.050	25	2603
R6: 50% FW + 50% Feed	0.035	0.033	0.034	25	1762
Feed (3/26/13)	0.037	0.038	0.038	100	7807
Food Waste (3/26/13)	0.158	0.174	0.166	200	71360

Total COD

Sample	Abs 1	Abs 2	Average Abs	Dilution	COD Conc. (mg/L)
R1: 100% Feed (Control)	0.052	0.056	0.054	200	22772
R2: 100% Food Waste	0.071	0.079	0.075	200	31883
R3: 10% FW + 90% Feed	0.062	0.054	0.058	200	24508
R4: 20% FW + 80% Feed	0.056	0.055	0.056	200	23423
R5: 20% FW + 80% Feed	0.058	0.057	0.058	200	24291
R6: 50% FW + 50% Feed	0.053	0.06	0.057	200	23857
Feed (3/26/13)	0.147	0.164	0.156	200	66805
Food Waste (3/26/13)	0.174	0.181	0.178	400	152698

Standards

KHP [mg/L]	Abs 1	Abs 2	Avg. Abs
30	0.017	0.009	0.013
100	0.052	0.044	0.048
200	0.095	0.093	0.094
300	0.141	0.148	0.145
500	0.226	0.232	0.229
Blank	0	0.007	

**Test
Date**

**COD
28-Mar-13**

Soluble COD

Sample	Abs 1	Abs 2	Average Abs	Dilution	COD Conc. (mg/L)
R1: 100% Feed (Control)	0.044	0.037	0.041	25	1888
R2: 100% Food Waste	0.258	0.256	0.257	25	13278
R3: 10% FW + 90% Feed	0.042	0.046	0.044	25	2072
R4: 20% FW + 80% Feed	0.043	0.051	0.047	25	2230
R5: 20% FW + 80% Feed	0.101	0.106	0.104	25	5203
R6: 50% FW + 50% Feed	0.044	0.049	0.047	25	2204

Total COD

Sample	Abs 1	Abs 2	Average Abs	Dilution	COD Conc. (mg/L)
R1: 100% Feed (Control)	0.058	0.058	0.058	200	22472
R2: 100% Food Waste	0.095	0.093	0.094	200	37624
R3: 10% FW + 90% Feed	0.059	0.058	0.059	200	22683
R4: 20% FW + 80% Feed	0.06	0.068	0.064	200	24997
R5: 20% FW + 80% Feed	0.068	0.065	0.067	200	26050
R6: 50% FW + 50% Feed	0.08	0.076	0.078	200	30890

Standards

KHP [mg/L]	Abs 1	Abs 2	Avg. Abs
30	0.015	0.015	0.015
100	0.049	0.067	0.058
200	0.101	0.097	0.099
300	0.148	0.144	0.146
500	0.245	0.239	0.242
Blank	0	0.001	

**Test
Date**

**COD
2-Apr-13**

Soluble COD

Sample	Abs 1	Abs 2	Average Abs	Dilution	COD Conc. (mg/L)
R1: 100% Feed (Control)	0.036	0.037	0.037	25	1541
R2: 100% Food Waste	0.048	0.039	0.044	100	7753
R3: 10% FW + 90% Feed	0.04	0.042	0.041	25	1796
R4: 20% FW + 80% Feed	0.041	0.037	0.039	25	1683
R5: 20% FW + 80% Feed	0.057	0.059	0.058	25	2761
R6: 50% FW + 50% Feed	0.038	0.044	0.041	25	1796
Feed (4/2/13)	0.023	0.02	0.022	100	2758
Food Waste (4/2/13)	0.138	0.141	0.140	200	59093

Total COD

Sample	Abs 1	Abs 2	Average Abs	Dilution	COD Conc. (mg/L)
R1: 100% Feed (Control)	0.055	0.055	0.055	200	20727
R2: 100% Food Waste	0.1	0.106	0.103	200	42521
R3: 10% FW + 90% Feed	0.059	0.058	0.059	200	22316
R4: 20% FW + 80% Feed	0.064	0.054	0.059	200	22543
R5: 20% FW + 80% Feed	0.069	0.068	0.069	200	26856
R6: 50% FW + 50% Feed	0.064	0.098	0.081	200	32532
Feed (4/2/13)	0.118	0.12	0.119	200	49785
Food Waste (4/2/13)	0.181	0.2	0.191	400	164498

Standards

KHP [mg/L]	Abs 1	Abs 2	Avg. Abs
30	0.022	0.021	0.022
100	0.053	0.056	0.055
200	0.101	0.095	0.098
300	0.141	0.141	0.141
500	0.232	0.227	0.230
Blank	0	0.007	

**Test
Date**

**COD
4-Apr-13**

Soluble COD

Sample	Abs 1	Abs 2	Average Abs	Dilution	COD Conc. (mg/L)
R1: 100% Feed (Control)	0.035	0.031	0.033	25	1889
R2: 100% Food Waste	0.105	0.106	0.106	100	23408
R3: 10% FW + 90% Feed	0.027	0.027	0.027	25	1561
R4: 20% FW + 80% Feed	0.029	0.032	0.031	25	1753
R5: 20% FW + 80% Feed	0.041	0.059	0.050	25	2818
R6: 50% FW + 50% Feed	0.038	0.036	0.037	25	2108

Total COD

Sample	Abs 1	Abs 2	Average Abs	Dilution	COD Conc. (mg/L)
R1: 100% Feed (Control)	0.055	0.056	0.056	200	24953
R2: 100% Food Waste	0.117	0.169	0.143	200	63215
R3: 10% FW + 90% Feed	0.06	0.055	0.058	200	25828
R4: 20% FW + 80% Feed	0.063	0.061	0.062	200	27795
R5: 20% FW + 80% Feed	0.061	0.055	0.058	200	26046
R6: 50% FW + 50% Feed	0.065	0.059	0.062	200	27795

Standards

KHP [mg/L]	Abs 1	Abs 2	Avg. Abs
30	0.013	0.01	0.012
100	0.048	0.043	0.046
200	0.095	0.09	0.093
300	0.131	0.131	0.131
500	0.245	0.212	0.229
Blank	0	0.004	

Test Date **COD**
9-Apr-13

Soluble COD

Sample	Abs 1	Abs 2	Average Abs	Dilution	COD Conc. (mg/L)
R1: 100% Feed (Control)	0.031	0.03	0.031	25	1454
R2: 100% Food Waste	0.174	0.176	0.175	100	37169
R3: 10% FW + 90% Feed	0.035	0.032	0.034	25	1616
R4: 20% FW + 80% Feed	0.041	0.035	0.038	25	1860
R5: 20% FW + 80% Feed	0.049	0.053	0.051	25	2566
R6: 50% FW + 50% Feed	0.049	0.054	0.052	25	2593

Total COD

Sample	Abs 1	Abs 2	Average Abs	Dilution	COD Conc. (mg/L)
R1: 100% Feed (Control)	0.054	0.056	0.055	200	21981
R2: 100% Food Waste	0.166	0.162	0.164	200	68502
R3: 10% FW + 90% Feed	0.056	0.062	0.059	200	23688
R4: 20% FW + 80% Feed	0.052	0.051	0.052	200	20487
R5: 20% FW + 80% Feed	0.064	0.067	0.066	200	26463
R6: 50% FW + 50% Feed	0.055	0.058	0.057	200	22621

Standards

KHP [mg/L]	Abs 1	Abs 2	Avg. Abs
50	0.027	0.026	0.027
100	0.05	0.049	0.050
200	0.096	0.094	0.095
300	0.144	0.145	0.145
500	0.232	0.234	0.233
Blank	0	0.0001	

Standards

KHP [mg/L]	Abs 1	Abs 2	Avg. Abs
30	0.018	0.017	0.018
100	0.051	0.049	0.050
200	0.095	0.1	0.098
300	0.147	0.142	0.145
500	0.235	0.24	0.238
Blank	0	-0.002	

Test Date **COD**
11-Apr-13

Soluble COD

Sample	Abs 1	Abs 2	Average Abs	Dilution	COD Conc. (mg/L)
R1: 100% Feed (Control)	0.043	0.036	0.040	25	1942
R2: 100% Food Waste	0.198	0.204	0.201	100	42811
R3: 10% FW + 90% Feed	0.047	0.051	0.049	25	2457
R4: 20% FW + 80% Feed	0.055	0.044	0.050	25	2484
R5: 20% FW + 80% Feed	0.066	0.062	0.064	25	3271
R6: 50% FW + 50% Feed	0.04	0.049	0.045	25	2213
Feed (4/9/13)	0.044	0.044	0.044	100	8744
Food Waste (4/9/13)	0.173	0.18	0.177	200	74990

Total COD

Sample	Abs 1	Abs 2	Average Abs	Dilution	COD Conc. (mg/L)
R1: 100% Feed (Control)	0.067	0.067	0.067	200	27103
R2: 100% Food Waste	0.226	0.233	0.230	200	96458
R3: 10% FW + 90% Feed	0.068	0.067	0.068	200	27316
R4: 20% FW + 80% Feed	0.065	0.063	0.064	200	25822
R5: 20% FW + 80% Feed	0.064	0.065	0.065	200	26036
R6: 50% FW + 50% Feed	0.071	0.079	0.075	200	30517
Feed (4/9/13)	0.133	0.133	0.133	200	55272
Food Waste (4/9/13)	0.282	0.269	0.276	400	232181

Standards

KHP [mg/L]	Abs 1	Abs 2	Avg. Abs
50	0.027	0.026	0.027
100	0.05	0.049	0.050
200	0.096	0.094	0.095
300	0.144	0.145	0.145
500	0.232	0.234	0.233
Blank	0	0.0001	

Standards

KHP [mg/L]	Abs 1	Abs 2	Avg. Abs
30	0.018	0.017	0.018
100	0.051	0.049	0.050
200	0.095	0.1	0.098
300	0.147	0.142	0.145
500	0.235	0.24	0.238
Blank	0	-0.002	

Test
Date **COD**
 16-Apr-13

Soluble COD

Sample	Abs 1	Abs 2	Average Abs	Dilution	COD Conc. (mg/L)
R1: 100% Feed (Control)	0.026	0.032	0.029	25	1407
R2: 100% Food Waste	0.303	0.294	0.299	100	64887
R3: 10% FW + 90% Feed	0.042	0.035	0.039	25	1929
R4: 20% FW + 80% Feed	0.042	0.04	0.041	25	2067
R5: 20% FW + 80% Feed	0.05	0.053	0.052	25	2644
R6: 50% FW + 50% Feed	0.05	0.044	0.047	25	2397

Total COD

Sample	Abs 1	Abs 2	Average Abs	Dilution	COD Conc. (mg/L)
R1: 100% Feed (Control)	0.052	0.049	0.051	200	20713
R2: 100% Food Waste	0.226	0.215	0.221	200	95472
R3: 10% FW + 90% Feed	0.049	0.054	0.052	200	21153
R4: 20% FW + 80% Feed	0.052	0.049	0.051	200	20713
R5: 20% FW + 80% Feed	0.053	0.052	0.053	200	21592
R6: 50% FW + 50% Feed	0.058	0.061	0.060	200	24671

Standards

KHP [mg/L]	Abs 1	Abs 2	Avg. Abs
50	0.028	0.026	0.027
100	0.052	0.042	0.047
200	0.098	0.093	0.096
300	0.141	0.139	0.140
500	0.23	0.231	0.231
Blank	0	-0.003	

Test
Date **COD**
 23-Apr-13

Soluble COD

Sample	Abs 1	Abs 2	Average Abs	Dilution	COD Conc. (mg/L)
R1: 100% Feed (Control)	0.023	0.028	0.026	25	1113
R2: 100% Feed (New Control)	0.024	0.025	0.025	25	1060
R3: 10% FW + 90% Feed	0.024	0.024	0.024	25	1033
R4: 20% FW + 80% Feed	0.025	0.026	0.026	25	1113
R5: 20% FW + 80% Feed	0.037	0.05	0.044	25	2077
R6: 50% FW + 50% Feed	0.031	0.029	0.030	25	1354

Total COD

Sample	Abs 1	Abs 2	Average Abs	Dilution	COD Conc. (mg/L)
R1: 100% Feed (Control)	0.057	0.057	0.057	200	22399
R2: 100% Feed (New Control)	0.051	0.054	0.053	200	20471
R3: 10% FW + 90% Feed	0.064	0.061	0.063	200	24754
R4: 20% FW + 80% Feed	0.06	0.053	0.057	200	22184
R5: 20% FW + 80% Feed	0.067	0.061	0.064	200	25397
R6: 50% FW + 50% Feed	0.069	0.062	0.066	200	26039

Standards

KHP [mg/L]	Abs 1	Abs 2	Avg. Abs
50	0.024	0.023	0.024
100	0.048	0.053	0.051
200	0.105	0.103	0.104
300	0.149	0.149	0.149
500	0.232	0.235	0.234
Blank	0	-0.001	

Test
Date

COD
25-Apr-13

Soluble COD

Sample	Abs 1	Abs 2	Average Abs	Dilution	COD Conc. (mg/L)
R1: 100% Feed (Control)	No Sample	No Sample	#DIV/0!	25	#DIV/0!
R2: 100% Feed (New Control)	No Sample	No Sample	#DIV/0!	25	#DIV/0!
R3: 10% FW + 90% Feed	No Sample	No Sample	#DIV/0!	25	#DIV/0!
R4: 20% FW + 80% Feed	No Sample	No Sample	#DIV/0!	25	#DIV/0!
R5: 20% FW + 80% Feed	No Sample	No Sample	#DIV/0!	25	#DIV/0!
R6: 50% FW + 50% Feed	No Sample	No Sample	#DIV/0!	25	#DIV/0!
Feed (4/23/13)	0.048	0.045	0.047	100	9286
Food Waste (4/23/13)	0.183	0.181	0.182	200	77377

Total COD

Sample	Abs 1	Abs 2	Average Abs	Dilution	COD Conc. (mg/L)
R1: 100% Feed (Control)	No Sample	No Sample	#DIV/0!	200	#DIV/0!
R2: 100% Feed (New Control)	No Sample	No Sample	#DIV/0!	200	#DIV/0!
R3: 10% FW + 90% Feed	No Sample	No Sample	#DIV/0!	200	#DIV/0!
R4: 20% FW + 80% Feed	No Sample	No Sample	#DIV/0!	200	#DIV/0!
R5: 20% FW + 80% Feed	No Sample	No Sample	#DIV/0!	200	#DIV/0!
R6: 50% FW + 50% Feed	No Sample	No Sample	#DIV/0!	200	#DIV/0!
Feed (4/23/13)	0.139	0.142	0.141	200	59366
Food Waste (4/23/13)	0.279	0.284	0.282	400	241115

Standards

KHP [mg/L]	Abs 1	Abs 2	Avg. Abs
50	0.026	0.027	0.027
100	0.051	0.048	0.050
200	0.095	0.095	0.095
300	0.143	0.146	0.145
500	0.233	0.233	0.233
Blank	0	0.001	0.0005

**Test
Date**

**COD
30-Apr-13**

Soluble COD

Sample	Abs 1	Abs 2	Average Abs	Dilution	COD Conc. (mg/L)
R1: 100% Feed (Control)	0.018	0.02	0.019	25	798
R2: 100% Feed (New Control)	0.017	0.015	0.016	25	635
R3: 10% FW + 90% Feed	0.02	0.02	0.020	25	853
R4: 20% FW + 80% Feed	0.02	0.021	0.021	25	880
R5: 20% FW + 80% Feed	0.027	0.027	0.027	25	1235
R6: 50% FW + 50% Feed	0.024	0.024	0.024	25	1071

Total COD

Sample	Abs 1	Abs 2	Average Abs	Dilution	COD Conc. (mg/L)
R1: 100% Feed (Control)	0.057	0.053	0.055	200	22110
R2: 100% Feed (New Control)	0.058	0.053	0.056	200	22329
R3: 10% FW + 90% Feed	0.062	0.06	0.061	200	24731
R4: 20% FW + 80% Feed	0.062	0.059	0.061	200	24512
R5: 20% FW + 80% Feed	0.057	0.058	0.058	200	23202
R6: 50% FW + 50% Feed	0.068	0.069	0.069	200	28006

Standards

KHP [mg/L]	Abs 1	Abs 2	Avg. Abs
50	0.022	0.03	0.026
100	0.051	0.051	0.051
200	0.1	0.096	0.098
300	0.141	0.139	0.140
500	0.236	0.231	0.234
Blank	0	0.001	0.0005

Test Date	COD				
	2-May-13				
Soluble COD					
Sample	Abs 1	Abs 2	Average Abs	Dilution	COD Conc. (mg/L)
R1: 100% Feed (Control)	0.024	0.024	0.024	25	1165
R2: 100% Feed (New Control)	0.021	0.019	0.020	25	958
R3: 10% FW + 90% Feed	0.022	0.02	0.021	25	1010
R4: 20% FW + 80% Feed	0.027	0.026	0.027	25	1294
R5: 20% FW + 80% Feed	0.03	0.034	0.032	25	1577
R6: 50% FW + 50% Feed	0.026	0.03	0.028	25	1371
Feed (4/30/13)	0.121	0.122	0.122	100	24775
Food Waste (4/30/13)	1.293	1.305	1.299	50	133858
Total COD					
Sample	Abs 1	Abs 2	Average Abs	Dilution	COD Conc. (mg/L)
R1: 100% Feed (Control)	0.061	0.075	0.068	200	27473
R2: 100% Feed (New Control)	0.053	0.059	0.056	200	22522
R3: 10% FW + 90% Feed	0.083	0.072	0.078	200	31394
R4: 20% FW + 80% Feed	0.06	0.062	0.061	200	24585
R5: 20% FW + 80% Feed	0.057	0.056	0.057	200	22728
R6: 50% FW + 50% Feed	0.066	0.065	0.066	200	26442
Feed (4/30/13)	0.143	0.124	0.134	200	54501
Food Waste (4/30/13)	0.173	0.176	0.175	400	142839
Standards					
KHP [mg/L]	Abs 1	Abs 2	Avg. Abs		
50	0.026	0.027	0.027		
100	0.049	0.049	0.049		
200	0.101	0.101	0.101		
300	0.143	0.143	0.143		
500	0.239	0.251	0.245		
Blank					

Test
Date **COD**
 7-May-13

Soluble COD

Sample	Abs 1	Abs 2	Average Abs	Dilution	COD Conc. (mg/L)
R1: 100% Feed (Control)	0.013	0.014	0.014	25	404
R2: 100% Feed (New Control)	0.014	0.02	0.017	25	595
R3: 10% FW + 90% Feed	0.018	0.021	0.020	25	731
R4: 20% FW + 80% Feed	0.021	0.025	0.023	25	922
R5: 20% FW + 80% Feed	0.03	0.032	0.031	25	1358
R6: 50% FW + 50% Feed	0.019	0.025	0.022	25	867

Total COD

Sample	Abs 1	Abs 2	Average Abs	Dilution	COD Conc. (mg/L)
R1: 100% Feed (Control)	0.05	0.051	0.051	200	19378
R2: 100% Feed (New Control)	0.05	0.057	0.054	200	20687
R3: 10% FW + 90% Feed	0.052	0.055	0.054	200	20687
R4: 20% FW + 80% Feed	0.06	0.06	0.060	200	23524
R5: 20% FW + 80% Feed	0.062	0.063	0.063	200	24615
R6: 50% FW + 50% Feed	0.072	0.073	0.073	200	28980

Standards

KHP [mg/L]	Abs 1	Abs 2	Avg. Abs
50	0.024	0.027	0.026
100	0.055	0.052	0.054
200	0.101	0.1	0.101
300	0.144	0.145	0.145
500	0.235	0.232	0.234
Blank	0	-0.002	

Test Date **COD**
9-May-13

Soluble COD

Sample	Abs 1	Abs 2	Average Abs	Dilution	COD Conc. (mg/L)
R1: 100% Feed (Control)	0.015	0.021	0.018	25	1143
R2: 100% Feed (New Control)	0.021	0.014	0.018	25	1116
R3: 10% FW + 90% Feed	0.019	0.02	0.020	25	1222
R4: 20% FW + 80% Feed	0.021	0.028	0.025	25	1487
R5: 20% FW + 80% Feed	0.023	0.017	0.020	25	1248
R6: 50% FW + 50% Feed	0.024	0.027	0.026	25	1539
Feed (5/7/13)	0.035	0.031	0.033	100	7745
Food Waste (5/7/13)	0.137	0.137	0.137	200	59500

Total COD

Sample	Abs 1	Abs 2	Average Abs	Dilution	COD Conc. (mg/L)
R1: 100% Feed (Control)	0.062	0.056	0.059	200	26492
R2: 100% Feed (New Control)	0.066	0.057	0.062	200	27550
R3: 10% FW + 90% Feed	0.074	0.063	0.069	200	30512
R4: 20% FW + 80% Feed	0.058	0.062	0.060	200	26915
R5: 20% FW + 80% Feed	0.072	0.064	0.068	200	30301
R6: 50% FW + 50% Feed	0.074	0.066	0.070	200	31147
Feed (5/7/13)	0.146	0.144	0.145	200	62885
Food Waste (5/7/13)	0.273	0.264	0.269	400	230296

Standards

KHP [mg/L]	Abs 1	Abs 2	Avg. Abs
50	0.022	0.022	0.022
100	0.044	0.041	0.043
200	0.092	0.093	0.093
300	0.135	0.133	0.134
500	0.229	0.24	0.235
Blank			

Test
Date

COD
14-May-13

Soluble COD

Sample	Abs 1	Abs 2	Average Abs	Dilution	COD Conc. (mg/L)
R1: 100% Feed (Control)	0.048	0.047	0.048	25	2401
R2: 100% Feed (New Control)	0.065	0.058	0.062	25	3151
R3: 10% FW + 90% Feed	0.041	0.04	0.041	25	2025
R4: 20% FW + 80% Feed	0.053	0.055	0.054	25	2749
R5: 20% FW + 80% Feed	0.056	0.08	0.068	25	3499
R6: 50% FW + 50% Feed	0.055	0.052	0.054	25	2722

Total COD

Sample	Abs 1	Abs 2	Average Abs	Dilution	COD Conc. (mg/L)
R1: 100% Feed (Control)	0.048	0.049	0.049	200	19633
R2: 100% Feed (New Control)	0.047	0.042	0.045	200	17918
R3: 10% FW + 90% Feed	0.05	0.053	0.052	200	20919
R4: 20% FW + 80% Feed	0.056	0.052	0.054	200	21991
R5: 20% FW + 80% Feed	0.051	0.057	0.054	200	21991
R6: 50% FW + 50% Feed	0.052	0.051	0.052	200	20919

Standards

KHP [mg/L]	Abs 1	Abs 2	Avg. Abs
50	0.027	0.025	0.026
100	0.049	0.048	0.049
200	0.098	0.094	0.096
300	0.147	0.142	0.145
500	0.237	0.233	0.235
Blank	0	0	0

Test
Date

COD
16-May-13

Soluble COD

Sample	Abs 1	Abs 2	Average Abs	Dilution	COD Conc. (mg/L)
R1: 100% Feed (Control)	0.018	0.012	0.015	25	664
R2: 100% Feed (New Control)	0.012	0.014	0.013	25	556
R3: 10% FW + 90% Feed	0.017	0.014	0.016	25	692
R4: 20% FW + 80% Feed	0.016	0.022	0.019	25	882
R5: 20% FW + 80% Feed	0.025	0.023	0.024	25	1154
R6: 50% FW + 50% Feed	0.02	0.025	0.023	25	1072
Feed (5/14/13)	0.03	0.026	0.028	100	5486
Food Waste (5/14/13)	0.461	0.454	0.458	100	98932

Total COD

Sample	Abs 1	Abs 2	Average Abs	Dilution	COD Conc. (mg/L)
R1: 100% Feed (Control)	0.054	0.056	0.055	200	22720
R2: 100% Feed (New Control)	0.056	0.047	0.052	200	21197
R3: 10% FW + 90% Feed	0.058	0.054	0.056	200	23156
R4: 20% FW + 80% Feed	0.053	0.05	0.052	200	21197
R5: 20% FW + 80% Feed	0.068	0.07	0.069	200	28812
R6: 50% FW + 50% Feed	0.057	0.061	0.059	200	24461
Feed (5/14/13)	0.128	0.136	0.132	200	56226
Food Waste (5/14/13)	0.228	0.196	0.212	400	182075

Standards

KHP [mg/L]	Abs 1	Abs 2	Avg. Abs
50	0.026	0.025	0.026
100	0.046	0.054	0.050
200	0.094	0.09	0.092
300	0.141	0.145	0.143
500	0.231	0.233	0.232
Blank	0	-0.002	

Test
Date

COD
21-May-13

Soluble COD

Sample	Abs 1	Abs 2	Average Abs	Dilution	COD Conc. (mg/L)
R1: 100% Feed (Control)	0.024	0.024	0.024	25	1185
R2: 100% Feed (New Control)	0.026	0.023	0.025	25	1211
R3: 10% FW + 90% Feed	0.023	0.025	0.024	25	1185
R4: 20% FW + 80% Feed	0.033	0.031	0.032	25	1597
R5: 20% FW + 80% Feed	0.03	0.033	0.032	25	1571
R6: 50% FW + 50% Feed	0.032	0.03	0.031	25	1545

Total COD

Sample	Abs 1	Abs 2	Average Abs	Dilution	COD Conc. (mg/L)
R1: 100% Feed (Control)	0.055	0.066	0.061	200	24508
R2: 100% Feed (New Control)	0.06	0.065	0.063	200	25331
R3: 10% FW + 90% Feed	0.064	0.061	0.063	200	25331
R4: 20% FW + 80% Feed	0.065	0.071	0.068	200	27596
R5: 20% FW + 80% Feed	0.065	0.079	0.072	200	29243
R6: 50% FW + 50% Feed	0.067	0.072	0.070	200	28213

Standards

KHP [mg/L]	Abs 1	Abs 2	Avg. Abs
50	0.026	0.027	0.027
100	0.047	0.049	0.048
200	0.101	0.101	0.101
300	0.143	0.143	0.143
500	0.239	0.251	0.245
Blank	0	0.006	0.003

Test
Date

COD
23-May-13

Soluble COD

Sample	Abs 1	Abs 2	Average Abs	Dilution	COD Conc. (mg/L)
R1: 100% Feed (Control)	0.021	0.019	0.020	25	715
R2: 100% Feed (New Control)	0.02	0.026	0.023	25	870
R3: 10% FW + 90% Feed	0.023	0.029	0.026	25	1026
R4: 20% FW + 80% Feed	0.027	0.023	0.025	25	974
R5: 20% FW + 80% Feed	0.026	0.023	0.025	25	948
R6: 50% FW + 50% Feed	0.025	0.02	0.023	25	844
Feed (5/21/13)	0.025	0.023	0.024	100	3689
Food Waste (5/21/13)	0.451	0.468	0.460	100	94020

Total COD

Sample	Abs 1	Abs 2	Average Abs	Dilution	COD Conc. (mg/L)
R1: 100% Feed (Control)	0.058	0.063	0.061	200	22519
R2: 100% Feed (New Control)	0.052	0.056	0.054	200	19823
R3: 10% FW + 90% Feed	0.061	0.061	0.061	200	22727
R4: 20% FW + 80% Feed	0.069	0.061	0.065	200	24386
R5: 20% FW + 80% Feed	0.064	0.066	0.065	200	24386
R6: 50% FW + 50% Feed	0.084	0.084	0.084	200	32268
Feed (5/21/13)	0.144	0.176	0.160	200	63796
Food Waste (5/21/13)	0.209	0.208	0.209	400	167831

Standards

KHP [mg/L]	Abs 1	Abs 2	Avg. Abs
50	0.029	0.03	0.030
100	0.063	0.053	0.058
200	0.099	0.1	0.100
300	0.144	0.157	0.151
500	0.243	0.253	0.248
Blank	0	0.005	0.0025

**Test
Date**

**COD
28-May-13**

Soluble COD

Sample	Abs 1	Abs 2	Average Abs	Dilution	COD Conc. (mg/L)
R1: 100% Feed (Control)	0.023	0.023	0.023	25	1118
R2: 100% Feed (New Control)	0.02	0.021	0.021	25	981
R3: 10% FW + 90% Feed	0.018	0.019	0.019	25	871
R4: 20% FW + 80% Feed	0.019	0.021	0.020	25	953
R5: 20% FW + 80% Feed	0.023	0.022	0.023	25	1090
R6: 50% FW + 50% Feed	0.021	0.02	0.021	25	981

Total COD

Sample	Abs 1	Abs 2	Average Abs	Dilution	COD Conc. (mg/L)
R1: 100% Feed (Control)	0.055	0.055	0.055	200	22958
R2: 100% Feed (New Control)	0.049	0.052	0.051	200	20987
R3: 10% FW + 90% Feed	0.061	0.069	0.065	200	27339
R4: 20% FW + 80% Feed	0.053	0.056	0.055	200	22739
R5: 20% FW + 80% Feed	0.061	0.06	0.061	200	25368
R6: 50% FW + 50% Feed	0.065	0.066	0.066	200	27558

Standards

KHP [mg/L]	Abs 1	Abs 2	Avg. Abs
50	0.025	0.025	0.025
100	0.052	0.047	0.050
200	0.091	0.099	0.095
300	0.133	0.14	0.137
500	0.234	0.23	0.232
Blank	0	0.002	

**Test
Date**

**COD
30-May-13**

Soluble COD

Sample	Abs 1	Abs 2	Average Abs	Dilution	COD Conc. (mg/L)
R1: 100% Feed (Control)	0.019	0.02	0.020	25	920
R2: 100% Feed (New Control)	0.018	0.025	0.022	25	1028
R3: 10% FW + 90% Feed	0.02	0.022	0.021	25	1001
R4: 20% FW + 80% Feed	0.021	0.019	0.020	25	947
R5: 20% FW + 80% Feed	0.025	0.02	0.023	25	1082
R6: 50% FW + 50% Feed	0.022	0.019	0.021	25	974
Feed (5/28/13)	0.021	0.025	0.023	100	4437
Food Waste (5/28/13)	0.157	0.156	0.157	200	66773

Total COD

Sample	Abs 1	Abs 2	Average Abs	Dilution	COD Conc. (mg/L)
R1: 100% Feed (Control)	0.056	0.055	0.056	200	22970
R2: 100% Feed (New Control)	0.055	0.055	0.055	200	22753
R3: 10% FW + 90% Feed	0.062	0.07	0.066	200	27523
R4: 20% FW + 80% Feed	0.062	0.067	0.065	200	26873
R5: 20% FW + 80% Feed	0.067	0.062	0.065	200	26873
R6: 50% FW + 50% Feed	0.068	0.063	0.066	200	27307
Feed (5/28/13)	0.151	0.136	0.144	200	61135
Food Waste (5/28/13)	0.254	0.244	0.249	400	213781

Standards

KHP [mg/L]	Abs 1	Abs 2	Avg. Abs
50	0.03	0.027	0.029
100	0.049	0.05	0.050
200	0.093	0.092	0.093
300	0.133	0.14	0.137
500	0.234	0.238	0.236
Blank	0	0.006	

Test Date	COD				
	4-Jun-13				
Soluble COD					
Sample	Abs 1	Abs 2	Average Abs	Dilution	COD Conc. (mg/L)
R1: 100% Feed (Control)	0.016	0.014	0.015	25	774
R2: 100% Feed (New Control)	0.015	0.014	0.015	25	748
R3: 10% FW + 90% Feed	0.018	0.018	0.018	25	935
R4: 20% FW + 80% Feed	0.025	0.019	0.022	25	1149
R5: 20% FW + 80% Feed	0.024	0.033	0.029	25	1497
R6: 50% FW + 50% Feed	0.026	0.021	0.024	25	1230
Total COD					
Sample	Abs 1	Abs 2	Average Abs	Dilution	COD Conc. (mg/L)
R1: 100% Feed (Control)	0.058	0.054	0.056	200	23763
R2: 100% Feed (New Control)	0.052	0.057	0.055	200	23120
R3: 10% FW + 90% Feed	0.06	0.054	0.057	200	24191
R4: 20% FW + 80% Feed	0.062	0.07	0.066	200	28047
R5: 20% FW + 80% Feed	0.058	0.057	0.058	200	24405
R6: 50% FW + 50% Feed	0.063	0.067	0.065	200	27619
Standards					
KHP [mg/L]	Abs 1	Abs 2	Avg. Abs		
50	0.023	0.024	0.024		
100	0.048	0.049	0.049		
200	0.092	0.093	0.093		
300	0.139	0.143	0.141		
500	0.235	0.233	0.234		
Blank	0	-0.003			

Test Date	COD				
	6-Jun-13				
Soluble COD					
Sample	Abs 1	Abs 2	Average Abs	Dilution	COD Conc. (mg/L)
R1: 100% Feed (Control)	0.02	0.02	0.020	25	1037
R2: 100% Feed (New Control)	0.018	0.017	0.018	25	904
R3: 10% FW + 90% Feed	0.023	0.024	0.024	25	1223
R4: 20% FW + 80% Feed	0.019	0.027	0.023	25	1196
R5: 20% FW + 80% Feed	0.019	0.021	0.020	25	1037
R6: 50% FW + 50% Feed	0.025	0.028	0.027	25	1382
Feed (6/4/13)	0.021	0.022	0.022	100	4466
Food Waste (6/4/13)	0.277	0.276	0.277	200	117332
Total COD					
Sample	Abs 1	Abs 2	Average Abs	Dilution	COD Conc. (mg/L)
R1: 100% Feed (Control)	0.069	0.07	0.070	200	29337
R2: 100% Feed (New Control)	0.085	0.066	0.076	200	31887
R3: 10% FW + 90% Feed	0.065	0.068	0.067	200	28061
R4: 20% FW + 80% Feed	0.064	0.067	0.066	200	27636
R5: 20% FW + 80% Feed	0.066	0.07	0.068	200	28699
R6: 50% FW + 50% Feed	0.072	0.073	0.073	200	30612
Feed (6/4/13)	0.204	0.208	0.206	200	87363
Food Waste (6/4/13)	0.215	0.221	0.218	400	184928
Standards					
KHP [mg/L]	Abs 1	Abs 2	Avg. Abs		
50	0.025	0.021	0.023		
100	0.047	0.051	0.049		
200	0.098	0.094	0.096		
300	0.137	0.141	0.139		
500	0.236	0.237	0.237		
Blank	0	-0.007			

Test
Date

COD
11-Jun-13

Soluble COD

Sample	Abs 1	Abs 2	Average Abs	Dilution	COD Conc. (mg/L)
R1: 100% Feed (Control)	0.047	0.047	0.047	25	2337
R2: 100% Feed (New Control)	0.026	0.024	0.025	25	1155
R3: 10% FW + 90% Feed	0.023	0.024	0.024	25	1074
R4: 20% FW + 80% Feed	0.026	0.024	0.025	25	1155
R5: 20% FW + 80% Feed	0.03	0.03	0.030	25	1424
R6: 50% FW + 50% Feed	0.033	0.036	0.035	25	1666

Total COD

Sample	Abs 1	Abs 2	Average Abs	Dilution	COD Conc. (mg/L)
R1: 100% Feed (Control)	0.04	0.057	0.049	200	19344
R2: 100% Feed (New Control)	0.071	0.045	0.058	200	23428
R3: 10% FW + 90% Feed	0.071	0.066	0.069	200	27943
R4: 20% FW + 80% Feed	0.069	0.062	0.066	200	26653
R5: 20% FW + 80% Feed	0.067	0.067	0.067	200	27298
R6: 50% FW + 50% Feed	0.07	0.071	0.071	200	28803

Standards

KHP [mg/L]	Abs 1	Abs 2	Avg. Abs
50	0.026	0.024	0.025
100	0.054	0.054	0.054
200	0.094	0.106	0.100
300	0.135	0.135	0.135
500	0.238	0.239	0.239
Blank	0	0	

Test
Date

COD
13-Jun-13

Soluble COD

Sample	Abs 1	Abs 2	Average Abs	Dilution	COD Conc. (mg/L)
R1: 100% Feed (Control)	0.077	0.07	0.074	25	3857
R2: 100% Feed (New Control)	0.019	0.018	0.019	25	890
R3: 10% FW + 90% Feed	0.022	0.021	0.022	25	1051
R4: 20% FW + 80% Feed	0.024	0.023	0.024	25	1159
R5: 20% FW + 80% Feed	0.036	0.038	0.037	25	1888
R6: 50% FW + 50% Feed	0.028	0.03	0.029	25	1456
Feed (6/11/13)	0.025	0.015	0.020	100	3882
Food Waste (6/11/13)	0.295	0.296	0.296	200	126659

Total COD

Sample	Abs 1	Abs 2	Average Abs	Dilution	COD Conc. (mg/L)
R1: 100% Feed (Control)	0.064	0.07	0.067	200	28047
R2: 100% Feed (New Control)	0.062	0.062	0.062	200	25889
R3: 10% FW + 90% Feed	0.066	0.071	0.069	200	28694
R4: 20% FW + 80% Feed	0.066	0.065	0.066	200	27400
R5: 20% FW + 80% Feed	0.075	0.073	0.074	200	31068
R6: 50% FW + 50% Feed	0.076	0.077	0.077	200	32147
Feed (6/11/13)	0.118	0.135	0.127	200	53725
Food Waste (6/11/13)	0.216	0.215	0.216	400	184267

Standards

KHP [mg/L]	Abs 1	Abs 2	Avg. Abs
50	0.025	0.024	0.025
100	0.049	0.052	0.051
200	0.091	0.099	0.095
300	0.139	0.137	0.138
500	0.239	0.231	0.235
Blank	0	0.002	

Test Date	COD				
	18-Jun-13				
Soluble COD					
Sample	Abs 1	Abs 2	Average Abs	Dilution	COD Conc. (mg/L)
R1: 100% Feed (Control)	0.069	0.069	0.069	25	3590
R2: 100% Feed (New Control)	0.023	0.024	0.024	25	1120
R3: 10% FW + 90% Feed	0.025	0.023	0.024	25	1147
R4: 20% FW + 80% Feed	0.019	0.021	0.020	25	930
R5: 20% FW + 80% Feed	0.034	0.035	0.035	25	1717
R6: 50% FW + 50% Feed	0.02	0.019	0.020	25	903
Total COD					
Sample	Abs 1	Abs 2	Average Abs	Dilution	COD Conc. (mg/L)
R1: 100% Feed (Control)	0.078	0.065	0.072	200	29803
R2: 100% Feed (New Control)	0.06	0.069	0.065	200	26763
R3: 10% FW + 90% Feed	0.064	0.062	0.063	200	26112
R4: 20% FW + 80% Feed	0.083	0.076	0.080	200	33276
R5: 20% FW + 80% Feed	0.067	0.065	0.066	200	27414
R6: 50% FW + 50% Feed	0.077	0.076	0.077	200	31974
Standards					
KHP [mg/L]	Abs 1	Abs 2	Avg. Abs		
50	0.027	0.027	0.027		
100	0.05	0.049	0.050		
200	0.092	0.092	0.092		
300	0.136	0.148	0.142		
500	0.232	0.235	0.234		
Blank	0	0.007			

Test Date **COD**
20-Jun-13

Soluble COD

Sample	Abs 1	Abs 2	Average Abs	Dilution	COD Conc. (mg/L)
R1: 100% Feed (Control)	0.092	0.099	0.096	25	4740
R2: 100% Feed (New Control)	0.028	0.021	0.025	25	1007
R3: 10% FW + 90% Feed	0.045	0.038	0.042	25	1901
R4: 20% FW + 80% Feed	0.032	0.03	0.031	25	1349
R5: 20% FW + 80% Feed	0.111	0.101	0.106	25	5293
R6: 50% FW + 50% Feed	0.032	0.044	0.038	25	1717
Feed (6/11/13)	0.023	0.021	0.022	100	3502
Food Waste (6/11/13)	0.277	0.284	0.281	200	115749

Total COD

Sample	Abs 1	Abs 2	Average Abs	Dilution	COD Conc. (mg/L)
R1: 100% Feed (Control)	0.086	0.072	0.079	200	30982
R2: 100% Feed (New Control)	0.076	0.07	0.073	200	28458
R3: 10% FW + 90% Feed	0.069	0.071	0.070	200	27196
R4: 20% FW + 80% Feed	0.068	0.067	0.068	200	26145
R5: 20% FW + 80% Feed	0.073	0.08	0.077	200	29931
R6: 50% FW + 50% Feed	0.086	0.071	0.079	200	30772
Feed (6/11/13)	0.158	0.155	0.157	200	63585
Food Waste (6/11/13)	0.297	0.278	0.288	400	237388

Standards

KHP [mg/L]	Abs 1	Abs 2	Avg. Abs
50	0.027	0.033	0.030
100	0.056	0.055	0.056
200	0.1	0.1	0.100
300	0.138	0.146	0.142
500	0.245	0.247	0.246
Blank	0	0.002	0.001

Test Date	COD				
	25-Jun-13				
Soluble COD					
Sample	Abs 1	Abs 2	Average Abs	Dilution	COD Conc. (mg/L)
R1: 100% Feed (Control)	0.048	0.054	0.051	25	2517
R2: 100% Feed (New Control)	0.023	0.022	0.023	25	1019
R3: 10% FW + 90% Feed	0.025	0.025	0.025	25	1151
R4: 20% FW + 80% Feed	0.029	0.034	0.032	25	1492
R5: 20% FW + 80% Feed	0.115	0.112	0.114	25	5803
R6: 50% FW + 50% Feed	0.051	0.063	0.057	25	2833
Total COD					
Sample	Abs 1	Abs 2	Average Abs	Dilution	COD Conc. (mg/L)
R1: 100% Feed (Control)	0.118	0.108	0.113	200	46211
R2: 100% Feed (New Control)	0.11	0.121	0.116	200	47262
R3: 10% FW + 90% Feed	0.118	0.109	0.114	200	46421
R4: 20% FW + 80% Feed	0.13	0.124	0.127	200	52098
R5: 20% FW + 80% Feed	0.133	0.142	0.138	200	56513
R6: 50% FW + 50% Feed	0.111	0.118	0.115	200	46841
Standards					
KHP [mg/L]	Abs 1	Abs 2	Avg. Abs		
50	0.026	0.029	0.028		
100	0.053	0.052	0.053		
200	0.098	0.095	0.097		
300	0.141	0.146	0.144		
500	0.246	0.239	0.243		
Blank	0	0.002			

Test
Date

COD
27-Jun-13

Soluble COD

Sample	Abs 1	Abs 2	Average Abs	Dilution	COD Conc. (mg/L)
R1: 100% Feed (Control)	0.044	0.044	0.044	25	2199
R2: 100% Feed (New Control)	0.032	0.022	0.027	25	1286
R3: 10% FW + 90% Feed	0.024	0.033	0.029	25	1366
R4: 20% FW + 80% Feed	0.021	0.023	0.022	25	1017
R5: 20% FW + 80% Feed	0.134	0.136	0.135	25	7088
R6: 50% FW + 50% Feed	0.023	0.027	0.025	25	1178
Feed (6/25/13)	0.015	0.017	0.016	100	2779
Food Waste (6/25/13)	0.159	0.16	0.160	400	134463

Total COD

Sample	Abs 1	Abs 2	Average Abs	Dilution	COD Conc. (mg/L)
R1: 100% Feed (Control)	0.065	0.066	0.066	200	26832
R2: 100% Feed (New Control)	0.052	0.06	0.056	200	22749
R3: 10% FW + 90% Feed	0.062	0.067	0.065	200	26403
R4: 20% FW + 80% Feed	0.071	0.073	0.072	200	29626
R5: 20% FW + 80% Feed	0.081	0.081	0.081	200	33494
R6: 50% FW + 50% Feed	0.09	0.081	0.086	200	35428
Feed (6/25/13)	0.163	0.159	0.161	200	67876
Food Waste (6/25/13)	0.253	0.249	0.251	400	213113

Standards

KHP [mg/L]	Abs 1	Abs 2	Avg. Abs
50	0.031	0.025	0.028
100	0.051	0.048	0.050
200	0.092	0.094	0.093
300	0.144	0.144	0.144
500	0.236	0.236	0.236
Blank	0	0.003	0.0015

Test Date	COD				
	2-Jul-13				
Soluble COD					
Sample	Abs 1	Abs 2	Average Abs	Dilution	COD Conc. (mg/L)
R1: 100% Feed (Control)	0.03	0.025	0.028	25	1265
R2: 100% Feed (New Control)	0.02	0.021	0.021	25	888
R3: 10% FW + 90% Feed	0.026	0.027	0.027	25	1211
R4: 20% FW + 80% Feed	0.029	0.028	0.029	25	1319
R5: 20% FW + 80% Feed	0.048	0.065	0.057	25	2829
R6: 50% FW + 50% Feed	0.029	0.031	0.030	25	1400
Total COD					
Sample	Abs 1	Abs 2	Average Abs	Dilution	COD Conc. (mg/L)
R1: 100% Feed (Control)	0.053	0.058	0.056	200	22197
R2: 100% Feed (New Control)	0.063	0.064	0.064	200	25647
R3: 10% FW + 90% Feed	0.067	0.065	0.066	200	26725
R4: 20% FW + 80% Feed	0.06	0.064	0.062	200	25000
R5: 20% FW + 80% Feed	0.076	0.07	0.073	200	29743
R6: 50% FW + 50% Feed	0.071	0.068	0.070	200	28234
Standards					
KHP [mg/L]	Abs 1	Abs 2	Avg. Abs		
50	0.032	0.029	0.031		
100	0.048	0.05	0.049		
200	0.093	0.095	0.094		
300	0.142	0.144	0.143		
500	0.234	0.24	0.237		
Blank	0	-0.002			

Test
Date

COD
11-Jul-13

Soluble COD

Sample	Abs 1	Abs 2	Average Abs	Dilution	COD Conc. (mg/L)
R1: 100% Feed (Control)	0.03	0.028	0.029	25	1487
R2: 100% Feed (New Control)	0.024	0.028	0.026	25	1328
R3: 10% FW + 90% Feed	0.026	0.027	0.027	25	1355
R4: 20% FW + 80% Feed	0.025	0.025	0.025	25	1275
R5: 20% FW + 80% Feed	0.04	0.041	0.041	25	2097
R6: 50% FW + 50% Feed	0.038	0.036	0.037	25	1911
Feed (7/09/13)	0.02	0.019	0.020	100	3934
Food Waste (7/09/13)	0.155	0.151	0.153	400	128990

Total COD

Sample	Abs 1	Abs 2	Average Abs	Dilution	COD Conc. (mg/L)
R1: 100% Feed (Control)	0.053	0.056	0.055	200	22713
R2: 100% Feed (New Control)	0.055	0.054	0.055	200	22713
R3: 10% FW + 90% Feed	0.064	0.056	0.060	200	25046
R4: 20% FW + 80% Feed	0.06	0.062	0.061	200	25471
R5: 20% FW + 80% Feed	0.065	0.067	0.066	200	27591
R6: 50% FW + 50% Feed	0.075	0.07	0.073	200	30349
Feed (7/09/13)	0.149	0.155	0.152	200	64071
Food Waste (7/09/13)	0.265	0.272	0.269	400	226976

Standards

KHP [mg/L]	Abs 1	Abs 2	Avg. Abs
50	0.027	0.025	0.026
100	0.047	0.047	0.047
200	0.096	0.095	0.096
300	0.141	0.141	0.141
500	0.237	0.238	0.238
Blank	0	0.002	0.001

Test Date	COD				
	16-Jul-13				
Soluble COD					
Sample	Abs 1	Abs 2	Average Abs	Dilution	COD Conc. (mg/L)
R1: 100% Feed (Control)	0.023	0.024	0.024	25	1169
R2: 100% Feed (New Control)	0.02	0.022	0.021	25	1035
R3: 10% FW + 90% Feed	0.025	0.024	0.025	25	1222
R4: 20% FW + 80% Feed	0.024	0.026	0.025	25	1249
R5: 20% FW + 80% Feed	0.035	0.034	0.035	25	1756
R6: 50% FW + 50% Feed	0.036	0.038	0.037	25	1890
Total COD					
Sample	Abs 1	Abs 2	Average Abs	Dilution	COD Conc. (mg/L)
R1: 100% Feed (Control)	0.069	0.04	0.055	200	22593
R2: 100% Feed (New Control)	0.058	0.06	0.059	200	24515
R3: 10% FW + 90% Feed	0.055	0.06	0.058	200	23875
R4: 20% FW + 80% Feed	0.055	0.059	0.057	200	23661
R5: 20% FW + 80% Feed	0.055	0.057	0.056	200	23234
R6: 50% FW + 50% Feed	0.075	0.077	0.076	200	31777
Standards					
KHP [mg/L]	Abs 1	Abs 2	Avg. Abs		
50	0.028	0.023	0.026		
100	0.05	0.046	0.048		
200	0.092	0.097	0.095		
300	0.145	0.141	0.143		
500	0.238	0.233	0.236		
Blank	0	-0.002			

Test Date **COD**
18-Jul-13

Soluble COD

Sample	Abs 1	Abs 2	Average Abs	Dilution	COD Conc. (mg/L)
R1: 100% Feed (Control)	0.019	0.02	0.020	25	955
R2: 100% Feed (New Control)	0.019	0.018	0.019	25	902
R3: 10% FW + 90% Feed	0.022	0.018	0.020	25	982
R4: 20% FW + 80% Feed	0.023	0.026	0.025	25	1222
R5: 20% FW + 80% Feed	0.029	0.033	0.031	25	1569
R6: 50% FW + 50% Feed	0.023	0.028	0.026	25	1276
Feed (7/16/13)	0.028	0.021	0.025	100	4889
Food Waste (7/16/13)	0.144	0.156	0.150	400	126770

Total COD

Sample	Abs 1	Abs 2	Average Abs	Dilution	COD Conc. (mg/L)
R1: 100% Feed (Control)	0.052	0.054	0.053	200	21952
R2: 100% Feed (New Control)	0.062	0.053	0.058	200	23875
R3: 10% FW + 90% Feed	0.059	0.054	0.057	200	23447
R4: 20% FW + 80% Feed	0.065	0.074	0.070	200	29000
R5: 20% FW + 80% Feed	0.072	0.069	0.071	200	29427
R6: 50% FW + 50% Feed	0.076	0.075	0.076	200	31563
Feed (7/16/13)	0.145	0.151	0.148	200	62531
Food Waste (7/16/13)	0.27	0.276	0.273	400	231846

Standards

KHP [mg/L]	Abs 1	Abs 2	Avg. Abs
50	0.028	0.023	0.026
100	0.05	0.046	0.048
200	0.092	0.097	0.095
300	0.145	0.141	0.143
500	0.238	0.233	0.236
Blank	0	-0.002	-0.001

Test
Date

COD
23-Jul-13

Soluble COD

Sample	Abs 1	Abs 2	Average Abs	Dilution	COD Conc. (mg/L)
R1: 100% Feed (Control)	0.027	0.033	0.030	25	1414
R2: 100% Feed (New Control)	0.031	0.029	0.030	25	1414
R3: 10% FW + 90% Feed	0.025	0.027	0.026	25	1201
R4: 20% FW + 80% Feed	0.027	0.023	0.025	25	1148
R5: 20% FW + 80% Feed	0.035	0.037	0.036	25	1733
R6: 50% FW + 50% Feed	0.04	0.038	0.039	25	1893

Total COD

Sample	Abs 1	Abs 2	Average Abs	Dilution	COD Conc. (mg/L)
R1: 100% Feed (Control)	0.053	0.052	0.053	200	20888
R2: 100% Feed (New Control)	0.06	0.057	0.059	200	23441
R3: 10% FW + 90% Feed	0.052	0.053	0.053	200	20888
R4: 20% FW + 80% Feed	0.061	0.064	0.063	200	25144
R5: 20% FW + 80% Feed	0.06	0.064	0.062	200	24931
R6: 50% FW + 50% Feed	0.074	0.079	0.077	200	31103

Standards

KHP [mg/L]	Abs 1	Abs 2	Avg. Abs
50	0.029	0.028	0.029
100	0.048	0.048	0.048
200	0.099	0.101	0.100
300	0.142	0.142	0.142
500	0.235	0.243	0.239
Blank	0	0.003	

Test Date **COD**
25-Jul-13

Soluble COD

Sample	Abs 1	Abs 2	Average Abs	Dilution	COD Conc. (mg/L)
R1: 100% Feed (Control)	0.026	0.02	0.023	25	1041
R2: 100% Feed (New Control)	0.018	0.025	0.022	25	962
R3: 10% FW + 90% Feed	0.017	0.022	0.020	25	855
R4: 20% FW + 80% Feed	0.022	0.02	0.021	25	935
R5: 20% FW + 80% Feed	0.025	0.026	0.026	25	1174
R6: 50% FW + 50% Feed	0.022	0.025	0.024	25	1068
Feed (7/23/13)	0.033	0.037	0.035	100	6719
Food Waste (7/23/13)	0.17	0.184	0.177	400	147759

Total COD

Sample	Abs 1	Abs 2	Average Abs	Dilution	COD Conc. (mg/L)
R1: 100% Feed (Control)	0.06	0.057	0.059	200	23441
R2: 100% Feed (New Control)	0.058	0.055	0.057	200	22590
R3: 10% FW + 90% Feed	0.072	0.063	0.068	200	27272
R4: 20% FW + 80% Feed	0.071	0.067	0.069	200	27911
R5: 20% FW + 80% Feed	0.079	0.072	0.076	200	30677
R6: 50% FW + 50% Feed	0.07	0.072	0.071	200	28762
Feed (7/23/13)	0.186	0.184	0.185	200	77285
Food Waste (7/23/13)	0.33	0.327	0.329	400	276728

Standards

KHP [mg/L]	Abs 1	Abs 2	Avg. Abs
50	0.029	0.028	0.029
100	0.048	0.048	0.048
200	0.099	0.101	0.100
300	0.142	0.142	0.142
500	0.235	0.243	0.239
Blank	0	0.003	0.0015

Soluble COD	Friday 22-Feb-13	Tuesday 26-Feb-13	Thursday 28-Feb-13	Tuesday 5-Mar-13	Thursday 7-Mar-13	Tuesday 12-Mar-13
(mg/L)	0	4	6	11	13	18
R1: 100% Feed (Control)		576	1088	930	1115	1649
R2: 100% Feed (Control)						
R2: 100% Food Waste		900	3342	2705	3344	4477
R3: 10% FW + 90% Feed		684	1357	1974	1789	1594
R4: 20% FW + 80% Feed		954	1464	1191	1426	1486
R5: 20% FW + 80% Feed		1602	1142	982	1634	2193
R6: 50% FW + 50% Feed		2843	1088	1400	1426	2573
Feed	9911	9261	9261	9796	9796	6910
Seed	1599					
Food Waste	49123	49123	49123	49123	49123	57058
Total COD	Friday 22-Feb-13	Tuesday 26-Feb-13	Thursday 28-Feb-13	Tuesday 5-Mar-13	Thursday 7-Mar-13	Tuesday 12-Mar-13
(mg/L)	0	4	6	11	13	18
R1: 100% Feed (Control)			11867	20640	18349	25738
R2: 100% Feed (Control)						
R2: 100% Food Waste			21313	28578	28091	28783
R3: 10% FW + 90% Feed			8003	17716	19593	20517
R4: 20% FW + 80% Feed			14228	24400	13582	21605
R5: 20% FW + 80% Feed			9935	20431	22495	23562
R6: 50% FW + 50% Feed			14014	25445	25604	26173
Feed	39603	39990	39990	47368	47368	57062
Seed	20664					
Food Waste	162846	162846	162846	162846	162846	183298
"Theoretical Feed" sCOD	Friday 22-Feb-13	Tuesday 26-Feb-13	Thursday 28-Feb-13	Tuesday 5-Mar-13	Thursday 7-Mar-13	Tuesday 12-Mar-13
(mg/L)	0	4	6	11	13	18
R1: 100% Feed (Control)	9911	9261	9261	9796	9796	6910
R2: 100% Feed (Control)						
R2: 100% Food Waste	49123	49123	49123	49123	49123	57058
R3: 10% FW + 90% Feed	11284	10656	10656	11173	11173	8665
R4: 20% FW + 80% Feed	13048	12450	12450	12942	12942	10922
R5: 20% FW + 80% Feed	13048	12450	12450	12942	12942	10922
R6: 50% FW + 50% Feed	19910	19426	19426	19825	19825	19698

	Thursday 14-Mar-13	Tuesday 19-Mar-13	Thursday 21-Mar-13	Tuesday 26-Mar-13	Thursday 28-Mar-13	Tuesday 2-Apr-13	Thursday 4-Apr-13
Soluble COD							
(mg/L)	20	25	27	32	34	39	41
R1: 100% Feed (Control)	1819	1911	580	1654	1888	1541	1889
R2: 100% Feed (Control)							
R2: 100% Food Waste	6570	5668	4793	6887	13278	7753	23408
R3: 10% FW + 90% Feed	1660	1700	690	1301	2072	1796	1561
R4: 20% FW + 80% Feed	1555	1329	471	1545	2230	1683	1753
R5: 20% FW + 80% Feed	1819	1647	908	2603	5203	2761	2818
R6: 50% FW + 50% Feed	1819	2229	854	1762	2204	1796	2108
Feed	<i>6910</i>	8601	<i>8601</i>	7807	<i>7807</i>	2758	<i>2758</i>
Seed							
Food Waste	<i>57058</i>	64186	<i>64186</i>	71360	<i>71360</i>	59093	<i>59093</i>
Total COD							
(mg/L)	20	25	27	32	34	39	41
R1: 100% Feed (Control)	24589	23309	19828	22772	22472	20727	24953
R2: 100% Feed (Control)							
R2: 100% Food Waste	27545	30294	35365	31883	37624	42521	63215
R3: 10% FW + 90% Feed	22478	21827	22016	24508	22683	22316	25828
R4: 20% FW + 80% Feed	22689	22039	21141	23423	24997	22543	27795
R5: 20% FW + 80% Feed	22478	22462	21579	24291	26050	26856	26046
R6: 50% FW + 50% Feed	24589	23732	25299	23857	30890	32532	27795
Feed	<i>57062</i>	82635	<i>82635</i>	66805	<i>66805</i>	49785	<i>49785</i>
Seed							
Food Waste	<i>162846</i>	159142	<i>159142</i>	152698	<i>152698</i>	164498	<i>164498</i>
"Theoretical Feed" sCOD							
(mg/L)	20	25	27	32	34	39	41
R1: 100% Feed (Control)	6910	8601	8601	7807	7807	2758	2758
R2: 100% Feed (Control)							
R2: 100% Food Waste	57058	64186	64186	71360	71360	59093	59093
R3: 10% FW + 90% Feed	8665	10546	10546	10032	10032	4730	4730
R4: 20% FW + 80% Feed	10922	13048	13048	12891	12891	7265	7265
R5: 20% FW + 80% Feed	10922	13048	13048	12891	12891	7265	7265
R6: 50% FW + 50% Feed	19698	22775	22775	24013	24013	17124	17124

	Tuesday 9-Apr-13	Thursday 11-Apr-13	Tuesday 16-Apr-13	Thursday 18-Apr-13	Tuesday 23-Apr-13	Thursday 25-Apr-13
Soluble COD						
(mg/L)	46	48	53	55	60	62
R1: 100% Feed (Control)	1454	1942	1407		1113	
R2: 100% Feed (Control)					1060	
R2: 100% Food Waste	37169	42811	64887			
R3: 10% FW + 90% Feed	1616	2457	1929		1033	
R4: 20% FW + 80% Feed	1860	2484	2067		1113	
R5: 20% FW + 80% Feed	2566	3271	2644		2077	
R6: 50% FW + 50% Feed	2593	2213	2397		1354	
Feed	8744	8744	8744	8744	9286	9286
Seed						
Food Waste	74990	74990	74990	74990	77377	77377
Total COD						
(mg/L)	46	48	53	55	60	62
R1: 100% Feed (Control)	21981	27103	20713		22399	
R2: 100% Feed (Control)					20471	
R2: 100% Food Waste	68502	96458	95472			
R3: 10% FW + 90% Feed	23688	27316	21153		24754	
R4: 20% FW + 80% Feed	20487	25822	20713		22184	
R5: 20% FW + 80% Feed	26463	26036	21592		25397	
R6: 50% FW + 50% Feed	22621	30517	24671		26039	
Feed	55272	55272	55272	55272	59366	59366
Seed						
Food Waste	232181	232181	232181	232181	241115	241115
"Theoretical Feed" sCOD						
(mg/L)	46	48	53	55	60	62
R1: 100% Feed (Control)	8744	8744	8744	8744	9286	9286
R2: 100% Feed (Control)					9286	9286
R2: 100% Food Waste	74990	74990	74990			
R3: 10% FW + 90% Feed	11062	11062	11062	11062	11669	11669
R4: 20% FW + 80% Feed	14043	14043	14043	14043	14733	14733
R5: 20% FW + 80% Feed	14043	14043	14043	14043	14733	14733
R6: 50% FW + 50% Feed	25636	25636	25636	25636	26649	26649

	Tuesday 30-Apr-13	Thursday 2-May-13	Tuesday 7-May-13	Thursday 9-May-13	Tuesday 14-May-13	Thursday 16-May-13
Soluble COD						
(mg/L)	67	69	74	76	81	83
R1: 100% Feed (Control)	798	1165	404	1143	2401	664
R2: 100% Feed (Control)	635	958	595	1116	3151	556
R2: 100% Food Waste						
R3: 10% FW + 90% Feed	853	1010	731	1222	2025	692
R4: 20% FW + 80% Feed	880	1294	922	1487	2749	882
R5: 20% FW + 80% Feed	1235	1577	1358	1248	3499	1154
R6: 50% FW + 50% Feed	1071	1371	867	1539	2722	1072
Feed	24775	24775	7745	7745	5486	5486
Seed						
Food Waste	133858	133858	59500	59500	98932	98932
Total COD						
(mg/L)	67	69	74	76	81	83
R1: 100% Feed (Control)	22110	27473	19378	26492	19633	22720
R2: 100% Feed (Control)	22329	22522	20687	27550	17918	21197
R2: 100% Food Waste						
R3: 10% FW + 90% Feed	24731	31394	20687	30512	20919	23156
R4: 20% FW + 80% Feed	24512	24585	23524	26915	21991	21197
R5: 20% FW + 80% Feed	23202	22728	24615	30301	21991	28812
R6: 50% FW + 50% Feed	28006	26442	28980	31147	20919	24461
Feed	54501	54501	62885	62885	56226	56226
Seed						
Food Waste	142839	142839	230296	230296	182075	182075
"Theoretical Feed" sCOD						
(mg/L)	67	69	74	76	81	83
R1: 100% Feed (Control)	24775	24775	7745	7745	5486	5486
R2: 100% Feed (Control)	24775	24775	7745	7745	5486	5486
R2: 100% Food Waste						
R3: 10% FW + 90% Feed	28593	28593	9556	9556	8756	8756
R4: 20% FW + 80% Feed	33502	33502	11885	11885	12962	12962
R5: 20% FW + 80% Feed	33502	33502	11885	11885	12962	12962
R6: 50% FW + 50% Feed	52591	52591	20942	20942	29315	29315

	Tuesday 21-May-13	Thursday 23-May-13	Tuesday 28-May-13	Thursday 30-May-13	Tuesday 4-Jun-13	Thursday 6-Jun-13
Soluble COD						
(mg/L)	88	90	95	97	102	104
R1: 100% Feed (Control)	1185	715	1118	920	774	1037
R2: 100% Feed (Control)	1211	870	981	1028	748	904
R2: 100% Food Waste						
R3: 10% FW + 90% Feed	1185	1026	871	1001	935	1223
R4: 20% FW + 80% Feed	1597	974	953	947	1149	1196
R5: 20% FW + 80% Feed	1571	948	1090	1082	1497	1037
R6: 50% FW + 50% Feed	1545	844	981	974	1230	1382
Feed	3689	3689	4437	4437	4466	4466
Seed						
Food Waste	94020	94020	66773	66773	117332	117332
Total COD						
(mg/L)	88	90	95	97	102	104
R1: 100% Feed (Control)	24508	22519	22958	22970	23763	29337
R2: 100% Feed (Control)	25331	19823	20987	22753	23120	31887
R2: 100% Food Waste						
R3: 10% FW + 90% Feed	25331	22727	27339	27523	24191	28061
R4: 20% FW + 80% Feed	27596	24386	22739	26873	28047	27636
R5: 20% FW + 80% Feed	29243	24386	25368	26873	24405	28699
R6: 50% FW + 50% Feed	28213	32268	27558	27307	27619	30612
Feed	63796	63796	61135	61135	87363	87363
Seed						
Food Waste	167831	167831	213781	213781	184928	184928
"Theoretical Feed" sCOD						
(mg/L)	88	90	95	97	102	104
R1: 100% Feed (Control)	3689	3689	4437	4437	4466	4466
R2: 100% Feed (Control)	3689	3689	4437	4437	4466	4466
R2: 100% Food Waste						
R3: 10% FW + 90% Feed	6850	6850	6619	6619	8416	8416
R4: 20% FW + 80% Feed	10915	10915	9424	9424	13495	13495
R5: 20% FW + 80% Feed	10915	10915	9424	9424	13495	13495
R6: 50% FW + 50% Feed	26723	26723	20333	20333	33247	33247

	Tuesday	Wednesday	Thursday	Tuesday	Thursday	Tuesday	Thursday
Soluble COD	11-Jun-13	12-Jun-13	13-Jun-13	18-Jun-13	20-Jun-13	25-Jun-13	27-Jun-13
(mg/L)	109	110	111	116	118	123	125
R1: 100% Feed (Control)	2337	3097	3857	3590	4740	2517	2199
R2: 100% Feed (Control)	1155	1022	890	1120	1007	1019	1286
R2: 100% Food Waste							
R3: 10% FW + 90% Feed	1074	1063	1051	1147	1901	1151	1366
R4: 20% FW + 80% Feed	1155	1157	1159	930	1349	1492	1017
R5: 20% FW + 80% Feed	1424	1656	1888	1717	5293	5803	7088
R6: 50% FW + 50% Feed	1666	1561	1456	903	1717	2833	1178
Feed	3882	3882	3882	3502	3502	2779	2779
Seed							
Food Waste	126659	126659	126659	115749	115749	134463	134463
Total COD	Tuesday		Thursday	Tuesday	Thursday	Tuesday	Thursday
	11-Jun-13		13-Jun-13	18-Jun-13	20-Jun-13	25-Jun-13	27-Jun-13
(mg/L)	109		111	116	118	123	125
R1: 100% Feed (Control)	19344		28047	29803	30982	46211	26832
R2: 100% Feed (Control)	23428		25889	26763	28458	47262	22749
R2: 100% Food Waste							
R3: 10% FW + 90% Feed	27943		28694	26112	27196	46421	26403
R4: 20% FW + 80% Feed	26653		27400	33276	26145	52098	29626
R5: 20% FW + 80% Feed	27298		31068	27414	29931	56513	33494
R6: 50% FW + 50% Feed	28803		32147	31974	30772	46841	35428
Feed	53725	53725	53725	63585	63585	67876	67876
Seed							
Food Waste	184267	184267	184267	237388	237388	213113	213113
"Theoretical Feed" sCOD	Tuesday		Thursday	Tuesday	Thursday	Tuesday	Thursday
	11-Jun-13		13-Jun-13	18-Jun-13	20-Jun-13	25-Jun-13	27-Jun-13
(mg/L)	109		111	116	118	123	125
R1: 100% Feed (Control)	3882	3882	3882	3502	3502	2779	2779
R2: 100% Feed (Control)	3882	3882	3882	3502	3502	2779	2779
R2: 100% Food Waste							
R3: 10% FW + 90% Feed	8179	8179	8179	7430	7430	7388	7388
R4: 20% FW + 80% Feed	13704	13704	13704	12482	12482	13314	13314
R5: 20% FW + 80% Feed	13704	13704	13704	12482	12482	13314	13314
R6: 50% FW + 50% Feed	35190	35190	35190	32125	32125	36359	36359

	Tuesday	Thursday	Tuesday	Thursday	Tuesday	Thursday
	2-Jul-13	4-Jul-13	9-Jul-13	11-Jul-13	16-Jul-13	18-Jul-13
Soluble COD						
(mg/L)	130	132	137	139	144	146
R1: 100% Feed (Control)	1265			1487	1169	955
R2: 100% Feed (Control)	888			1328	1035	902
R2: 100% Food Waste						
R3: 10% FW + 90% Feed	1211			1355	1222	982
R4: 20% FW + 80% Feed	1319			1275	1249	1222
R5: 20% FW + 80% Feed	2829			2097	1756	1569
R6: 50% FW + 50% Feed	1400			1911	1890	1276
Feed	2779	2779	3934	3934	4889	4889
Seed						
Food Waste	134463	134463	128990	128990	126770	126770
Total COD						
(mg/L)	130	132	137	139	144	146
R1: 100% Feed (Control)	22197			22713	22593	21952
R2: 100% Feed (Control)	25647			22713	24515	23875
R2: 100% Food Waste						
R3: 10% FW + 90% Feed	26725			25046	23875	23447
R4: 20% FW + 80% Feed	25000			25471	23661	29000
R5: 20% FW + 80% Feed	29743			27591	23234	29427
R6: 50% FW + 50% Feed	28234			30349	31777	31563
Feed	67876	67876	64071	64071	62531	62531
Seed						
Food Waste	213113	213113	226976	226976	231846	231846
"Theoretical Feed" sCOD						
(mg/L)	130	132	137	139	144	146
R1: 100% Feed (Control)	2779	2779	3934	3934	4889	4889
R2: 100% Feed (Control)	2779	2779	3934	3934	4889	4889
R2: 100% Food Waste						
R3: 10% FW + 90% Feed	7388	7388	8311	8311	9155	9155
R4: 20% FW + 80% Feed	13314	13314	13938	13938	14640	14640
R5: 20% FW + 80% Feed	13314	13314	13938	13938	14640	14640
R6: 50% FW + 50% Feed	36359	36359	35823	35823	35969	35969

	Tuesday	Thursday
Soluble COD	23-Jul-13	25-Jul-13
(mg/L)	151	153
R1: 100% Feed (Control)	1414	1041
R2: 100% Feed (Control)	1414	962
R2: 100% Food Waste		
R3: 10% FW + 90% Feed	1201	855
R4: 20% FW + 80% Feed	1148	935
R5: 20% FW + 80% Feed	1733	1174
R6: 50% FW + 50% Feed	1893	1068
Feed	6719	<i>6719</i>
Seed		
Food Waste	147759	<i>147759</i>

	Tuesday	Thursday
Total COD	23-Jul-13	25-Jul-13
(mg/L)	151	153
R1: 100% Feed (Control)	20888	23441
R2: 100% Feed (Control)	23441	22590
R2: 100% Food Waste		
R3: 10% FW + 90% Feed	20888	27272
R4: 20% FW + 80% Feed	25144	27911
R5: 20% FW + 80% Feed	24931	30677
R6: 50% FW + 50% Feed	31103	28762
Feed	77285	<i>77285</i>
Seed		
Food Waste	276728	<i>276728</i>

	Tuesday	Thursday
"Theoretical Feed" sCOD	23-Jul-13	25-Jul-13
(mg/L)	151	153
R1: 100% Feed (Control)	6719	6719
R2: 100% Feed (Control)	6719	6719
R2: 100% Food Waste		
R3: 10% FW + 90% Feed	11656	11656
R4: 20% FW + 80% Feed	18003	18003
R5: 20% FW + 80% Feed	18003	18003
R6: 50% FW + 50% Feed	42685	42685

Test	TSVS	Friday 22-Feb-13	Tuesday 26-Feb-13	Wednesday 27-Feb-13
Date				
Day		0	4	5
Weight Pan (g)				
R1: 100% Feed (Control)			1.0251	0.9806
R1: 100% Feed (Control)			1.0201	0.9593
R2: 100% Feed (Control)				
R2: 100% Feed (Control)				
R2: 100% Food Waste			1.0284	1.0201
R2: 100% Food Waste			0.9648	0.9934
R3: 10% FW + 90% Feed			1.0193	0.9814
R3: 10% FW + 90% Feed			0.9775	1.0208
R4: 20% FW + 80% Feed			1.0123	1.027
R4: 20% FW + 80% Feed			0.9909	1.0265
R5: 20% FW + 80% Feed			0.9831	1.0103
R5: 20% FW + 80% Feed			1.0154	1.0082
R6: 50% FW + 50% Feed			0.9909	1.0198
R6: 50% FW + 50% Feed			0.9928	0.993
Feed		0.9908		
Feed		0.9692		
Feed		0.9733		
Seed		0.9919		
Seed		0.9869		
Seed		1.0202		
Food Waste		1.0224		
Food Waste		0.9642		

Test

**Date
Day**

Thursday	Friday	Monday	Tuesday	Wednesday	Thursday	Friday
28-Feb-13	1-Mar-13	4-Mar-13	5-Mar-13	6-Mar-13	7-Mar-13	8-Mar-13
6	7	10	11	12	13	14

Weight Pan (g)

R1: 100% Feed (Control)	0.9892	1.004		0.9828		1.0248
R1: 100% Feed (Control)	0.9753	0.9777		0.9838		1.02
R2: 100% Feed (Control)						
R2: 100% Feed (Control)						
R2: 100% Food Waste	1.0253	0.9921		0.9997		0.9974
R2: 100% Food Waste	0.9816	0.9988		1.1042		1.0015
R3: 10% FW + 90% Feed	0.9837	0.9978		1.023		1.0486
R3: 10% FW + 90% Feed	0.9835	1.0001		0.9696		1.0287
R4: 20% FW + 80% Feed	0.9757	1.0373		1.0114		1.0299
R4: 20% FW + 80% Feed	0.9799	0.9931		0.9833		1.0307
R5: 20% FW + 80% Feed	0.9943	0.9698		1.0005		1.0433
R5: 20% FW + 80% Feed	0.9886	1.0468		1.0055		1.0219
R6: 50% FW + 50% Feed	0.9924	0.9806		1.0036		1.0406
R6: 50% FW + 50% Feed	1.0148	1.0023		0.9921		0.9534
Feed			1.0151			
Feed			0.9808			
Feed						
Seed						
Seed						
Seed						
Food Waste						
Food Waste						

Test	Monday	Tuesday	Wednesday	Thursday	Friday	Monday	Tuesday
Date	11-Mar-13	12-Mar-13	13-Mar-13	14-Mar-13	15-Mar-13	18-Mar-13	19-Mar-13
Day	17	18	19	20	21	24	25

Weight Pan (g)

R1: 100% Feed (Control)	0.9591		0.9929		1.0074	0.9706	
R1: 100% Feed (Control)	0.9918		0.9838		1.0205	1.0128	
R2: 100% Feed (Control)							
R2: 100% Feed (Control)							
R2: 100% Food Waste	1.0055		0.9941		0.9849	1.0382	
R2: 100% Food Waste	1.0247		1.0038		0.974	1.0097	
R3: 10% FW + 90% Feed	1.0186		0.9995		0.9787	1.0379	
R3: 10% FW + 90% Feed	0.9753		0.9857		0.9694	1.0109	
R4: 20% FW + 80% Feed	1.018		1.0185		1.0102	1.0206	
R4: 20% FW + 80% Feed	0.9838		1.0218		0.967	0.9956	
R5: 20% FW + 80% Feed	1.0031		0.9801		0.9482	1.0155	
R5: 20% FW + 80% Feed	1.0145		0.9888		1.0093	1.0081	
R6: 50% FW + 50% Feed	0.9908		0.9645		1.0023	0.9997	
R6: 50% FW + 50% Feed	1.0036		1.0094		0.9971	0.9918	
Feed		0.9849					1.0135
Feed		0.9924					1.0086
Feed							
Seed			0.9771				
Seed			0.9709				
Seed							
Food Waste	1.0092	0.9869					1.004
Food Waste	1.0029	0.9794					1.0178

Test	Second SRT Starts							
	Wednesday 20-Mar-13 26	Thursday 21-Mar-13 27	Friday 22-Mar-13 28	Monday 25-Mar-13 31	Tuesday 26-Mar-13 32	Wednesday 27-Mar-13 33	Thursday 28-Mar-13 34	
Weight Pan (g)								
R1: 100% Feed (Control)	0.9867		1.0226	1.0536		1.0119		
R1: 100% Feed (Control)	0.9927		1.0095	0.9999		1.0328		
R2: 100% Feed (Control)								
R2: 100% Feed (Control)								
R2: 100% Food Waste	1.0104		1.0365	0.9942		0.9574		
R2: 100% Food Waste	1.0134		1.0028	0.9953		1.0026		
R3: 10% FW + 90% Feed	1.0146		1.0166	0.9674		1.0533		
R3: 10% FW + 90% Feed	1.0178		1.0459	0.9923		1.0509		
R4: 20% FW + 80% Feed	1.0105		0.9981	0.9993		0.9709		
R4: 20% FW + 80% Feed	1.0255		0.9868	0.9994		1.0078		
R5: 20% FW + 80% Feed	1.0079		1.0391	0.9637		1.0052		
R5: 20% FW + 80% Feed	0.9893		0.9869	0.998		0.9873		
R6: 50% FW + 50% Feed	1.0005		1.0108	0.9729		1.0056		
R6: 50% FW + 50% Feed	1.0236		0.9862	1.0061		1.0143		
Feed					0.9645			
Feed					0.9843			
Feed								
Seed								
Seed								
Seed								
Food Waste					1.0079			
Food Waste					1.0267			

Test	Friday	Monday	Tuesday	Wednesday	Thursday	Friday	Monday
Date	29-Mar-13	1-Apr-13	2-Apr-13	3-Apr-13	4-Apr-13	5-Apr-13	8-Apr-13
Day	35	38	39	40	41	42	45

Weight Pan (g)

R1: 100% Feed (Control)	1.0232	1.0123		1.0186		1.0384	1.0298
R1: 100% Feed (Control)	1.0351	1.0341		1.0191		1.0336	1.0112
R2: 100% Feed (Control)							
R2: 100% Feed (Control)							
R2: 100% Food Waste	1.0206	1.0069		0.9896		1.0259	0.9963
R2: 100% Food Waste	1.0246	0.9891		1.0295		1.0096	1.019
R3: 10% FW + 90% Feed	1.0163	0.9906		1.019		1.041	1.034
R3: 10% FW + 90% Feed	1.0374	0.9953		1.0071		1.019	0.9952
R4: 20% FW + 80% Feed	1.046	1.0604		1.0215		1.0172	0.9953
R4: 20% FW + 80% Feed	1.0291	1.018		0.9998		1.0001	0.9875
R5: 20% FW + 80% Feed	1.0374	1.0159		1.0193		0.9902	0.9981
R5: 20% FW + 80% Feed	1.0358	1.0205		1.0119		1.0123	1.0128
R6: 50% FW + 50% Feed	1.0454	1.0259		0.9777		0.9922	0.9857
R6: 50% FW + 50% Feed	1.0028	1.0383		0.9991		0.9688	0.9782
Feed			1.0399				
Feed			1.0231				
Feed							
Seed							
Seed							
Seed							
Food Waste			1.0061				
Food Waste			0.9871				

Test**Date
Day**

Tuesday	Wednesday	Thursday	Friday	Monday	Tuesday	Wednesday
9-Apr-13	10-Apr-13	11-Apr-13	12-Apr-13	15-Apr-13	16-Apr-13	17-Apr-13
46	47	48	49	52	53	54

Weight Pan (g)

R1: 100% Feed (Control)		0.9918		0.9977	0.9837		0.9713
R1: 100% Feed (Control)		0.9801		1.0176	1.0047		0.9755
R2: 100% Feed (Control)							
R2: 100% Feed (Control)							
R2: 100% Food Waste		1.023		1.0303	0.9778		1.0116
R2: 100% Food Waste		1.0087		1.0284	0.9725		1.0074
R3: 10% FW + 90% Feed		1.0109		1.0239	0.979		1.0218
R3: 10% FW + 90% Feed		1.0243		1.0303	0.989		1.0198
R4: 20% FW + 80% Feed		0.9946		1.0198	0.9975		0.9926
R4: 20% FW + 80% Feed		0.9786		0.9922	1.0111		1.0092
R5: 20% FW + 80% Feed		0.9822		1.0074	1.0168		1.0302
R5: 20% FW + 80% Feed		1.0081		1.0518	1.0298		1.0321
R6: 50% FW + 50% Feed		1.0086		1.0392	1.0034		1.0208
R6: 50% FW + 50% Feed		1.0024		1.0478	1.0105		0.9932
Feed	1.0467					0.9993	
Feed	1.0482					1.011	
Feed							
Seed						0.9972	
Seed						1.0081	
Seed							
Food Waste	1.0381					1.0093	
Food Waste	1.0471					1.0128	

Test	R2 Re-seeded	Friday	Monday	Tuesday	Wednesday	Thursday	Friday
Date	Thursday	19-Apr-13	22-Apr-13	23-Apr-13	24-Apr-13	25-Apr-13	26-Apr-13
Day	55	56	59	60	61	62	63
Weight Pan (g)							
R1: 100% Feed (Control)		0.9736			1.0003		1.0134
R1: 100% Feed (Control)		1.0261			0.9985		1.02
R2: 100% Feed (Control)		1.0254			1.0029		0.979
R2: 100% Feed (Control)		0.9978			1.009		0.9846
R2: 100% Food Waste							
R2: 100% Food Waste							
R3: 10% FW + 90% Feed		1.0002			0.9922		0.9383
R3: 10% FW + 90% Feed		1.021			0.9736		0.9553
R4: 20% FW + 80% Feed		0.9901			0.9971		1.0151
R4: 20% FW + 80% Feed		1.0146			1.0108		0.985
R5: 20% FW + 80% Feed		0.9987			1.0441		0.9844
R5: 20% FW + 80% Feed		1.0167			1.0367		0.9998
R6: 50% FW + 50% Feed		1.0044			1.0473		0.9926
R6: 50% FW + 50% Feed		1.0002			1.0175		1.0017
Feed				1.0253			
Feed				1.0306			
Feed							
Seed							
Seed							
Seed							
Food Waste				1.0201			
Food Waste				1.0348			

Test	Monday	Tuesday	Wednesday	Thursday	Friday	SRT changed to 22 days	Tuesday
	Monday 29-Apr-13 66	30-Apr-13 67	1-May-13 68	2-May-13 69	3-May-13 70	Monday 6-May-13 73	7-May-13 74
Weight Pan (g)							
R1: 100% Feed (Control)	0.9955		1.0193		0.9705	0.9946	
R1: 100% Feed (Control)	0.9948		0.9705		1.0356	1.0023	
R2: 100% Feed (Control)	0.9876		1.0112		0.994	1.0251	
R2: 100% Feed (Control)	0.9979		1.0237		1.0203	1.0257	
R2: 100% Food Waste							
R2: 100% Food Waste							
R3: 10% FW + 90% Feed	1.0021		1.0154		1.0147	1.0414	
R3: 10% FW + 90% Feed	1.005		0.996		1.015	1.0137	
R4: 20% FW + 80% Feed	1.0119		0.9954		1.0098	1.0271	
R4: 20% FW + 80% Feed	0.9662		0.9871		0.9974	1.0333	
R5: 20% FW + 80% Feed	0.992		1.0365		1.0034	1.0193	
R5: 20% FW + 80% Feed	1.0243		1.0069		1.0101	0.9975	
R6: 50% FW + 50% Feed	0.9702		0.9496		1.0214	1.0024	
R6: 50% FW + 50% Feed	0.9884		0.9721		0.958	1.0136	
Feed		0.9928					1.0184
Feed		0.9989					0.9943
Feed							
Seed							
Seed							
Seed							
Food Waste		0.9906					0.9985
Food Waste		1.0188					0.9926

Test**Date
Day**

Wednesday	Thursday	Friday	Monday	Tuesday	Wednesday	Thursday
8-May-13	9-May-13	10-May-13	13-May-13	14-May-13	15-May-13	16-May-13
75	76	77	80	81	82	83

Weight Pan (g)

R1: 100% Feed (Control)	1.0174		0.9848	1.0417		0.9667
R1: 100% Feed (Control)	0.9911		1.0135	1.0644		1.0405
R2: 100% Feed (Control)	0.9797		1.035	1.0216		1.0077
R2: 100% Feed (Control)	0.9847		1.022	0.9963		1.0013
R2: 100% Food Waste						
R2: 100% Food Waste						
R3: 10% FW + 90% Feed	1.0286		1.0333	0.9939		1.0171
R3: 10% FW + 90% Feed	1.0089		1.0382	1.0286		1.0059
R4: 20% FW + 80% Feed	1.0118		0.9864	1.0293		0.9754
R4: 20% FW + 80% Feed	1.028		1.0288	1.0447		1.0511
R5: 20% FW + 80% Feed	1.0085		1.0478	1.0518		1.0645
R5: 20% FW + 80% Feed	1.0258		1.051	1.0284		1.0518
R6: 50% FW + 50% Feed	1.0371		1.0172	1.0226		1.035
R6: 50% FW + 50% Feed	1.047		0.9964	1.0149		1.0065
Feed				1.0137		
Feed				0.9751		
Feed						
Seed						
Seed						
Seed						
Food Waste				1.0084		
Food Waste				1.0118		

Test	Friday	Monday	Tuesday	Wednesday	Thursday	Friday	Monday
Date	17-May-13	20-May-13	21-May-13	22-May-13	23-May-13	24-May-13	27-May-13
Day	84	87	88	89	90	91	94

Weight Pan (g)	Friday	Monday	Tuesday	Wednesday	Thursday	Friday	Monday
R1: 100% Feed (Control)	0.9961	0.9781		1.03		1.0289	1.0073
R1: 100% Feed (Control)	1.0274	1.0119		1.0338		1.0051	1.0294
R2: 100% Feed (Control)	0.9735	0.9903		0.9959		1.018	1.0774
R2: 100% Feed (Control)	1.0213	0.9992		1.0343		1.0186	1.0318
R2: 100% Food Waste							
R2: 100% Food Waste							
R3: 10% FW + 90% Feed	1.0079	1.0537		1.0218		1.0523	1.034
R3: 10% FW + 90% Feed	1.0665	0.986		1.0366		1.021	1.0099
R4: 20% FW + 80% Feed	1.0126	1.0084		1.0066		0.9895	1.0054
R4: 20% FW + 80% Feed	1.027	1.0029		1.035		1.0509	1.0234
R5: 20% FW + 80% Feed	1.0376	1.0183		1.0363		0.9947	1.0316
R5: 20% FW + 80% Feed	1.0137	1.0314		1.0457		1.0412	1.0125
R6: 50% FW + 50% Feed	1.0287	1.0514		0.9954		1.0347	1.0108
R6: 50% FW + 50% Feed	1.0297	1.0238		1.0297		1.0341	1.016
Feed			1.0256				
Feed			1.0275				
Feed							
Seed							
Seed							
Seed							
Food Waste			1.0118				
Food Waste			1.0227				

Test	Tuesday	Wednesday	Thursday	Friday	Monday	Tuesday	Wednesday
Date	28-May-13	29-May-13	30-May-13	31-May-13	3-Jun-13	4-Jun-13	5-Jun-13
Day	95	96	97	98	101	102	103

Weight Pan (g)

R1: 100% Feed (Control)		0.999		1.0196	1.0286		0.9992
R1: 100% Feed (Control)		1.005		1.045	1.0041		0.9852
R2: 100% Feed (Control)		1.0078		1.0379	1.0522		1.0097
R2: 100% Feed (Control)		0.9692		1.018	1.0404		0.9829
R2: 100% Food Waste							
R2: 100% Food Waste							
R3: 10% FW + 90% Feed		0.97		1.0071	1.0406		1.0291
R3: 10% FW + 90% Feed		1.027		1.0015	1.0145		0.9675
R4: 20% FW + 80% Feed		1.0059		0.9583	1.0087		1.0296
R4: 20% FW + 80% Feed		1.0417		0.9522	1.006		0.9974
R5: 20% FW + 80% Feed		0.9521		1.0089	1.0478		1.0019
R5: 20% FW + 80% Feed		1.0293		1.0451	0.9972		0.9956
R6: 50% FW + 50% Feed		1.01		0.9981	1.0238		0.962
R6: 50% FW + 50% Feed		1.0131		1.0419	1.0188		0.98
Feed	1.0294					1.0058	
Feed	0.9919					1.0205	
Feed							
Seed							
Seed							
Seed							
Food Waste	1.0175					1.0157	
Food Waste	1.0148					1.0215	

Test							
Date	Thursday	Friday	Monday	Tuesday	Wednesday	Thursday	Friday
Day	6-Jun-13	7-Jun-13	10-Jun-13	11-Jun-13	12-Jun-13	13-Jun-13	14-Jun-13
	104	105	108	109	110	111	112

Weight Pan (g)

R1: 100% Feed (Control)		0.9794	2.1562		2.1618		0.9911
R1: 100% Feed (Control)		0.9888	2.0957		2.105		1.0057
R2: 100% Feed (Control)		1.0346	2.1271		2.1075		1.005
R2: 100% Feed (Control)		1.0323	2.1464		2.1417		0.9476
R2: 100% Food Waste							
R2: 100% Food Waste							
R3: 10% FW + 90% Feed		0.976	2.1882		2.1734		0.9544
R3: 10% FW + 90% Feed		1.0194	2.1912		2.1899		1.0121
R4: 20% FW + 80% Feed		0.9983	2.1334		2.1309		1.0032
R4: 20% FW + 80% Feed		0.9897	2.0907		2.1656		1.0054
R5: 20% FW + 80% Feed		0.9789	2.0989		2.1414		0.9966
R5: 20% FW + 80% Feed		0.9677	2.0958		2.1746		0.9754
R6: 50% FW + 50% Feed		1.0384	2.1211		2.1732		1.0103
R6: 50% FW + 50% Feed		1.0131	2.1432		2.0889		1.0117
Feed				1.0543			
Feed				1.0158			
Feed							
Seed							
Seed							
Seed							
Food Waste				1.0319			
Food Waste				0.9829			

Test	No Feeding/No Wasting						
	Monday 17-Jun-13 115	Tuesday 18-Jun-13 116	Wednesday 19-Jun-13 117	Thursday 20-Jun-13 118	Friday 21-Jun-13 119	Monday 24-Jun-13 122	Tuesday 25-Jun-13 123
Weight Pan (g)							
R1: 100% Feed (Control)	2.1506		2.1132			2.161	
R1: 100% Feed (Control)	2.211		2.143			2.1312	
R2: 100% Feed (Control)	2.1221		2.1615			2.1201	
R2: 100% Feed (Control)	2.1659		2.0978			2.179	
R2: 100% Food Waste							
R2: 100% Food Waste							
R3: 10% FW + 90% Feed	2.768		2.1431			2.1632	
R3: 10% FW + 90% Feed	2.1465		2.131			2.1135	
R4: 20% FW + 80% Feed	2.1657		2.166			2.1763	
R4: 20% FW + 80% Feed	2.1706		2.158			2.0919	
R5: 20% FW + 80% Feed	2.1657		2.1379			2.0964	
R5: 20% FW + 80% Feed	2.1554		2.0926			2.1068	
R6: 50% FW + 50% Feed	2.1193		2.1455			2.135	
R6: 50% FW + 50% Feed	2.0996		2.1447			2.1352	
Feed		2.0786					2.1331
Feed		2.154					2.087
Feed							
Seed							
Seed							
Seed							
Food Waste		2.1646					2.1131
Food Waste		2.1554					2.1756

Test	No Feeding/No Wasting						
	Wednesday 26-Jun-13 124	Thursday 27-Jun-13 125	Friday 28-Jun-13 126	Monday 1-Jul-13 129	Tuesday 2-Jul-13 130	Wednesday 3-Jul-13 131	Thursday 4-Jul-13 132
Weight Pan (g)							
R1: 100% Feed (Control)	2.1651		2.0754	2.1029		0.9809	
R1: 100% Feed (Control)	2.1069		2.1877	2.1606		1.0528	
R2: 100% Feed (Control)	2.161		2.1767	2.1028		1.0309	
R2: 100% Feed (Control)	2.1419		2.0989	2.1255		1.0382	
R2: 100% Food Waste							
R2: 100% Food Waste							
R3: 10% FW + 90% Feed	2.1031		2.0468	2.1562		1.0124	
R3: 10% FW + 90% Feed	2.0685		2.1388	2.0827		1.0008	
R4: 20% FW + 80% Feed	2.1684		2.1645	2.1589		1.0046	
R4: 20% FW + 80% Feed	2.1334		2.1229	2.159		0.9765	
R5: 20% FW + 80% Feed	2.2114		2.0877	2.0701		0.9855	
R5: 20% FW + 80% Feed	2.1454		2.1493	2.1088		0.9881	
R6: 50% FW + 50% Feed	2.1486		2.1194	2.109		0.9841	
R6: 50% FW + 50% Feed	2.1615		2.1492	2.1494		0.9868	
Feed							
Feed							
Feed							
Seed							
Seed							
Seed							
Food Waste					1.0171		
Food Waste					1.0187		

Test	No Feeding/No	No Feeding/No	No Feeding/No	Wednesday	Thursday	Friday	Monday
	Wasting	Wasting	Wasting				
Date	5-Jul-13	8-Jul-13	9-Jul-13	10-Jul-13	11-Jul-13	12-Jul-13	15-Jul-13
Day	133	136	137	138	139	140	143

Weight Pan (g)

R1: 100% Feed (Control)				0.9945		1.0427	1.014
R1: 100% Feed (Control)				1.0621		1.0378	1.0042
R2: 100% Feed (Control)				1.0539		1.0424	1.0029
R2: 100% Feed (Control)				0.9675		1.0187	1.0167
R2: 100% Food Waste							
R2: 100% Food Waste							
R3: 10% FW + 90% Feed				0.9933		1.0312	0.9947
R3: 10% FW + 90% Feed				0.9787		0.9601	0.9831
R4: 20% FW + 80% Feed				1.0131		1.05	1.0486
R4: 20% FW + 80% Feed				0.9909		0.9709	1.0225
R5: 20% FW + 80% Feed				1.022		0.996	1.0113
R5: 20% FW + 80% Feed				1.0207		0.9988	0.9782
R6: 50% FW + 50% Feed				0.9961		0.9636	0.9883
R6: 50% FW + 50% Feed				1.0488		1.0102	1.021
Feed			1.0134				
Feed			1.0155				
Feed							
Seed							
Seed							
Seed							
Food Waste			1.0169				
Food Waste			1.0207				

Test**Date
Day**

Tuesday	Wednesday	Thursday	Friday	Monday	Tuesday	Wednesday	Thursday	Friday
16-Jul-13	17-Jul-13	18-Jul-13	19-Jul-13	22-Jul-13	23-Jul-13	24-Jul-13	25-Jul-13	26-Jul-13
144	145	146	147	150	151	152	153	154

Weight Pan (g)

R1: 100% Feed (Control)		1.0224		1.0118	0.9951		1.0614		1.0202
R1: 100% Feed (Control)		1.0361		1.0093	1.0041		1.0548		1.0035
R2: 100% Feed (Control)		1.0104		0.9955	1.0135		1.0022		0.9909
R2: 100% Feed (Control)		0.9976		1.0028	1.0036		1.0104		0.9995
R2: 100% Food Waste									
R2: 100% Food Waste									
R3: 10% FW + 90% Feed		1.0069		0.9924	1.032		1.0186		0.9904
R3: 10% FW + 90% Feed		0.9973		0.9844	1.0259		0.9924		0.9742
R4: 20% FW + 80% Feed		1.032		0.9836	1.0226		1.0318		1.0038
R4: 20% FW + 80% Feed		1.0468		0.9757	1.0103		1.0083		1.0268
R5: 20% FW + 80% Feed		1.0628		1.0058	1.0286		1.0239		0.9855
R5: 20% FW + 80% Feed		1.0208		1.012	0.9865		1.0311		0.987
R6: 50% FW + 50% Feed		1.0136		1.0163	0.9726		1.0327		0.9856
R6: 50% FW + 50% Feed		1.0082		1.0048	0.9849		1.0273		1.011
Feed	1.015					0.9997			
Feed	1.0167					1.0154			
Feed									
Seed									
Seed									
Seed									
Food Waste	1.003					1.0196			
Food Waste	1.0186					1.0283			

Test
Date
Day

TSVS

Friday
22-Feb-13
0

Tuesday
26-Feb-13
4

Wednesday
27-Feb-13
5

Weight Pan+Sample (g)

R1: 100% Feed (Control)		10.977	10.9544
R1: 100% Feed (Control)		10.8888	10.969
R2: 100% Feed (Control)			
R2: 100% Feed (Control)			
R2: 100% Food Waste		10.9203	10.8572
R2: 100% Food Waste		11.1918	12.6472
R3: 10% FW + 90% Feed		10.8234	10.8653
R3: 10% FW + 90% Feed		11.1085	11.0051
R4: 20% FW + 80% Feed		11.2994	10.357
R4: 20% FW + 80% Feed		11.1915	10.5936
R5: 20% FW + 80% Feed		10.7058	11.1254
R5: 20% FW + 80% Feed		11.2475	10.6265
R6: 50% FW + 50% Feed		10.804	10.7475
R6: 50% FW + 50% Feed		11.0966	11.0226
Feed	14.0142		
Feed	15.059		
Feed	10.6531		
Seed	10.7569		
Seed	10.7166		
Seed	10.6768		
Food Waste	9.2345		
Food Waste	9.1947		

Test	Thursday	Friday	Monday	Tuesday	Wednesday	Thursday	Friday
Date	28-Feb-13	1-Mar-13	4-Mar-13	5-Mar-13	6-Mar-13	7-Mar-13	8-Mar-13
Day	6	7	10	11	12	13	14

Weight Pan+Sample (g)

R1: 100% Feed (Control)	10.9182	11.0825			10.6159		10.885
R1: 100% Feed (Control)	9.451	10.9844			10.7107		11.1579
R2: 100% Feed (Control)							
R2: 100% Feed (Control)							
R2: 100% Food Waste	10.5961	11.0048			10.6416		10.7046
R2: 100% Food Waste	10.2477	11.0463			10.326		11.0087
R3: 10% FW + 90% Feed	10.8498	11.1399			10.6103		11.0088
R3: 10% FW + 90% Feed	10.9159	11.1225			11.1095		11.29
R4: 20% FW + 80% Feed	10.6696	10.9397			10.662		11.0685
R4: 20% FW + 80% Feed	11.0145	11.2628			10.6583		11.3326
R5: 20% FW + 80% Feed	10.8856	11.2823			10.653		10.8839
R5: 20% FW + 80% Feed	11.0505	10.7245			10.6549		10.3216
R6: 50% FW + 50% Feed	10.5671	10.7516			10.7642		10.6949
R6: 50% FW + 50% Feed	9.7601	11.1223			10.0174		11.2178
Feed					15.3341		
Feed					19.0256		
Feed							
Seed							
Seed							
Seed							
Food Waste							
Food Waste							

Test	Monday	Tuesday	Wednesday	Thursday	Friday	Monday	Tuesday
Date	11-Mar-13	12-Mar-13	13-Mar-13	14-Mar-13	15-Mar-13	18-Mar-13	19-Mar-13
Day	17	18	19	20	21	24	25

Weight Pan+Sample (g)

R1: 100% Feed (Control)	10.6341		10.603		10.223	11.8273	
R1: 100% Feed (Control)	10.057		10.4795		12.1642	14.5868	
R2: 100% Feed (Control)							
R2: 100% Feed (Control)							
R2: 100% Food Waste	10.6302		12.596		12.0428	12.0739	
R2: 100% Food Waste	9.9511		11.4795		12.5006	10.593	
R3: 10% FW + 90% Feed	10.9726		13.1532		10.1681	11.0828	
R3: 10% FW + 90% Feed	11.133		11.2918		10.8083	13.5279	
R4: 20% FW + 80% Feed	10.831		10.7049		11.0198	13.6242	
R4: 20% FW + 80% Feed	11.1843		10.5753		11.9448	13.482	
R5: 20% FW + 80% Feed	10.738		12.3844		12.6097	12.9847	
R5: 20% FW + 80% Feed	11.1316		12.4912		12.0637	13.372	
R6: 50% FW + 50% Feed	10.6885		12.984		14.0118	12.716	
R6: 50% FW + 50% Feed	11.0744		10.9723		12.9249	13.1873	
Feed		15.7082					18.7693
Feed		16.0864					17.1772
Feed							
Seed			11.9696				
Seed			14.2456				
Seed							
Food Waste	9.4959	15.4581					18.8547
Food Waste	10.2847	20.3085					18.4453

Test	Second SRT Starts							
	Wednesday 20-Mar-13 26	Thursday 21-Mar-13 27	Friday 22-Mar-13 28	Monday 25-Mar-13 31	Tuesday 26-Mar-13 32	Wednesday 27-Mar-13 33	Thursday 28-Mar-13 34	
Weight Pan+Sample (g)								
R1: 100% Feed (Control)	12.1271		11.0257	9.3128		13.7784		
R1: 100% Feed (Control)	13.7839		14.2228	12.2005		11.6316		
R2: 100% Feed (Control)								
R2: 100% Feed (Control)								
R2: 100% Food Waste	14.6708		14.1695	10.003		13.7233		
R2: 100% Food Waste	13.8348		14.8245	12.3045		17.6997		
R3: 10% FW + 90% Feed	12.3308		13.571	10.9435		15.1738		
R3: 10% FW + 90% Feed	13.594		12.4454	9.9105		16.1873		
R4: 20% FW + 80% Feed	14.112		11.8977	11.1903		16.4751		
R4: 20% FW + 80% Feed	16.1728		14.6862	10.265		15.4587		
R5: 20% FW + 80% Feed	13.9702		15.4586	10.7476		12.097		
R5: 20% FW + 80% Feed	14.2104		14.6687	10.4208		17.2251		
R6: 50% FW + 50% Feed	14.5948		17.5838	11.5602		15.6712		
R6: 50% FW + 50% Feed	16.9443		17.1348	11.753		16.0989		
Feed					15.8084			
Feed					22.3382			
Feed								
Seed								
Seed								
Seed								
Food Waste					15.8862			
Food Waste					15.2019			

Test	Friday	Monday	Tuesday	Wednesday	Thursday	Friday	Monday
Date	29-Mar-13	1-Apr-13	2-Apr-13	3-Apr-13	4-Apr-13	5-Apr-13	8-Apr-13
Day	35	38	39	40	41	42	45

Weight Pan+Sample (g)	Friday	Monday	Tuesday	Wednesday	Thursday	Friday	Monday
R1: 100% Feed (Control)	14.5251	16.9907		14.235		14.2078	14.409
R1: 100% Feed (Control)	16.7386	20.2046		15.4488		16.1732	15.3474
R2: 100% Feed (Control)							
R2: 100% Feed (Control)							
R2: 100% Food Waste	18.8669	16.5412		19.8577		16.6528	18.2647
R2: 100% Food Waste	14.2625	17.5202		16.8925		16.4507	17.7915
R3: 10% FW + 90% Feed	13.5565	17.7211		16.3299		16.0639	18.2935
R3: 10% FW + 90% Feed	15.2878	16.1786		13.9973		16.0843	15.2636
R4: 20% FW + 80% Feed	15.3419	17.1876		16.8205		15.7214	18.0325
R4: 20% FW + 80% Feed	11.8333	16.0734		15.7404		15.5027	15.8212
R5: 20% FW + 80% Feed	17.3147	15.5262		15.2897		19.1594	17.5566
R5: 20% FW + 80% Feed	14.3445	17.7353		15.7766		16.4523	16.5637
R6: 50% FW + 50% Feed	18.1448	18.0296		16.2096		18.5024	17.443
R6: 50% FW + 50% Feed	17.6015	21.022		18.183		17.8685	16.5592
Feed			16.8595				
Feed			21.6327				
Feed							
Seed							
Seed							
Seed							
Food Waste			15.0304				
Food Waste			15.2437				

Test	Tuesday	Wednesday	Thursday	Friday	Monday	Tuesday	Wednesday
Date	9-Apr-13	10-Apr-13	11-Apr-13	12-Apr-13	15-Apr-13	16-Apr-13	17-Apr-13
Day	46	47	48	49	52	53	54

Weight Pan+Sample (g)	Tuesday	Wednesday	Thursday	Friday	Monday	Tuesday	Wednesday
R1: 100% Feed (Control)		16.5581		17.1441	13.7759		16.5647
R1: 100% Feed (Control)		14.7571		15.9918	16.2199		16.9413
R2: 100% Feed (Control)							
R2: 100% Feed (Control)							
R2: 100% Food Waste		20.8749		16.036	17.4883		15.6286
R2: 100% Food Waste		20.3061		17.2088	17.0071		19.9726
R3: 10% FW + 90% Feed		18.1		16.2518	17.6224		17.6043
R3: 10% FW + 90% Feed		17.884		16.7835	17.1494		16.2751
R4: 20% FW + 80% Feed		16.9569		16.9076	17.0103		16.3092
R4: 20% FW + 80% Feed		20.0226		14.2965	20.9869		17.5246
R5: 20% FW + 80% Feed		17.421		18.4482	20.2004		18.4497
R5: 20% FW + 80% Feed		18.7377		17.6079	18.9318		21.4054
R6: 50% FW + 50% Feed		20.1678		19.5206	19.7506		18.527
R6: 50% FW + 50% Feed		19.6449		16.8954	18.5694		19.2989
Feed	23.8572					19.2018	
Feed	23.9569					22.881	
Feed							
Seed						15.1426	
Seed						16.66	
Seed							
Food Waste	20.4391					21.0452	
Food Waste	22.1014					24.6782	

Test	R2 Re-seeded	Friday	Monday	Tuesday	Wednesday	Thursday	Friday
Date	Thursday	19-Apr-13	22-Apr-13	23-Apr-13	24-Apr-13	25-Apr-13	26-Apr-13
Day	18-Apr-13	56	59	60	61	62	63
Weight Pan+Sample (g)							
R1: 100% Feed (Control)		15.8375			15.9675		16.9471
R1: 100% Feed (Control)		15.1088			17.3771		18.4483
R2: 100% Feed (Control)		18.6618			17.5133		19.0103
R2: 100% Feed (Control)		16.9724			15.8684		16.6352
R2: 100% Food Waste							
R2: 100% Food Waste							
R3: 10% FW + 90% Feed		15.8531			19.2423		16.9476
R3: 10% FW + 90% Feed		17.3456			17.0319		17.5008
R4: 20% FW + 80% Feed		17.4853			17.7994		17.4074
R4: 20% FW + 80% Feed		19.2102			21.0746		16.9686
R5: 20% FW + 80% Feed		18.8812			18.378		17.9409
R5: 20% FW + 80% Feed		16.5836			19.1135		16.1513
R6: 50% FW + 50% Feed		20.0498			17.5643		16.1393
R6: 50% FW + 50% Feed		19.557			18.7111		15.971
Feed				19.305			
Feed				18.4623			
Feed							
Seed							
Seed							
Seed							
Food Waste				15.8656			
Food Waste				18.4421			

Test	Monday	Tuesday	Wednesday	Thursday	Friday	SRT changed to 22 days	Tuesday
	29-Apr-13 66	30-Apr-13 67	1-May-13 68	2-May-13 69	3-May-13 70	6-May-13 73	7-May-13 74
Weight Pan+Sample (g)							
R1: 100% Feed (Control)	17.1284		20.1671		25.4146	20.0274	
R1: 100% Feed (Control)	19.0207		16.7899		24.6996	21.0048	
R2: 100% Feed (Control)	18.5086		17.7552		22.9405	20.0779	
R2: 100% Feed (Control)	17.596		19.7578		21.2778	20.4311	
R2: 100% Food Waste							
R2: 100% Food Waste							
R3: 10% FW + 90% Feed	20.3499		18.3314		21.4217	19.0655	
R3: 10% FW + 90% Feed	18.1718		15.9196		22.9732	20.0984	
R4: 20% FW + 80% Feed	21.3265		18.0288		21.0408	21.3223	
R4: 20% FW + 80% Feed	20.3648		19.3146		23.8723	18.4959	
R5: 20% FW + 80% Feed	19.5153		17.0448		22.5523	19.7258	
R5: 20% FW + 80% Feed	20.9311		18.418		21.4962	21.2378	
R6: 50% FW + 50% Feed	20.7823		18.6034		23.9945	22.291	
R6: 50% FW + 50% Feed	22.2558		19.2085		22.8614	22.4362	
Feed		22.9324					19.7745
Feed		25.5339					21.2453
Feed							
Seed							
Seed							
Seed							
Food Waste		21.6524					28.6255
Food Waste		24.4894					33.4571

Test	Wednesday	Thursday	Friday	Monday	Tuesday	Wednesday	Thursday
Date	8-May-13	9-May-13	10-May-13	13-May-13	14-May-13	15-May-13	16-May-13
Day	75	76	77	80	81	82	83

Weight Pan+Sample (g)	Wednesday	Thursday	Friday	Monday	Tuesday	Wednesday	Thursday
R1: 100% Feed (Control)	15.7698		16.6283	17.7968		17.6147	
R1: 100% Feed (Control)	17.5627		18.7007	16.2815		18.6284	
R2: 100% Feed (Control)	15.8927		18.0767	18.4781		19.4708	
R2: 100% Feed (Control)	19.3169		17.6191	19.9363		18.0448	
R2: 100% Food Waste							
R2: 100% Food Waste							
R3: 10% FW + 90% Feed	18.8911		17.5013	19.7227		17.4083	
R3: 10% FW + 90% Feed	20.7743		16.3506	19.3612		20.0469	
R4: 20% FW + 80% Feed	18.3005		18.1542	15.6866		19.7742	
R4: 20% FW + 80% Feed	19.3508		19.0153	20.0428		19.1762	
R5: 20% FW + 80% Feed	17.4423		20.0122	16.9863		22.0197	
R5: 20% FW + 80% Feed	19.6241		19.5606	19.6751		21.9837	
R6: 50% FW + 50% Feed	17.9993		17.1856	17.1045		21.7024	
R6: 50% FW + 50% Feed	18.5332		17.9597	20.6249		19.1038	
Feed					22.4394		
Feed					22.0986		
Feed							
Seed							
Seed							
Seed							
Food Waste					23.9841		
Food Waste					26.1981		

Test	Friday 17-May-13	Monday 20-May-13	Tuesday 21-May-13	Wednesday 22-May-13	Thursday 23-May-13	Friday 24-May-13	Monday 27-May-13
Date	84	87	88	89	90	91	94
Day							

Weight Pan+Sample (g)	Friday 17-May-13	Monday 20-May-13	Tuesday 21-May-13	Wednesday 22-May-13	Thursday 23-May-13	Friday 24-May-13	Monday 27-May-13
R1: 100% Feed (Control)	19.5989	20.9443		18.7383		19.2706	19.0074
R1: 100% Feed (Control)	18.6646	19.8474		16.7469		21.5774	20.7571
R2: 100% Feed (Control)	18.8895	21.2551		20.2431		22.4993	19.2687
R2: 100% Feed (Control)	17.7387	18.3531		20.7519		26.0043	19.3227
R2: 100% Food Waste							
R2: 100% Food Waste							
R3: 10% FW + 90% Feed	17.7573	19.3884		17.8989		20.0651	20.9959
R3: 10% FW + 90% Feed	17.7542	22.9654		18.9619		22.2409	20.1077
R4: 20% FW + 80% Feed	20.298	19.6008		20.1468		19.1086	23.5678
R4: 20% FW + 80% Feed	19.3474	20.6954		20.8998		18.4476	19.0263
R5: 20% FW + 80% Feed	18.834	21.3636		18.7224		22.1879	21.5154
R5: 20% FW + 80% Feed	21.2005	21.43		19.8187		21.7285	22.6908
R6: 50% FW + 50% Feed	21.0773	22.5714		18.1931		21.692	19.6517
R6: 50% FW + 50% Feed	20.0726	19.142		20.3927		23.1969	21.7814
Feed			21.7853				
Feed			19.9209				
Feed							
Seed							
Seed							
Seed							
Food Waste			25.5672				
Food Waste			24.3771				

Test	Tuesday	Wednesday	Thursday	Friday	Monday	Tuesday	Wednesday
Date	28-May-13	29-May-13	30-May-13	31-May-13	3-Jun-13	4-Jun-13	5-Jun-13
Day	95	96	97	98	101	102	103

Weight Pan+Sample (g)

R1: 100% Feed (Control)		16.9177		21.2377	20.3419		18.8924
R1: 100% Feed (Control)		17.3548		18.7502	20.9134		21.0166
R2: 100% Feed (Control)		18.915		21.1285	18.7519		18.54
R2: 100% Feed (Control)		18.526		20.6362	19.6535		21.8076
R2: 100% Food Waste							
R2: 100% Food Waste							
R3: 10% FW + 90% Feed		18.5869		21.1114	21.0714		21.5197
R3: 10% FW + 90% Feed		17.4453		19.9243	22.4136		19.6018
R4: 20% FW + 80% Feed		18.1999		20.0745	21.4856		19.2216
R4: 20% FW + 80% Feed		19.6642		17.5648	18.1072		19.1807
R5: 20% FW + 80% Feed		19.6587		19.5391	21.1681		22.376
R5: 20% FW + 80% Feed		19.2959		19.6002	21.7838		23.2646
R6: 50% FW + 50% Feed		18.2512		20.8228	21.6887		18.8131
R6: 50% FW + 50% Feed		16.8963		19.4829	20.9016		22.0195
Feed	22.0221					17.9198	
Feed	23.6514					25.9579	
Feed							
Seed							
Seed							
Seed							
Food Waste	20.6899					22.9763	
Food Waste	26.9556					26.4775	

Test	Thursday	Friday	Monday	Tuesday	Wednesday	Thursday	Friday
Date	6-Jun-13	7-Jun-13	10-Jun-13	11-Jun-13	12-Jun-13	13-Jun-13	14-Jun-13
Day	104	105	108	109	110	111	112

Weight Pan+Sample (g)

R1: 100% Feed (Control)	21.0298	36.7921			32.2974		19.9151
R1: 100% Feed (Control)	18.787	34.2883			36.2174		19.9236
R2: 100% Feed (Control)	23.0785	33.8315			36.1076		23.9714
R2: 100% Feed (Control)	18.2575	34.369			36.5643		18.4474
R2: 100% Food Waste							
R2: 100% Food Waste							
R3: 10% FW + 90% Feed	20.221	32.9132			37.7833		20.2908
R3: 10% FW + 90% Feed	19.571	35.1731			38.907		20.9534
R4: 20% FW + 80% Feed	20.4076	34.9995			34.7025		23.0656
R4: 20% FW + 80% Feed	19.5541	35.084			34.9076		16.7111
R5: 20% FW + 80% Feed	19.9226	38.3096			37.3058		18.37
R5: 20% FW + 80% Feed	21.7557	34.6542			34.045		19.936
R6: 50% FW + 50% Feed	21.7797	37.7385			33.8605		21.064
R6: 50% FW + 50% Feed	21.4089	32.6478			38.472		19.8458
Feed				20.9629			
Feed				22.1075			
Feed							
Seed							
Seed							
Seed							
Food Waste				23.1261			
Food Waste				23.5873			

Test	No Feeding/No Wasting						
	Monday 17-Jun-13	Tuesday 18-Jun-13	Wednesday 19-Jun-13	Thursday 20-Jun-13	Friday 21-Jun-13	Monday 24-Jun-13	Tuesday 25-Jun-13
Date Day	115	116	117	118	119	122	123

Weight Pan+Sample (g)							
R1: 100% Feed (Control)	30.8279		35.8865			35.2611	
R1: 100% Feed (Control)	34.7363		35.288			39.799	
R2: 100% Feed (Control)	31.7905		32.7967			33.709	
R2: 100% Feed (Control)	36.5426		36.2404			37.7513	
R2: 100% Food Waste							
R2: 100% Food Waste							
R3: 10% FW + 90% Feed	33.8708		36.2445			36.4002	
R3: 10% FW + 90% Feed	38.3382		37.1366			37.3249	
R4: 20% FW + 80% Feed	32.5419		40.805			34.6434	
R4: 20% FW + 80% Feed	35.0593		33.623			35.1378	
R5: 20% FW + 80% Feed	34.658		40.6988			33.2711	
R5: 20% FW + 80% Feed	37.3211		33.5515			31.9676	
R6: 50% FW + 50% Feed	37.6085		38.3029			33.2477	
R6: 50% FW + 50% Feed	36.5969		36.8866			39.7007	
Feed		31.337					32.875
Feed		34.9312					42.8218
Feed							
Seed							
Seed							
Seed							
Food Waste		40.6122					40.4066
Food Waste		40.1304					44.4882

Test	No Feeding/No Wasting						
	Wednesday 26-Jun-13 124	Thursday 27-Jun-13 125	Friday 28-Jun-13 126	Monday 1-Jul-13 129	Tuesday 2-Jul-13 130	Wednesday 3-Jul-13 131	Thursday 4-Jul-13 132

Weight Pan+Sample (g)	Wednesday 26-Jun-13 124	Thursday 27-Jun-13 125	Friday 28-Jun-13 126	Monday 1-Jul-13 129	Tuesday 2-Jul-13 130	Wednesday 3-Jul-13 131	Thursday 4-Jul-13 132
R1: 100% Feed (Control)	32.438		29.4826	27.9053		16.8302	
R1: 100% Feed (Control)	37.694		30.7988	27.3125		18.7789	
R2: 100% Feed (Control)	31.9125		32.929	35.2749		16.4728	
R2: 100% Feed (Control)	35.9203		27.7773	28.9412		16.3086	
R2: 100% Food Waste							
R2: 100% Food Waste							
R3: 10% FW + 90% Feed	35.1544		27.9496	35.6517		18.771	
R3: 10% FW + 90% Feed	35.632		30.5729	35.2127		19.8428	
R4: 20% FW + 80% Feed	36.2533		28.031	32.131		19.7375	
R4: 20% FW + 80% Feed	35.4097		32.7157	33.3792		18.2123	
R5: 20% FW + 80% Feed	29.014		32.3538	28.2331		19.8614	
R5: 20% FW + 80% Feed	27.2569		34.5382	29.3389		19.277	
R6: 50% FW + 50% Feed	39.9825		29.8284	32.4509		18.8443	
R6: 50% FW + 50% Feed	34.0001		34.0993	34.2788		19.3187	
Feed							
Feed							
Feed							
Seed							
Seed							
Seed							
Food Waste					19.7142		
Food Waste					21.248		

Test	No Feeding/No	No Feeding/No	No Feeding/No	Wednesday	Thursday	Friday	Monday
	Wasting	Wasting	Wasting				
Date	5-Jul-13	8-Jul-13	9-Jul-13	10-Jul-13	11-Jul-13	12-Jul-13	15-Jul-13
Day	133	136	137	138	139	140	143

Weight Pan+Sample (g)

R1: 100% Feed (Control)				17.2513		17.9887	18.1141
R1: 100% Feed (Control)				21.7661		17.771	20.2628
R2: 100% Feed (Control)				17.5285		20.0664	18.9798
R2: 100% Feed (Control)				19.9599		19.974	20.5716
R2: 100% Food Waste							
R2: 100% Food Waste							
R3: 10% FW + 90% Feed				21.0784		19.088	20.2202
R3: 10% FW + 90% Feed				19.4161		20.2504	21.1095
R4: 20% FW + 80% Feed				19.2477		19.2149	19.8321
R4: 20% FW + 80% Feed				19.3074		18.8643	20.5782
R5: 20% FW + 80% Feed				19.6875		17.6796	20.9069
R5: 20% FW + 80% Feed				19.2476		19.9578	22.358
R6: 50% FW + 50% Feed				21.8713		21.1549	22.1298
R6: 50% FW + 50% Feed				19.3973		20.3534	19.9825
Feed			19.0801				
Feed			19.8515				
Feed							
Seed							
Seed							
Seed							
Food Waste			23.9054				
Food Waste			22.9298				

Test	Tuesday	Wednesday	Thursday	Friday	Monday	Tuesday	Wednesday	Thursday	Friday
Date	16-Jul-13	17-Jul-13	18-Jul-13	19-Jul-13	22-Jul-13	23-Jul-13	24-Jul-13	25-Jul-13	26-Jul-13
Day	144	145	146	147	150	151	152	153	154

Weight Pan+Sample (g)

R1: 100% Feed (Control)		20.1403		16.7576	17.2443		19.9894		21.235
R1: 100% Feed (Control)		20.8272		20.4615	20.7929		20.0791		20.241
R2: 100% Feed (Control)		17.9028		21.1731	20.1212		19.5106		18.8952
R2: 100% Feed (Control)		17.6105		21.3723	19.197		21.0484		20.2919
R2: 100% Food Waste									
R2: 100% Food Waste									
R3: 10% FW + 90% Feed		20.2042		19.908	21.8548		20.474		19.8927
R3: 10% FW + 90% Feed		22.3079		19.216	20.8962		21.3681		19.7537
R4: 20% FW + 80% Feed		21.8484		18.9275	17.6832		19.9829		19.6634
R4: 20% FW + 80% Feed		19.8886		18.3507	20.4302		20.2603		19.5743
R5: 20% FW + 80% Feed		19.513		21.8344	19.5049		18.0985		19.7561
R5: 20% FW + 80% Feed		24.286		20.0963	20.0001		20.0533		19.7174
R6: 50% FW + 50% Feed		17.9248		19.0037	18.4035		19.1885		19.1958
R6: 50% FW + 50% Feed		22.3315		22.4062	21.6815		20.6708		19.6524
Feed	20.8245					22.3948			
Feed	21.8274					22.7071			
Feed									
Seed									
Seed									
Seed									
Food Waste	24.3415					22.8096			
Food Waste	23.6496					25.0378			

Test
Date
Day

TSVS

Friday
22-Feb-13
0

Tuesday
26-Feb-13
4

Wednesday
27-Feb-13
5

105 Degree (g)

R1: 100% Feed (Control)		1.1863	1.127
R1: 100% Feed (Control)		1.1835	1.1069
R2: 100% Feed (Control)			
R2: 100% Feed (Control)			
R2: 100% Food Waste		1.1292	1.2551
R2: 100% Food Waste		1.0722	1.2703
R3: 10% FW + 90% Feed		1.1155	1.0808
R3: 10% FW + 90% Feed		1.0754	1.1211
R4: 20% FW + 80% Feed		1.1993	1.2152
R4: 20% FW + 80% Feed		1.1748	1.2134
R5: 20% FW + 80% Feed		1.1353	1.1776
R5: 20% FW + 80% Feed		1.1738	1.1681
R6: 50% FW + 50% Feed		1.118	1.1896
R6: 50% FW + 50% Feed		1.1239	1.1669
Feed	1.7172		
Feed	1.7557		
Feed	1.3719		
Seed	1.2395		
Seed	1.234		
Seed	1.2633		
Food Waste	2.1161		
Food Waste	2.0659		

Test

Date

Day

Thursday	Friday	Monday	Tuesday	Wednesday	Thursday	Friday
28-Feb-13	1-Mar-13	4-Mar-13	5-Mar-13	6-Mar-13	7-Mar-13	8-Mar-13
6	7	10	11	12	13	14

105 Degree (g)

R1: 100% Feed (Control)	1.166	1.1934		1.1716		1.2099
R1: 100% Feed (Control)	1.1329	1.1638		1.1733		1.2088
R2: 100% Feed (Control)						
R2: 100% Feed (Control)						
R2: 100% Food Waste	1.2633	1.223		1.2473		1.2577
R2: 100% Food Waste	1.2137	1.2313		1.252		1.2695
R3: 10% FW + 90% Feed	1.1377	1.1291		1.2527		1.2073
R3: 10% FW + 90% Feed	1.1373	1.1311		1.2118		1.1943
R4: 20% FW + 80% Feed	1.1668	1.2313		1.2137		1.2138
R4: 20% FW + 80% Feed	1.1763	1.1957		1.1869		1.2218
R5: 20% FW + 80% Feed	1.1708	1.1391		1.1828		1.2341
R5: 20% FW + 80% Feed	1.1687	1.2067		1.1863		1.2018
R6: 50% FW + 50% Feed	1.2361	1.2084		1.2506		1.2863
R6: 50% FW + 50% Feed	1.2362	1.2381		1.2232		1.2161
Feed			1.8779			
Feed			2.0547			
Feed						
Seed						
Seed						
Seed						
Food Waste						
Food Waste						

Test	Monday	Tuesday	Wednesday	Thursday	Friday	Monday	Tuesday
Date	11-Mar-13	12-Mar-13	13-Mar-13	14-Mar-13	15-Mar-13	18-Mar-13	19-Mar-13
Day	17	18	19	20	21	24	25

105 Degree (g)

R1: 100% Feed (Control)	1.1887		1.2196		1.2229	1.2283	
R1: 100% Feed (Control)	1.2032		1.2103		1.2785	1.3281	
R2: 100% Feed (Control)							
R2: 100% Feed (Control)							
R2: 100% Food Waste	1.2438		1.321		1.2897	1.3245	
R2: 100% Food Waste	1.243		1.2866		1.2943	1.2607	
R3: 10% FW + 90% Feed	1.1726		1.3052		1.2024	1.2728	
R3: 10% FW + 90% Feed	1.132		1.2465		1.2101	1.3013	
R4: 20% FW + 80% Feed	1.1528		1.2375		1.2312	1.2957	
R4: 20% FW + 80% Feed	1.1237		1.2354		1.2104	1.2656	
R5: 20% FW + 80% Feed	1.195		1.2422		1.2128	1.2834	
R5: 20% FW + 80% Feed	1.2128		1.2594		1.2647	1.2818	
R6: 50% FW + 50% Feed	1.2237		1.2637		1.3258	1.2791	
R6: 50% FW + 50% Feed	1.2439		1.257		1.2911	1.2824	
Feed		1.6086					2.0402
Feed		1.62					1.9402
Feed							
Seed			1.2501				
Seed			1.3069				
Seed							
Food Waste	2.2872	3.1894					3.2836
Food Waste	2.3996	3.9355					3.2563

Test	Second SRT Starts						
	Wednesday 20-Mar-13 26	Thursday 21-Mar-13 27	Friday 22-Mar-13 28	Monday 25-Mar-13 31	Tuesday 26-Mar-13 32	Wednesday 27-Mar-13 33	Thursday 28-Mar-13 34
105 Degree (g)							
R1: 100% Feed (Control)	1.2407		1.2476	1.2424		1.3083	
R1: 100% Feed (Control)	1.2841		1.308	1.2526		1.2805	
R2: 100% Feed (Control)							
R2: 100% Feed (Control)							
R2: 100% Food Waste	1.4065		1.4254	1.2402		1.3638	
R2: 100% Food Waste	1.3885		1.4124	1.3042		1.5417	
R3: 10% FW + 90% Feed	1.2733		1.3097	1.1968		1.3864	
R3: 10% FW + 90% Feed	1.3076		1.312	1.1971		1.4119	
R4: 20% FW + 80% Feed	1.2903		1.2372	1.2189		1.3286	
R4: 20% FW + 80% Feed	1.3492		1.2872	1.1997		1.3354	
R5: 20% FW + 80% Feed	1.2918		1.364	1.1802		1.2835	
R5: 20% FW + 80% Feed	1.2801		1.2956	1.2052		1.3655	
R6: 50% FW + 50% Feed	1.3239		1.4095	1.2181		1.3595	
R6: 50% FW + 50% Feed	1.4068		1.3759	1.2555		1.3792	
Feed					1.6806		
Feed					2.016		
Feed							
Seed							
Seed							
Seed							
Food Waste					2.8767		
Food Waste					2.8078		

Test	Friday	Monday	Tuesday	Wednesday	Thursday	Friday	Monday
Date	29-Mar-13	1-Apr-13	2-Apr-13	3-Apr-13	4-Apr-13	5-Apr-13	8-Apr-13
Day	35	38	39	40	41	42	45

105 Degree (g)

R1: 100% Feed (Control)	1.3406	1.3648		1.3146		1.3287	1.3532
R1: 100% Feed (Control)	1.4225	1.4537		1.3407		1.3651	1.3625
R2: 100% Feed (Control)							
R2: 100% Feed (Control)							
R2: 100% Food Waste	1.6268	1.5066		1.7086		1.657	1.7638
R2: 100% Food Waste	1.4657	1.5266		1.624		1.6398	1.7459
R3: 10% FW + 90% Feed	1.3068	1.3653		1.3706		1.3784	1.4866
R3: 10% FW + 90% Feed	1.3675	1.336		1.3066		1.3601	1.3679
R4: 20% FW + 80% Feed	1.3679	1.4072		1.3824		1.3532	1.4199
R4: 20% FW + 80% Feed	1.2755	1.342		1.339		1.3319	1.3576
R5: 20% FW + 80% Feed	1.4176	1.3371		1.3436		1.4014	1.4289
R5: 20% FW + 80% Feed	1.3472	1.3906		1.3464		1.3606	1.408
R6: 50% FW + 50% Feed	1.4553	1.4143		1.3393		1.4118	1.4271
R6: 50% FW + 50% Feed	1.403	1.4962		1.4094		1.375	1.4001
Feed			1.9081				
Feed			2.1678				
Feed							
Seed							
Seed							
Seed							
Food Waste			2.7731				
Food Waste			2.7929				

Test**Date
Day**

Tuesday	Wednesday	Thursday	Friday	Monday	Tuesday	Wednesday
9-Apr-13	10-Apr-13	11-Apr-13	12-Apr-13	15-Apr-13	16-Apr-13	17-Apr-13
46	47	48	49	52	53	54

105 Degree (g)

R1: 100% Feed (Control)		1.3388		1.3437	1.2442		1.3111
R1: 100% Feed (Control)		1.2853		1.3388	1.3177		1.3249
R2: 100% Feed (Control)							
R2: 100% Feed (Control)							
R2: 100% Food Waste		2.0929		1.8539	2.0748		2.2588
R2: 100% Food Waste		2.051		1.9461	2.0548		2.6634
R3: 10% FW + 90% Feed		1.3993		1.3568	1.342		1.3931
R3: 10% FW + 90% Feed		1.4115		1.3759	1.3458		1.3646
R4: 20% FW + 80% Feed		1.3531		1.3636	1.3401		1.335
R4: 20% FW + 80% Feed		1.4029		1.2831	1.4352		1.3781
R5: 20% FW + 80% Feed		1.3482		1.3884	1.4208		1.4148
R5: 20% FW + 80% Feed		1.401		1.4162	1.4061		1.4831
R6: 50% FW + 50% Feed		1.4591		1.463	1.4217		1.4344
R6: 50% FW + 50% Feed		1.4475		1.412	1.4048		1.4278
Feed	2.3327					1.9524	
Feed	2.3592					2.1628	
Feed							
Seed						1.3782	
Seed						1.4308	
Seed							
Food Waste	3.4263					5.0338	
Food Waste	3.6205					5.8153	

Test	R2 Re-seeded	Friday	Monday	Tuesday	Wednesday	Thursday	Friday
Date	Thursday	19-Apr-13	22-Apr-13	23-Apr-13	24-Apr-13	25-Apr-13	26-Apr-13
Day	55	56	59	60	61	62	63
105 Degree (g)							
R1: 100% Feed (Control)		1.2959			1.3203		1.3472
R1: 100% Feed (Control)		1.3302			1.3519		1.3854
R2: 100% Feed (Control)		1.3507			1.3594		1.3827
R2: 100% Feed (Control)		1.2916			1.3307		1.3331
R2: 100% Food Waste							
R2: 100% Food Waste							
R3: 10% FW + 90% Feed		1.3291			1.3987		1.2928
R3: 10% FW + 90% Feed		1.3823			1.3336		1.3195
R4: 20% FW + 80% Feed		1.356			1.3754		1.3822
R4: 20% FW + 80% Feed		1.4194			1.4612		1.3418
R5: 20% FW + 80% Feed		1.3943			1.4289		1.3552
R5: 20% FW + 80% Feed		1.3609			1.4391		1.3308
R6: 50% FW + 50% Feed		1.4556			1.4356		1.3408
R6: 50% FW + 50% Feed		1.4413			1.4388		1.3471
Feed				1.9356			
Feed				1.9058			
Feed							
Seed							
Seed							
Seed							
Food Waste				3.7916			
Food Waste				4.2904			

Test	Monday	Tuesday	Wednesday	Thursday	Friday	SRT changed to 22 days	Tuesday
	29-Apr-13 66	30-Apr-13 67	1-May-13 68	2-May-13 69	3-May-13 70	6-May-13 73	7-May-13 74
105 Degree (g)							
R1: 100% Feed (Control)	1.3313		1.4358		1.4295	1.3788	
R1: 100% Feed (Control)	1.3704		1.3176		1.4768	1.4053	
R2: 100% Feed (Control)	1.3769		1.3954		1.4225	1.4262	
R2: 100% Feed (Control)	1.3696		1.4511		1.416	1.4312	
R2: 100% Food Waste							
R2: 100% Food Waste							
R3: 10% FW + 90% Feed	1.4186		1.3943		1.4093	1.4405	
R3: 10% FW + 90% Feed	1.3812		1.3273		1.4404	1.4353	
R4: 20% FW + 80% Feed	1.4471		1.3798		1.4477	1.482	
R4: 20% FW + 80% Feed	1.3842		1.3972		1.4961	1.4279	
R5: 20% FW + 80% Feed	1.3896		1.4059		1.4659	1.4385	
R5: 20% FW + 80% Feed	1.4545		1.4056		1.4543	1.4536	
R6: 50% FW + 50% Feed	1.4287		1.3807		1.5779	1.5217	
R6: 50% FW + 50% Feed	1.4801		1.4170		1.4893	1.5408	
Feed		1.9929					1.6789
Feed		2.0874					1.7066
Feed							
Seed							
Seed							
Seed							
Food Waste		4.6084					5.383
Food Waste		5.1331					6.1653

Test	Wednesday	Thursday	Friday	Monday	Tuesday	Wednesday	Thursday
Date	8-May-13	9-May-13	10-May-13	13-May-13	14-May-13	15-May-13	16-May-13
Day	75	76	77	80	81	82	83

105 Degree (g)

R1: 100% Feed (Control)	1.3072		1.2814	1.3575		1.2818	
R1: 100% Feed (Control)	1.3167		1.3481	1.3504		1.3700	
R2: 100% Feed (Control)	1.2823		1.3753	1.3831		1.3591	
R2: 100% Feed (Control)	1.3549		1.3539	1.3904		1.3269	
R2: 100% Food Waste							
R2: 100% Food Waste							
R3: 10% FW + 90% Feed	1.4137		1.3807	1.3765		1.3533	
R3: 10% FW + 90% Feed	1.4409		1.3651	1.4038		1.3963	
R4: 20% FW + 80% Feed	1.3858		1.3512	1.3205		1.3559	
R4: 20% FW + 80% Feed	1.4224		1.4126	1.4282		1.4196	
R5: 20% FW + 80% Feed	1.3611		1.4647	1.3685		1.4899	
R5: 20% FW + 80% Feed	1.4271		1.4639	1.402		1.4766	
R6: 50% FW + 50% Feed	1.4375		1.407	1.4034		1.504	
R6: 50% FW + 50% Feed	1.4637		1.4037	1.4796		1.4148	
Feed					1.9978		
Feed					1.931		
Feed							
Seed							
Seed							
Seed							
Food Waste					4.6199		
Food Waste					5.0028		

Test	Friday	Monday	Tuesday	Wednesday	Thursday	Friday	Monday
Date	17-May-13	20-May-13	21-May-13	22-May-13	23-May-13	24-May-13	27-May-13
Day	84	87	88	89	90	91	94

105 Degree (g)

R1: 100% Feed (Control)	1.3469	1.3429		1.3718		1.3699	1.3316
R1: 100% Feed (Control)	1.358	1.355		1.3375		1.3893	1.3852
R2: 100% Feed (Control)	1.309	1.3746		1.4905		1.4214	1.4194
R2: 100% Feed (Control)	1.3391	1.3314		1.4164		1.4943	1.3847
R2: 100% Food Waste							
R2: 100% Food Waste							
R3: 10% FW + 90% Feed	1.3556	1.4321		1.3758		1.4503	1.3951
R3: 10% FW + 90% Feed	1.4114	1.4408		1.4241		1.4673	1.3544
R4: 20% FW + 80% Feed	1.4119	1.3838		1.415		1.3742	1.4535
R4: 20% FW + 80% Feed	1.4068	1.4018		1.4675		1.4308	1.3793
R5: 20% FW + 80% Feed	1.4085	1.439		1.4454		1.4466	1.4491
R5: 20% FW + 80% Feed	1.435	1.4577		1.5017		1.4879	1.4667
R6: 50% FW + 50% Feed	1.489	1.464		1.4122		1.5285	1.4306
R6: 50% FW + 50% Feed	1.4669	1.3749		1.5284		1.5599	1.4809
Feed			1.981				
Feed			1.9101				
Feed							
Seed							
Seed							
Seed							
Food Waste			5.4006				
Food Waste			5.2882				

Test	Tuesday	Wednesday	Thursday	Friday	Monday	Tuesday	Wednesday
Date	28-May-13	29-May-13	30-May-13	31-May-13	3-Jun-13	4-Jun-13	5-Jun-13
Day	95	96	97	98	101	102	103

105 Degree (g)

R1: 100% Feed (Control)		1.2966		1.4049	1.3885		1.3475
R1: 100% Feed (Control)		1.3159		1.3827	1.3726		1.3757
R2: 100% Feed (Control)		1.3686		1.4312	1.3832		1.3554
R2: 100% Feed (Control)		1.3277		1.4042	1.3902		1.3954
R2: 100% Food Waste							
R2: 100% Food Waste							
R3: 10% FW + 90% Feed		1.3466		1.437	1.4636		1.4971
R3: 10% FW + 90% Feed		1.3834		1.4117	1.4706		1.3976
R4: 20% FW + 80% Feed		1.38		1.368	1.4531		1.4206
R4: 20% FW + 80% Feed		1.4458		1.3112	1.3719		1.3852
R5: 20% FW + 80% Feed		1.3683		1.421	1.4828		1.4799
R5: 20% FW + 80% Feed		1.4377		1.4548	1.4446		1.4954
R6: 50% FW + 50% Feed		1.4276		1.4837	1.4931		1.4047
R6: 50% FW + 50% Feed		1.402		1.4914	1.4688		1.501
Feed	2.0948					2.0558	
Feed	2.1381					2.5678	
Feed							
Seed							
Seed							
Seed							
Food Waste	4.1062					4.4326	
Food Waste	5.161					5.0361	

Test	Thursday	Friday	Monday	Tuesday	Wednesday	Thursday	Friday
Date	6-Jun-13	7-Jun-13	10-Jun-13	11-Jun-13	12-Jun-13	13-Jun-13	14-Jun-13
Day	104	105	108	109	110	111	112

105 Degree (g)

R1: 100% Feed (Control)	1.4133	2.8716			2.8355		1.4713
R1: 100% Feed (Control)	1.3735	2.7687			2.8808		1.4811
R2: 100% Feed (Control)	1.4853	2.7684			2.865		1.5255
R2: 100% Feed (Control)	1.3873	2.8002			2.9242		1.3486
R2: 100% Food Waste							
R2: 100% Food Waste							
R3: 10% FW + 90% Feed	1.4199	2.9074			3.0427		1.4388
R3: 10% FW + 90% Feed	1.4539	2.9654			3.0865		1.514
R4: 20% FW + 80% Feed	1.4542	2.8772			2.908		1.5215
R4: 20% FW + 80% Feed	1.4235	2.8397			2.9506		1.3868
R5: 20% FW + 80% Feed	1.4237	2.9397			3.009		1.4454
R5: 20% FW + 80% Feed	1.4567	2.8486			2.9671		1.4595
R6: 50% FW + 50% Feed	1.5828	2.9953			3.0196		1.5174
R6: 50% FW + 50% Feed	1.5384	2.887			3.0486		1.5076
Feed				2.3873			
Feed				2.4128			
Feed							
Seed							
Seed							
Seed							
Food Waste				4.4613			
Food Waste				4.5006			

Test	No Feeding/No Wasting						
	Monday 17-Jun-13	Tuesday 18-Jun-13	Wednesday 19-Jun-13	Thursday 20-Jun-13	Friday 21-Jun-13	Monday 24-Jun-13	Tuesday 25-Jun-13
Date Day	115	116	117	118	119	122	123

105 Degree (g)

R1: 100% Feed (Control)	2.8136		2.9191			2.8479	
R1: 100% Feed (Control)	2.9733		2.9527			2.9224	
R2: 100% Feed (Control)	2.7633		2.8682			2.8143	
R2: 100% Feed (Control)	2.9036		2.8898			2.964	
R2: 100% Food Waste							
R2: 100% Food Waste							
R3: 10% FW + 90% Feed	2.9417		2.9892			3.0072	
R3: 10% FW + 90% Feed	3.0214		3.0173			2.9845	
R4: 20% FW + 80% Feed	2.8637		3.1153			2.9393	
R4: 20% FW + 80% Feed	2.9296		2.9552			2.8744	
R5: 20% FW + 80% Feed	2.967		3.2449			2.941	
R5: 20% FW + 80% Feed	3.0256		2.9552			2.9275	
R6: 50% FW + 50% Feed	3.0238		3.082			2.9313	
R6: 50% FW + 50% Feed	2.9731		3.0574			3.0981	
Feed		3.5863					3.7214
Feed		3.9054					4.1189
Feed							
Seed							
Seed							
Seed							
Food Waste		8.6462					8.1958
Food Waste		8.3984					8.9665

Test	No Feeding/No Wasting						
	Wednesday 26-Jun-13	Thursday 27-Jun-13	Friday 28-Jun-13	Monday 1-Jul-13	Tuesday 2-Jul-13	Wednesday 3-Jul-13	Thursday 4-Jul-13
Date Day	124	125	126	129	130	131	132

105 Degree (g)

R1: 100% Feed (Control)	2.8488		2.7001	2.644		1.3318	
R1: 100% Feed (Control)	2.9152		2.8402	2.6825		1.4404	
R2: 100% Feed (Control)	2.8844		2.8525	2.8163		1.3765	
R2: 100% Feed (Control)	2.9718		2.6686	2.7052		1.3794	
R2: 100% Food Waste							
R2: 100% Food Waste							
R3: 10% FW + 90% Feed	2.9902		2.7197	2.8789		1.463	
R3: 10% FW + 90% Feed	2.9862		2.8838	2.8735		1.4891	
R4: 20% FW + 80% Feed	3.0372		2.8049	2.8861		1.459	
R4: 20% FW + 80% Feed	2.9831		2.8843	2.9208		1.3998	
R5: 20% FW + 80% Feed	3.0091		2.9776	2.77		1.487	
R5: 20% FW + 80% Feed	2.8932		3.1114	2.8454		1.4738	
R6: 50% FW + 50% Feed	3.21		2.8746	2.8976		1.4621	
R6: 50% FW + 50% Feed	3.0539		3.0256	2.9858		1.4746	
Feed							
Feed							
Feed							
Seed							
Seed							
Seed							
Food Waste					3.8322		
Food Waste					4.0732		

Test	No Feeding/No	No Feeding/No	No Feeding/No	Wednesday	Thursday	Friday	Monday
	Wasting	Wasting	Wasting				
Date	Friday	Monday	Tuesday	10-Jul-13	11-Jul-13	12-Jul-13	15-Jul-13
Day	133	136	137	138	139	140	143

105 Degree (g)

R1: 100% Feed (Control)				1.3175		1.3923	1.3389
R1: 100% Feed (Control)				1.4772		1.3848	1.3731
R2: 100% Feed (Control)				1.3889		1.4418	1.3464
R2: 100% Feed (Control)				1.3587		1.4137	1.3909
R2: 100% Food Waste							
R2: 100% Food Waste							
R3: 10% FW + 90% Feed				1.4215		1.4351	1.3875
R3: 10% FW + 90% Feed				1.376		1.3941	1.396
R4: 20% FW + 80% Feed				1.3509		1.4741	1.4602
R4: 20% FW + 80% Feed				1.3313		1.3895	1.4548
R5: 20% FW + 80% Feed				1.4293		1.4156	1.455
R5: 20% FW + 80% Feed				1.4205		1.479	1.4551
R6: 50% FW + 50% Feed				1.4897		1.4769	1.4937
R6: 50% FW + 50% Feed				1.4878		1.5101	1.4904
Feed			1.853				
Feed			1.8887				
Feed							
Seed							
Seed							
Seed							
Food Waste			4.478				
Food Waste			4.3187				

Test	Tuesday	Wednesday	Thursday	Friday	Monday	Tuesday	Wednesday	Thursday	Friday
Date	16-Jul-13	17-Jul-13	18-Jul-13	19-Jul-13	22-Jul-13	23-Jul-13	24-Jul-13	25-Jul-13	26-Jul-13
Day	144	145	146	147	150	151	152	153	154

105 Degree (g)

R1: 100% Feed (Control)		1.3874		1.3231	1.3146		1.4289		1.4053
R1: 100% Feed (Control)		1.4135		1.3959	1.3926		1.4236		1.3673
R2: 100% Feed (Control)		1.3334		1.3931	1.388		1.3693		1.3441
R2: 100% Feed (Control)		1.3176		1.4096	1.3599		1.4091		1.3812
R2: 100% Food Waste									
R2: 100% Food Waste									
R3: 10% FW + 90% Feed		1.4228		1.3792	1.4635		1.4322		1.3676
R3: 10% FW + 90% Feed		1.4614		1.3631	1.4411		1.4229		1.3492
R4: 20% FW + 80% Feed		1.4809		1.3857	1.3701		1.4339		1.4223
R4: 20% FW + 80% Feed		1.4545		1.3694	1.4146		1.4181		1.4432
R5: 20% FW + 80% Feed		1.527		1.5409	1.4602		1.4372		1.4895
R5: 20% FW + 80% Feed		1.6074		1.5049	1.432		1.4834		1.4969
R6: 50% FW + 50% Feed		1.4469		1.4976	1.4124		1.5131		1.4795
R6: 50% FW + 50% Feed		1.5593		1.5771	1.506		1.5476		1.5196
Feed	1.9426					2.0222			
Feed	1.9903					2.0525			
Feed									
Seed									
Seed									
Seed									
Food Waste	4.527					4.4319			
Food Waste	4.4711					4.7999			

Test

TSVS

Date
Day

Friday
22-Feb-13
0

Tuesday
26-Feb-13
4

Wednesday
27-Feb-13
5

550 Degree (g)

R1: 100% Feed (Control)		1.0801	1.0317
R1: 100% Feed (Control)		1.0762	1.009
R2: 100% Feed (Control)			
R2: 100% Feed (Control)			
R2: 100% Food Waste		1.0679	1.0956
R2: 100% Food Waste		1.006	1.0798
R3: 10% FW + 90% Feed		1.0575	1.016
R3: 10% FW + 90% Feed		1.0157	1.0569
R4: 20% FW + 80% Feed		1.0745	1.0848
R4: 20% FW + 80% Feed		1.0532	1.0882
R5: 20% FW + 80% Feed		1.0351	1.0648
R5: 20% FW + 80% Feed		1.071	1.061
R6: 50% FW + 50% Feed		1.0356	1.0751
R6: 50% FW + 50% Feed		1.0407	1.0496
Feed	1.1124		
Feed	1.1010		
Feed	1.0286		
Seed	1.0779		
Seed	1.0743		
Seed	1.1064		
Food Waste	1.0854		
Food Waste	1.0272		

Test

**Date
Day**

Thursday	Friday	Monday	Tuesday	Wednesday	Thursday	Friday
28-Feb-13	1-Mar-13	4-Mar-13	5-Mar-13	6-Mar-13	7-Mar-13	8-Mar-13
6	7	10	11	12	13	14

550 Degree (g)

R1: 100% Feed (Control)	1.0454	1.067		1.0429		1.0924
R1: 100% Feed (Control)	1.0236	1.0405		1.0452		1.0889
R2: 100% Feed (Control)						
R2: 100% Feed (Control)						
R2: 100% Food Waste	1.0979	1.0707				1.0859
R2: 100% Food Waste	1.052	1.0765		1.0891		1.091
R3: 10% FW + 90% Feed	1.0343	1.0487		1.0945		1.1089
R3: 10% FW + 90% Feed	1.0336	1.0489		1.0462		1.094
R4: 20% FW + 80% Feed	1.0381	1.1033		1.0765		1.0979
R4: 20% FW + 80% Feed	1.0438	1.0614		1.0483		1.0976
R5: 20% FW + 80% Feed	1.051	1.0293		1.0609		1.1087
R5: 20% FW + 80% Feed	1.0448	1.1026		1.0646		1.0868
R6: 50% FW + 50% Feed	1.0681	1.0573		1.0812		1.1221
R6: 50% FW + 50% Feed	1.0838	1.0821		1.064		1.0397
Feed			1.1561			
Feed			1.1586			
Feed						
Seed						
Seed						
Seed						
Food Waste						
Food Waste						

Test	Monday	Tuesday	Wednesday	Thursday	Friday	Monday	Tuesday
Date	11-Mar-13	12-Mar-13	13-Mar-13	14-Mar-13	15-Mar-13	18-Mar-13	19-Mar-13
Day	17	18	19	20	21	24	25

550 Degree (g)

R1: 100% Feed (Control)	1.0327		1.0647		1.0757	1.0524	
R1: 100% Feed (Control)	1.0593		1.0552		1.1021	1.1154	
R2: 100% Feed (Control)							
R2: 100% Feed (Control)							
R2: 100% Food Waste	1.0811				1.0742	1.1268	
R2: 100% Food Waste	1.0946		1.0872		1.0671	1.0888	
R3: 10% FW + 90% Feed	1.0734		1.0952		1.0504	1.1153	
R3: 10% FW + 90% Feed	1.0321		1.0669		1.0454	1.1065	
R4: 20% FW + 80% Feed	1.0691				1.0817	1.1104	
R4: 20% FW + 80% Feed	1.0359		1.0913		1.0453	1.0842	
R5: 20% FW + 80% Feed	1.0671				1.0334	1.1044	
R5: 20% FW + 80% Feed	1.0817		1.0723		1.091	1.0998	
R6: 50% FW + 50% Feed	1.067		1.0574		1.1063	1.093	
R6: 50% FW + 50% Feed	1.0813		1.0875		1.0919	1.088	
Feed		1.0841					1.1593
Feed		1.0935					1.138
Feed							
Seed							
Seed			1.0845				
Seed							
Food Waste	1.1145	1.2231					1.1649
Food Waste	1.0942	1.3319					1.1819

Test	Second SRT Starts							
	Wednesday 20-Mar-13 26	Thursday 21-Mar-13 27	Friday 22-Mar-13 28	Monday 25-Mar-13 31	Tuesday 26-Mar-13 32	Wednesday 27-Mar-13 33	Thursday 28-Mar-13 34	
550 Degree (g)								
R1: 100% Feed (Control)	1.0667		1.0921	1.1155		1.1034		
R1: 100% Feed (Control)	1.0852		1.1018	1.079		1.108		
R2: 100% Feed (Control)								
R2: 100% Feed (Control)								
R2: 100% Food Waste	1.1133		1.1447	1.0683		1.0652		
R2: 100% Food Waste	1.1111		1.1159	1.0872		1.1401		
R3: 10% FW + 90% Feed	1.0926		1.1074	1.0401		1.1553		
R3: 10% FW + 90% Feed	1.105		1.1291	1.0575		1.1626		
R4: 20% FW + 80% Feed	1.0943		1.0723	1.069		1.0883		
R4: 20% FW + 80% Feed	1.1249		1.0803	1.0641		1.1092		
R5: 20% FW + 80% Feed	1.0943		1.1395	1.0323		1.0873		
R5: 20% FW + 80% Feed	1.0782		1.0816	1.064		1.0992		
R6: 50% FW + 50% Feed	1.1009		1.1355	1.0532		1.1178		
R6: 50% FW + 50% Feed	1.1418		1.1086	1.0867		1.1309		
Feed					1.0654			
Feed					1.1302			
Feed								
Seed								
Seed								
Seed								
Food Waste					1.136			
Food Waste					1.1522			

Test	Friday	Monday	Tuesday	Wednesday	Thursday	Friday	Monday
Date	29-Mar-13	1-Apr-13	2-Apr-13	3-Apr-13	4-Apr-13	5-Apr-13	8-Apr-13
Day	35	38	39	40	41	42	45

550 Degree (g)

R1: 100% Feed (Control)	1.1187	1.1223		1.1073		1.1247	1.1418
R1: 100% Feed (Control)	1.1501	1.1646		1.1157		1.1328	1.1304
R2: 100% Feed (Control)							
R2: 100% Feed (Control)							
R2: 100% Food Waste	1.1691	1.1351		1.1468		1.1571	1.1555
R2: 100% Food Waste	1.1355	1.1265		1.1625		1.1407	1.1739
R3: 10% FW + 90% Feed	1.107	1.1068		1.1244		1.1432	1.1925
R3: 10% FW + 90% Feed	1.1406	1.1028		1.0984		1.1218	1.1283
R4: 20% FW + 80% Feed	1.1464	1.1712		1.1304		1.1186	1.1424
R4: 20% FW + 80% Feed	1.1063	1.1211		1.1025		1.0996	1.1143
R5: 20% FW + 80% Feed	1.1508	1.1146		1.1167		1.1111	1.1399
R5: 20% FW + 80% Feed	1.1287	1.135		1.1121		1.1157	1.1474
R6: 50% FW + 50% Feed	1.1755	1.1531		1.0898		1.1207	1.1456
R6: 50% FW + 50% Feed	1.1295	1.1858		1.1275		1.0926	1.1278
Feed			1.1591				
Feed			1.179				
Feed							
Seed							
Seed							
Seed							
Food Waste			1.1154				
Food Waste			1.1081				

Test**Date**
Day

Tuesday	Wednesday	Thursday	Friday	Monday	Tuesday	Wednesday
9-Apr-13	10-Apr-13	11-Apr-13	12-Apr-13	15-Apr-13	16-Apr-13	17-Apr-13
46	47	48	49	52	53	54

550 Degree (g)

R1: 100% Feed (Control)		1.0901		1.0993	1.0619		1.0679
R1: 100% Feed (Control)		1.068		1.1117	1.0982		1.0752
R2: 100% Feed (Control)							
R2: 100% Feed (Control)							
R2: 100% Food Waste		1.1924		1.1539	1.1154		1.1406
R2: 100% Food Waste		1.1722		1.1626	1.105		1.1753
R3: 10% FW + 90% Feed		1.1245		1.1246	1.0862		1.1297
R3: 10% FW + 90% Feed		1.1373		1.1331	1.0942		1.1202
R4: 20% FW + 80% Feed		1.1022		1.1238	1.102		1.0943
R4: 20% FW + 80% Feed		1.1079		1.0807	1.1418		1.1198
R5: 20% FW + 80% Feed		1.0902		1.1204	1.1346		1.1418
R5: 20% FW + 80% Feed		1.1246		1.1586	1.1428		1.1639
R6: 50% FW + 50% Feed		1.1454		1.1694	1.1338		1.1436
R6: 50% FW + 50% Feed		1.1369		1.1604	1.1326		1.1222
Feed	1.2195					1.1301	
Feed	1.2193					1.1711	
Feed							
Seed						1.1241	
Seed						1.1489	
Seed							
Food Waste	1.2094					1.5556	
Food Waste	1.2233					1.7263	

Test	R2 Re-seeded	Friday	Monday	Tuesday	Wednesday	Thursday	Friday
Date	Thursday	19-Apr-13	22-Apr-13	23-Apr-13	24-Apr-13	25-Apr-13	26-Apr-13
Day	55	56	59	60	61	62	63
550 Degree (g)							
R1: 100% Feed (Control)		1.0674			1.0945		1.1118
R1: 100% Feed (Control)		1.1163			1.1022		1.1278
R2: 100% Feed (Control)		1.1222			1.1084		1.0993
R2: 100% Feed (Control)		1.086			1.1033		1.0887
R2: 100% Food Waste							
R2: 100% Food Waste							
R3: 10% FW + 90% Feed		1.0959			1.1135		1.0413
R3: 10% FW + 90% Feed		1.126			1.0812		1.0616
R4: 20% FW + 80% Feed		1.1005			1.1095		1.1241
R4: 20% FW + 80% Feed		1.1354			1.1447		1.0918
R5: 20% FW + 80% Feed		1.1138			1.1573		1.0935
R5: 20% FW + 80% Feed		1.1174			1.1546		1.0976
R6: 50% FW + 50% Feed		1.1397			1.1649		1.1006
R6: 50% FW + 50% Feed		1.1323			1.1432		1.1082
Feed				1.1432			
Feed				1.1434			
Feed							
Seed							
Seed							
Seed							
Food Waste				1.3			
Food Waste				1.3756			

Test	Monday	Tuesday	Wednesday	Thursday	Friday	SRT changed to 22 days	Tuesday
	29-Apr-13 66	30-Apr-13 67	1-May-13 68	2-May-13 69	3-May-13 70	6-May-13 73	7-May-13 74
550 Degree (g)							
R1: 100% Feed (Control)	1.0942		1.1339		1.1081	1.1028	
R1: 100% Feed (Control)	1.1051		1.0653		1.1662	1.1151	
R2: 100% Feed (Control)	1.1065		1.1212		1.122	1.1397	
R2: 100% Feed (Control)	1.1108		1.1472		1.1406	1.1423	
R2: 100% Food Waste							
R2: 100% Food Waste							
R3: 10% FW + 90% Feed	1.1259		1.1261		1.1343	1.157	
R3: 10% FW + 90% Feed	1.1164		1.0914		1.1438	1.1358	
R4: 20% FW + 80% Feed	1.1446		1.1063		1.1412	1.1581	
R4: 20% FW + 80% Feed	1.093		1.108		1.1468	1.1478	
R5: 20% FW + 80% Feed	1.11		1.139		1.1429	1.1422	
R5: 20% FW + 80% Feed	1.1517		1.1202		1.1418	1.1293	
R6: 50% FW + 50% Feed	1.11		1.0747		1.189	1.1569	
R6: 50% FW + 50% Feed	1.1374		1.1008		1.1199	1.1695	
Feed		1.1368					1.1088
Feed		1.1584					1.0913
Feed							
Seed							
Seed							
Seed							
Food Waste		1.4546					1.6088
Food Waste		1.6234					1.8059

Test	Wednesday	Thursday	Friday	Monday	Tuesday	Wednesday	Thursday
Date	8-May-13	9-May-13	10-May-13	13-May-13	14-May-13	15-May-13	16-May-13
Day	75	76	77	80	81	82	83

550 Degree (g)

R1: 100% Feed (Control)	1.102		1.0689	1.1382		1.0551	
R1: 100% Feed (Control)	1.0851		1.1084	1.1527		1.134	
R2: 100% Feed (Control)	1.0715		1.137	1.1343		1.1113	
R2: 100% Feed (Control)	1.097		1.1219	1.1188		1.0971	
R2: 100% Food Waste							
R2: 100% Food Waste							
R3: 10% FW + 90% Feed	1.1432		1.1353	1.1122		1.1143	
R3: 10% FW + 90% Feed	1.1363		1.1339	1.1445		1.1183	
R4: 20% FW + 80% Feed	1.1252		1.0944	1.1166		1.0853	
R4: 20% FW + 80% Feed	1.1465		1.1421	1.1581		1.1569	
R5: 20% FW + 80% Feed	1.1118		1.1677	1.1461		1.1864	
R5: 20% FW + 80% Feed	1.1439		1.1685	1.1381		1.1733	
R6: 50% FW + 50% Feed	1.1578		1.1307	1.1536		1.1759	
R6: 50% FW + 50% Feed	1.1726		1.1154	1.1728		1.1297	
Feed					1.1654		
Feed					1.1228		
Feed							
Seed							
Seed							
Seed							
Food Waste					1.4024		
Food Waste					1.5064		

Test	Friday	Monday	Tuesday	Wednesday	Thursday	Friday	Monday
Date	17-May-13	20-May-13	21-May-13	22-May-13	23-May-13	24-May-13	27-May-13
Day	84	87	88	89	90	91	94

550 Degree (g)

R1: 100% Feed (Control)	1.0986	1.0844		1.1262		1.1259	1.1042
R1: 100% Feed (Control)	1.124	1.1128		1.1203		1.1146	1.1353
R2: 100% Feed (Control)	1.0773	1.1057		1.1031		1.1356	1.1789
R2: 100% Feed (Control)	1.1217	1.1007		1.1471		1.1558	1.136
R2: 100% Food Waste							
R2: 100% Food Waste							
R3: 10% FW + 90% Feed	1.1121	1.1649		1.165		1.1683	1.1443
R3: 10% FW + 90% Feed	1.1693	1.1201		1.1476		1.1498	1.1176
R4: 20% FW + 80% Feed	1.1316	1.1224		1.127		1.0985	1.1431
R4: 20% FW + 80% Feed	1.1414	1.1233		1.1593		1.1586	1.1336
R5: 20% FW + 80% Feed	1.151	1.1461		1.1479		1.1276	1.162
R5: 20% FW + 80% Feed	1.1405	1.1605		1.1653		1.1749	1.1538
R6: 50% FW + 50% Feed	1.1714	1.1856		1.1183		1.1784	1.1398
R6: 50% FW + 50% Feed	1.1649	1.1369		1.1736		1.1882	1.1568
Feed			1.1514				
Feed			1.1429				
Feed							
Seed							
Seed							
Seed							
Food Waste			1.4882				
Food Waste			1.5044				

Test	Tuesday	Wednesday	Thursday	Friday	Monday	Tuesday	Wednesday
Date	28-May-13	29-May-13	30-May-13	31-May-13	3-Jun-13	4-Jun-13	5-Jun-13
Day	95	96	97	98	101	102	103

550 Degree (g)

R1: 100% Feed (Control)		1.0815		1.1258	1.1294		1.0996
R1: 100% Feed (Control)		1.0908		1.1394	1.1088		1.0975
R2: 100% Feed (Control)		1.1084		1.1485	1.148		1.1082
R2: 100% Feed (Control)		1.0683		1.1261	1.1414		1.0988
R2: 100% Food Waste							
R2: 100% Food Waste							
R3: 10% FW + 90% Feed		1.0782		1.1327	1.165		1.1672
R3: 10% FW + 90% Feed		1.1292		1.1203	1.149		1.0946
R4: 20% FW + 80% Feed		1.1116		1.0778	1.1404		1.1427
R4: 20% FW + 80% Feed		1.1556		1.0578	1.1158		1.11
R5: 20% FW + 80% Feed		1.0697		1.1291	1.1793		1.1419
R5: 20% FW + 80% Feed		1.1442		1.1659	1.1309		1.1413
R6: 50% FW + 50% Feed		1.129		1.1362	1.1638		1.0882
R6: 50% FW + 50% Feed		1.123		1.1711	1.1534		1.1281
Feed	1.18					1.1787	
Feed	1.1544					1.2762	
Feed							
Seed							
Seed							
Seed							
Food Waste	1.4042					1.4191	
Food Waste	1.5401					1.5264	

Test	Thursday	Friday	Monday	Tuesday	Wednesday	Thursday	Friday
Date	6-Jun-13	7-Jun-13	10-Jun-13	11-Jun-13	12-Jun-13	13-Jun-13	14-Jun-13
Day	104	105	108	109	110	111	112

550 Degree (g)

R1: 100% Feed (Control)		1.0992	2.3684		2.3539		1.1231
R1: 100% Feed (Control)		1.0956			2.3208		1.1376
R2: 100% Feed (Control)		1.1639	2.3194		2.3293		1.1616
R2: 100% Feed (Control)		1.1342	2.3406		2.3674		1.0688
R2: 100% Food Waste							
R2: 100% Food Waste							
R3: 10% FW + 90% Feed		1.11			2.4363		1.1055
R3: 10% FW + 90% Feed		1.1495	2.4308		2.4614		1.167
R4: 20% FW + 80% Feed		1.1316	2.3621		2.3838		1.1579
R4: 20% FW + 80% Feed		1.1169	2.3177		2.4039		1.1242
R5: 20% FW + 80% Feed		1.1124	2.3525		2.3992		1.1371
R5: 20% FW + 80% Feed		1.1139	2.3256		2.4077		1.1201
R6: 50% FW + 50% Feed		1.1943	2.3829		2.4127		1.1659
R6: 50% FW + 50% Feed		1.1661			2.3642		1.1604
Feed				1.4362			
Feed				1.4154			
Feed							
Seed							
Seed							
Seed							
Food Waste				1.2334			
Food Waste				1.1881			

Test	No Feeding/No Wasting						
	Monday 17-Jun-13 115	Tuesday 18-Jun-13 116	Wednesday 19-Jun-13 117	Thursday 20-Jun-13 118	Friday 21-Jun-13 119	Monday 24-Jun-13 122	Tuesday 25-Jun-13 123

550 Degree (g)

R1: 100% Feed (Control)	2.3374		2.3325			2.3806	
R1: 100% Feed (Control)	2.4272		2.3623			2.3753	
R2: 100% Feed (Control)	2.3223		2.3862			2.3538	
R2: 100% Feed (Control)	2.3988		2.3502			2.4416	
R2: 100% Food Waste							
R2: 100% Food Waste							
R3: 10% FW + 90% Feed	2.4201		2.4206			2.4556	
R3: 10% FW + 90% Feed	2.4264		2.4191			2.4178	
R4: 20% FW + 80% Feed	2.3869		2.4658			2.4298	
R4: 20% FW + 80% Feed	2.4026		2.4039			2.3501	
R5: 20% FW + 80% Feed	2.4208		2.4557			2.3741	
R5: 20% FW + 80% Feed	2.4332		2.3553			2.3737	
R6: 50% FW + 50% Feed	2.3913		2.4296			2.3936	
R6: 50% FW + 50% Feed	2.3631		2.4219			2.4477	
Feed		2.4392					2.4289
Feed		2.5549					2.4861
Feed							
Seed							
Seed							
Seed							
Food Waste		2.8254					3.0411
Food Waste		2.8654					3.3022

Test	No Feeding/No Wasting						
	Wednesday	Thursday	Friday	Monday	Tuesday	Wednesday	Thursday
Date	26-Jun-13	27-Jun-13	28-Jun-13	1-Jul-13	2-Jul-13	3-Jul-13	4-Jul-13
Day	124	125	126	129	130	131	132

550 Degree (g)

R1: 100% Feed (Control)	2.3961		2.2735	2.2872		1.0982	
R1: 100% Feed (Control)	2.3674		2.3933	2.3465		1.1831	
R2: 100% Feed (Control)	2.4183		2.3985	2.3651		1.1442	
R2: 100% Feed (Control)	2.4382		2.288	2.3246		1.1504	
R2: 100% Food Waste							
R2: 100% Food Waste							
R3: 10% FW + 90% Feed	2.4488		2.2819	2.4343		1.1718	
R3: 10% FW + 90% Feed	2.4235		2.3984	2.4013		1.1729	
R4: 20% FW + 80% Feed	2.4849		2.3743	2.4029		1.1584	
R4: 20% FW + 80% Feed	2.4353		2.3693	2.433		1.1187	
R5: 20% FW + 80% Feed	2.5035		2.3649	2.3433		1.1624	
R5: 20% FW + 80% Feed	2.414		2.4461	2.3782		1.1617	
R6: 50% FW + 50% Feed	2.5576		2.2949	2.3828		1.1396	
R6: 50% FW + 50% Feed	2.4847		2.429	2.4669		1.1445	
Feed							
Feed							
Feed							
Seed							
Seed							
Seed							
Food Waste					1.2919		
Food Waste					1.2955		

Test	No Feeding/No	No Feeding/No	No Feeding/No	Wednesday	Thursday	Friday	Monday
	Wasting	Wasting	Wasting				
Date	Friday	Monday	Tuesday	10-Jul-13	11-Jul-13	12-Jul-13	15-Jul-13
Day	5-Jul-13	8-Jul-13	9-Jul-13	138	139	140	143

550 Degree (g)

R1: 100% Feed (Control)				1.1064		1.1562	1.1205
R1: 100% Feed (Control)				1.2047		1.1506	1.1245
R2: 100% Feed (Control)				1.1698		1.169	1.1157
R2: 100% Feed (Control)				1.1013		1.1457	1.1377
R2: 100% Food Waste							
R2: 100% Food Waste							
R3: 10% FW + 90% Feed				1.1476		1.169	1.1303
R3: 10% FW + 90% Feed				1.1217		1.1059	1.1245
R4: 20% FW + 80% Feed				1.1351		1.1923	1.1896
R4: 20% FW + 80% Feed				1.1137		1.1118	1.1705
R5: 20% FW + 80% Feed				1.1635		1.1495	1.1698
R5: 20% FW + 80% Feed				1.1587		1.1732	1.1488
R6: 50% FW + 50% Feed				1.1686		1.1323	1.1632
R6: 50% FW + 50% Feed				1.2015		1.1729	1.1773
Feed			1.1285				
Feed			1.1341				
Feed							
Seed							
Seed							
Seed							
Food Waste			1.4615				
Food Waste			1.381				

Test	Tuesday	Wednesday	Thursday	Friday	Monday	Tuesday	Wednesday	Thursday	Friday
Date	16-Jul-13	17-Jul-13	18-Jul-13	19-Jul-13	22-Jul-13	23-Jul-13	24-Jul-13	25-Jul-13	26-Jul-13
Day	144	145	146	147	150	151	152	153	154

550 Degree (g)

R1: 100% Feed (Control)		1.1352		1.1035	1.0916		1.1654		1.1326
R1: 100% Feed (Control)		1.1531		1.1209	1.1219		1.1583		1.1085
R2: 100% Feed (Control)		1.1123		1.1149	1.1264		1.1052		1.0945
R2: 100% Feed (Control)		1.0983		1.1251	1.1113		1.124		1.1106
R2: 100% Food Waste									
R2: 100% Food Waste									
R3: 10% FW + 90% Feed		1.1425		1.1135	1.1691		1.142		1.1064
R3: 10% FW + 90% Feed		1.1483		1.1021	1.1577		1.1244		1.0909
R4: 20% FW + 80% Feed		1.1769		1.1088	1.1321		1.1534		1.1308
R4: 20% FW + 80% Feed		1.1782		1.0978	1.1374		1.1327		1.1545
R5: 20% FW + 80% Feed		1.2331		1.193	1.1772		1.1585		1.1577
R5: 20% FW + 80% Feed		1.2345		1.1852	1.1393		1.1798		1.1588
R6: 50% FW + 50% Feed		1.1568		1.1729	1.1208		1.1842		1.1435
R6: 50% FW + 50% Feed		1.1896		1.1905	1.1594		1.1914		1.1721
Feed	1.1404					1.1295			
Feed	1.1527					1.1461			
Feed									
Seed									
Seed									
Seed									
Food Waste	1.585					1.2858			
Food Waste	1.6429					1.323			

Test	TSVS	Friday	Tuesday	Wednesday
		22-Feb-13	26-Feb-13	27-Feb-13
Date		0	4	5
Day				
TS (%)	Average			
R1: 100% Feed (Control)	2.1%		1.6%	1.5%
R1: 100% Feed (Control)	2.1%		1.7%	1.5%
R2: 100% Feed (Control)	2.1%			
R2: 100% Feed (Control)	2.1%			
R2: 100% Food Waste	3.5%		1.0%	2.4%
R2: 100% Food Waste	3.5%		1.1%	2.4%
R3: 10% FW + 90% Feed	2.2%		1.0%	1.0%
R3: 10% FW + 90% Feed	2.2%		1.0%	1.0%
R4: 20% FW + 80% Feed	2.2%		1.8%	2.0%
R4: 20% FW + 80% Feed	2.2%		1.8%	2.0%
R5: 20% FW + 80% Feed	2.3%		1.6%	1.7%
R5: 20% FW + 80% Feed	2.3%		1.5%	1.7%
R6: 50% FW + 50% Feed	2.4%		1.3%	1.7%
R6: 50% FW + 50% Feed	2.4%		1.3%	1.7%
Feed	5.1%	5.6%		
Feed	5.1%	5.6%		
Feed	4.1%	4.1%		
Seed	2.6%	2.5%		
Seed	2.6%	2.5%		
Seed	2.5%	2.5%		
Food Waste	15.5%	13.3%		
Food Waste	15.5%	13.4%		

Test

**Date
Day**

Thursday	Friday	Monday	Tuesday	Wednesday	Thursday	Friday
28-Feb-13	1-Mar-13	4-Mar-13	5-Mar-13	6-Mar-13	7-Mar-13	8-Mar-13
6	7	10	11	12	13	14

TS (%)

R1: 100% Feed (Control)		1.8%	1.9%		2.0%		1.9%
R1: 100% Feed (Control)		1.9%	1.9%		1.9%		1.9%
R2: 100% Feed (Control)							
R2: 100% Feed (Control)							
R2: 100% Food Waste		2.5%	2.3%		2.6%		2.7%
R2: 100% Food Waste		2.5%	2.3%		1.6%		2.7%
R3: 10% FW + 90% Feed		1.6%	1.3%		2.4%		1.6%
R3: 10% FW + 90% Feed		1.5%	1.3%		2.4%		1.6%
R4: 20% FW + 80% Feed		2.0%	2.0%		2.1%		1.8%
R4: 20% FW + 80% Feed		2.0%	2.0%		2.1%		1.9%
R5: 20% FW + 80% Feed		1.8%	1.6%		1.9%		1.9%
R5: 20% FW + 80% Feed		1.8%	1.7%		1.9%		1.9%
R6: 50% FW + 50% Feed		2.5%	2.3%		2.5%		2.5%
R6: 50% FW + 50% Feed		2.5%	2.3%		2.6%		2.6%
Feed				6.0%			
Feed				6.0%			
Feed							
Seed							
Seed							
Seed							
Food Waste							
Food Waste							

Test	Monday	Tuesday	Wednesday	Thursday	Friday	Monday	Tuesday
Date	11-Mar-13	12-Mar-13	13-Mar-13	14-Mar-13	15-Mar-13	18-Mar-13	19-Mar-13
Day	17	18	19	20	21	24	25

TS (%)

R1: 100% Feed (Control)	2.4%		2.4%		2.3%	2.4%	
R1: 100% Feed (Control)	2.3%		2.4%		2.3%	2.3%	
R2: 100% Feed (Control)							
R2: 100% Feed (Control)							
R2: 100% Food Waste	2.5%		2.8%		2.8%	2.6%	
R2: 100% Food Waste	2.4%		2.7%		2.8%	2.6%	
R3: 10% FW + 90% Feed	1.5%		2.5%		2.4%	2.3%	
R3: 10% FW + 90% Feed	1.5%		2.5%		2.4%	2.3%	
R4: 20% FW + 80% Feed	1.4%		2.3%		2.2%	2.2%	
R4: 20% FW + 80% Feed	1.4%		2.2%		2.2%	2.2%	
R5: 20% FW + 80% Feed	2.0%		2.3%		2.3%	2.2%	
R5: 20% FW + 80% Feed	2.0%		2.4%		2.3%	2.2%	
R6: 50% FW + 50% Feed	2.4%		2.5%		2.5%	2.4%	
R6: 50% FW + 50% Feed	2.4%		2.5%		2.5%	2.4%	
Feed		4.2%					5.8%
Feed		4.2%					5.8%
Feed							
Seed			2.5%				
Seed			2.5%				
Seed							
Food Waste	15.1%	15.2%					12.8%
Food Waste	15.0%	15.3%					12.8%

Test	Second SRT Starts							
	Wednesday 20-Mar-13 26	Thursday 21-Mar-13 27	Friday 22-Mar-13 28	Monday 25-Mar-13 31	Tuesday 26-Mar-13 32	Wednesday 27-Mar-13 33	Thursday 28-Mar-13 34	
TS (%)								
R1: 100% Feed (Control)	2.3%		2.2%	2.3%		2.3%		
R1: 100% Feed (Control)	2.3%		2.3%	2.3%		2.3%		
R2: 100% Feed (Control)								
R2: 100% Feed (Control)								
R2: 100% Food Waste	2.9%		3.0%	2.7%		3.2%		
R2: 100% Food Waste	2.9%		3.0%	2.7%		3.2%		
R3: 10% FW + 90% Feed	2.3%		2.3%	2.3%		2.4%		
R3: 10% FW + 90% Feed	2.3%		2.3%	2.3%		2.4%		
R4: 20% FW + 80% Feed	2.1%		2.2%	2.2%		2.3%		
R4: 20% FW + 80% Feed	2.1%		2.2%	2.2%		2.3%		
R5: 20% FW + 80% Feed	2.2%		2.3%	2.2%		2.5%		
R5: 20% FW + 80% Feed	2.2%		2.3%	2.2%		2.3%		
R6: 50% FW + 50% Feed	2.4%		2.4%	2.3%		2.4%		
R6: 50% FW + 50% Feed	2.4%		2.4%	2.3%		2.4%		
Feed					4.8%			
Feed					4.8%			
Feed								
Seed								
Seed								
Seed								
Food Waste					12.6%			
Food Waste					12.6%			

Test	Friday	Monday	Tuesday	Wednesday	Thursday	Friday	Monday
Date	29-Mar-13	1-Apr-13	2-Apr-13	3-Apr-13	4-Apr-13	5-Apr-13	8-Apr-13
Day	35	38	39	40	41	42	45

TS (%)

R1: 100% Feed (Control)	2.4%	2.2%		2.2%		2.2%	2.4%
R1: 100% Feed (Control)	2.5%	2.2%		2.2%		2.2%	2.5%
R2: 100% Feed (Control)							
R2: 100% Feed (Control)							
R2: 100% Food Waste	3.4%	3.2%		3.8%		4.0%	4.4%
R2: 100% Food Waste	3.3%	3.3%		3.7%		4.1%	4.3%
R3: 10% FW + 90% Feed	2.3%	2.2%		2.3%		2.2%	2.6%
R3: 10% FW + 90% Feed	2.3%	2.2%		2.3%		2.3%	2.6%
R4: 20% FW + 80% Feed	2.3%	2.2%		2.3%		2.3%	2.5%
R4: 20% FW + 80% Feed	2.3%	2.2%		2.3%		2.3%	2.5%
R5: 20% FW + 80% Feed	2.3%	2.2%		2.3%		2.3%	2.6%
R5: 20% FW + 80% Feed	2.3%	2.2%		2.3%		2.3%	2.5%
R6: 50% FW + 50% Feed	2.4%	2.3%		2.4%		2.4%	2.7%
R6: 50% FW + 50% Feed	2.4%	2.3%		2.4%		2.4%	2.7%
Feed			5.5%				
Feed			5.6%				
Feed							
Seed							
Seed							
Seed							
Food Waste			12.6%				
Food Waste			12.7%				

Test	Tuesday	Wednesday	Thursday	Friday	Monday	Tuesday	Wednesday
Date	9-Apr-13	10-Apr-13	11-Apr-13	12-Apr-13	15-Apr-13	16-Apr-13	17-Apr-13
Day	46	47	48	49	52	53	54
TS (%)							
R1: 100% Feed (Control)		2.2%		2.1%	2.0%		2.2%
R1: 100% Feed (Control)		2.2%		2.1%	2.1%		2.2%
R2: 100% Feed (Control)							
R2: 100% Feed (Control)							
R2: 100% Food Waste		5.4%		5.5%	6.6%		8.5%
R2: 100% Food Waste		5.4%		5.7%	6.7%		8.7%
R3: 10% FW + 90% Feed		2.3%		2.2%	2.2%		2.2%
R3: 10% FW + 90% Feed		2.3%		2.2%	2.2%		2.3%
R4: 20% FW + 80% Feed		2.2%		2.2%	2.1%		2.2%
R4: 20% FW + 80% Feed		2.2%		2.2%	2.1%		2.2%
R5: 20% FW + 80% Feed		2.2%		2.2%	2.1%		2.2%
R5: 20% FW + 80% Feed		2.2%		2.2%	2.1%		2.2%
R6: 50% FW + 50% Feed		2.4%		2.3%	2.2%		2.4%
R6: 50% FW + 50% Feed		2.4%		2.3%	2.2%		2.4%
Feed	5.6%					5.2%	
Feed	5.7%					5.3%	
Feed							
Seed						2.7%	
Seed						2.7%	
Seed							
Food Waste	12.3%					20.1%	
Food Waste	12.2%					20.3%	

Test	R2 Re-seeded	Friday	Monday	Tuesday	Wednesday	Thursday	Friday
Date	Thursday	19-Apr-13	22-Apr-13	23-Apr-13	24-Apr-13	25-Apr-13	26-Apr-13
Day	18-Apr-13	56	59	60	61	62	63
TS (%)							
R1: 100% Feed (Control)		2.2%			2.1%		2.1%
R1: 100% Feed (Control)		2.2%			2.2%		2.1%
R2: 100% Feed (Control)		1.8%			2.2%		2.2%
R2: 100% Feed (Control)		1.8%			2.2%		2.2%
R2: 100% Food Waste							
R2: 100% Food Waste							
R3: 10% FW + 90% Feed		2.2%			2.2%		2.2%
R3: 10% FW + 90% Feed		2.2%			2.2%		2.2%
R4: 20% FW + 80% Feed		2.2%			2.3%		2.2%
R4: 20% FW + 80% Feed		2.2%			2.2%		2.2%
R5: 20% FW + 80% Feed		2.2%			2.2%		2.2%
R5: 20% FW + 80% Feed		2.2%			2.2%		2.2%
R6: 50% FW + 50% Feed		2.4%			2.4%		2.3%
R6: 50% FW + 50% Feed		2.4%			2.4%		2.3%
Feed				5.0%			
Feed				5.0%			
Feed							
Seed							
Seed							
Seed							
Food Waste				18.7%			
Food Waste				18.7%			

Test	Monday	Tuesday	Wednesday	Thursday	Friday	SRT changed to 22 days	Tuesday
	Monday 29-Apr-13 66	Tuesday 30-Apr-13 67	Wednesday 1-May-13 68	Thursday 2-May-13 69	Friday 3-May-13 70	Monday 6-May-13 73	Tuesday 7-May-13 74
TS (%)							
R1: 100% Feed (Control)	2.1%		2.2%		1.9%	2.0%	
R1: 100% Feed (Control)	2.1%		2.2%		1.9%	2.0%	
R2: 100% Feed (Control)	2.2%		2.3%		2.0%	2.1%	
R2: 100% Feed (Control)	2.2%		2.3%		2.0%	2.1%	
R2: 100% Food Waste							
R2: 100% Food Waste							
R3: 10% FW + 90% Feed	2.2%		2.2%		1.9%	2.2%	
R3: 10% FW + 90% Feed	2.2%		2.2%		1.9%	2.2%	
R4: 20% FW + 80% Feed	2.1%		2.3%		2.2%	2.2%	
R4: 20% FW + 80% Feed	2.2%		2.2%		2.2%	2.3%	
R5: 20% FW + 80% Feed	2.1%		2.3%		2.1%	2.2%	
R5: 20% FW + 80% Feed	2.2%		2.3%		2.2%	2.3%	
R6: 50% FW + 50% Feed	2.3%		2.4%		2.4%	2.4%	
R6: 50% FW + 50% Feed	2.3%		2.4%		2.4%	2.5%	
Feed		4.6%					3.5%
Feed		4.4%					3.5%
Feed							
Seed							
Seed							
Seed							
Food Waste		17.5%					15.9%
Food Waste		17.5%					15.9%

Test	Wednesday	Thursday	Friday	Monday	Tuesday	Wednesday	Thursday
Date	8-May-13	9-May-13	10-May-13	13-May-13	14-May-13	15-May-13	16-May-13
Day	75	76	77	80	81	82	83

TS (%)

R1: 100% Feed (Control)	2.0%		1.9%	1.9%		1.9%	
R1: 100% Feed (Control)	2.0%		1.9%	1.9%		1.9%	
R2: 100% Feed (Control)	2.0%		2.0%	2.1%		1.9%	
R2: 100% Feed (Control)	2.0%		2.0%	2.1%		1.9%	
R2: 100% Food Waste							
R2: 100% Food Waste							
R3: 10% FW + 90% Feed	2.2%		2.1%	2.0%		2.1%	
R3: 10% FW + 90% Feed	2.2%		2.1%	2.0%		2.1%	
R4: 20% FW + 80% Feed	2.2%		2.1%	2.0%		2.0%	
R4: 20% FW + 80% Feed	2.2%		2.1%	2.0%		2.0%	
R5: 20% FW + 80% Feed	2.1%		2.2%	2.0%		2.0%	
R5: 20% FW + 80% Feed	2.2%		2.2%	2.0%		2.0%	
R6: 50% FW + 50% Feed	2.4%		2.4%	2.4%		2.3%	
R6: 50% FW + 50% Feed	2.4%		2.4%	2.4%		2.3%	
Feed					4.6%		
Feed					4.5%		
Feed							
Seed							
Seed							
Seed							
Food Waste					15.7%		
Food Waste					15.8%		

Test	Friday	Monday	Tuesday	Wednesday	Thursday	Friday	Monday
Date	17-May-13	20-May-13	21-May-13	22-May-13	23-May-13	24-May-13	27-May-13
Day	84	87	88	89	90	91	94

TS (%)	Friday	Monday	Tuesday	Wednesday	Thursday	Friday	Monday
R1: 100% Feed (Control)	1.9%	1.8%		1.9%		1.9%	1.8%
R1: 100% Feed (Control)	1.9%	1.8%		1.9%		1.9%	1.8%
R2: 100% Feed (Control)	1.9%	1.9%		2.6%		1.9%	1.9%
R2: 100% Feed (Control)	1.9%	1.9%		1.9%		1.9%	1.9%
R2: 100% Food Waste							
R2: 100% Food Waste							
R3: 10% FW + 90% Feed	2.1%	2.1%		2.1%		2.1%	1.8%
R3: 10% FW + 90% Feed	2.1%	2.1%		2.2%		2.1%	1.8%
R4: 20% FW + 80% Feed	2.1%	2.0%		2.1%		2.1%	2.0%
R4: 20% FW + 80% Feed	2.1%	2.0%		2.2%		2.2%	2.0%
R5: 20% FW + 80% Feed	2.1%	2.1%		2.3%		2.1%	2.0%
R5: 20% FW + 80% Feed	2.1%	2.1%		2.4%		2.2%	2.1%
R6: 50% FW + 50% Feed	2.3%	1.9%		2.4%		2.4%	2.3%
R6: 50% FW + 50% Feed	2.3%	1.9%		2.6%		2.4%	2.2%
Feed			4.6%				
Feed			4.7%				
Feed							
Seed							
Seed							
Seed							
Food Waste			17.9%				
Food Waste			18.3%				

Test							
Date	Tuesday	Wednesday	Thursday	Friday	Monday	Tuesday	Wednesday
Day	28-May-13	29-May-13	30-May-13	31-May-13	3-Jun-13	4-Jun-13	5-Jun-13
	95	96	97	98	101	102	103

TS (%)

R1: 100% Feed (Control)		1.9%		1.9%	1.9%		1.9%
R1: 100% Feed (Control)		1.9%		1.9%	1.9%		1.9%
R2: 100% Feed (Control)		2.0%		2.0%	1.9%		2.0%
R2: 100% Feed (Control)		2.0%		2.0%	1.9%		2.0%
R2: 100% Food Waste							
R2: 100% Food Waste							
R3: 10% FW + 90% Feed		2.1%		2.1%	2.1%		2.3%
R3: 10% FW + 90% Feed		2.2%		2.2%	2.1%		2.3%
R4: 20% FW + 80% Feed		2.2%		2.1%	2.2%		2.1%
R4: 20% FW + 80% Feed		2.2%		2.2%	2.1%		2.1%
R5: 20% FW + 80% Feed		2.2%		2.2%	2.2%		2.2%
R5: 20% FW + 80% Feed		2.2%		2.2%	2.2%		2.2%
R6: 50% FW + 50% Feed		2.4%		2.4%	2.3%		2.5%
R6: 50% FW + 50% Feed		2.4%		2.4%	2.3%		2.5%
Feed	5.1%					6.2%	
Feed	5.1%					6.2%	
Feed							
Seed							
Seed							
Seed							
Food Waste	15.7%					15.6%	
Food Waste	16.0%					15.8%	

Test**Date****Day**

Thursday	Friday	Monday	Tuesday	Wednesday	Thursday	Friday
6-Jun-13	7-Jun-13	10-Jun-13	11-Jun-13	12-Jun-13	13-Jun-13	14-Jun-13
104	105	108	109	110	111	112

TS (%)

R1: 100% Feed (Control)	2.2%	2.1%		2.2%		2.5%
R1: 100% Feed (Control)	2.2%	2.1%		2.3%		2.5%
R2: 100% Feed (Control)	2.0%	2.0%		2.2%		2.3%
R2: 100% Feed (Control)	2.1%	2.0%		2.3%		2.3%
R2: 100% Food Waste						
R2: 100% Food Waste						
R3: 10% FW + 90% Feed	2.3%	2.3%		2.4%		2.5%
R3: 10% FW + 90% Feed	2.3%	2.3%		2.4%		2.5%
R4: 20% FW + 80% Feed	2.3%	2.3%		2.4%		2.3%
R4: 20% FW + 80% Feed	2.3%	2.3%		2.4%		2.4%
R5: 20% FW + 80% Feed	2.3%	2.3%		2.5%		2.6%
R5: 20% FW + 80% Feed	2.4%	2.3%		2.5%		2.6%
R6: 50% FW + 50% Feed	2.6%	2.5%		2.7%		2.5%
R6: 50% FW + 50% Feed	2.6%	2.4%		2.6%		2.6%
Feed			6.7%			
Feed			6.6%			
Feed						
Seed						
Seed						
Seed						
Food Waste			15.5%			
Food Waste			15.6%			

Test	No Feeding/No Wasting						
	Monday 17-Jun-13	Tuesday 18-Jun-13	Wednesday 19-Jun-13	Thursday 20-Jun-13	Friday 21-Jun-13	Monday 24-Jun-13	Tuesday 25-Jun-13
Date	115	116	117	118	119	122	123
Day							
TS (%)							
R1: 100% Feed (Control)	2.3%		2.4%			2.1%	
R1: 100% Feed (Control)	2.3%		2.4%			2.1%	
R2: 100% Feed (Control)	2.2%		2.3%			2.2%	
R2: 100% Feed (Control)	2.1%		2.3%			2.2%	
R2: 100% Food Waste							
R2: 100% Food Waste							
R3: 10% FW + 90% Feed			2.5%			2.5%	
R3: 10% FW + 90% Feed	2.4%		2.5%			2.5%	
R4: 20% FW + 80% Feed	2.3%		2.5%			2.4%	
R4: 20% FW + 80% Feed	2.3%		2.5%			2.4%	
R5: 20% FW + 80% Feed	2.5%		2.9%			2.7%	
R5: 20% FW + 80% Feed	2.5%		2.7%			2.7%	
R6: 50% FW + 50% Feed	2.5%		2.6%			2.6%	
R6: 50% FW + 50% Feed	2.5%		2.6%			2.6%	
Feed		5.2%					5.2%
Feed		5.3%					5.0%
Feed							
Seed							
Seed							
Seed							
Food Waste		16.9%					15.9%
Food Waste		16.4%					16.0%

Test	No Feeding/No Wasting						
	Wednesday 26-Jun-13 124	Thursday 27-Jun-13 125	Friday 28-Jun-13 126	Monday 1-Jul-13 129	Tuesday 2-Jul-13 130	Wednesday 3-Jul-13 131	Thursday 4-Jul-13 132
TS (%)							
R1: 100% Feed (Control)	2.3%		2.3%	2.1%		2.2%	
R1: 100% Feed (Control)	2.3%		2.3%	2.1%		2.2%	
R2: 100% Feed (Control)	2.4%		2.2%	2.2%		2.2%	
R2: 100% Feed (Control)	2.5%		2.2%	2.2%		2.2%	
R2: 100% Food Waste							
R2: 100% Food Waste							
R3: 10% FW + 90% Feed	2.7%		2.6%	2.2%		2.5%	
R3: 10% FW + 90% Feed	2.7%		2.6%	2.4%		2.6%	
R4: 20% FW + 80% Feed	2.5%		2.5%	2.4%		2.4%	
R4: 20% FW + 80% Feed	2.6%		2.5%	2.4%		2.5%	
R5: 20% FW + 80% Feed	3.0%		2.9%	2.7%		2.7%	
R5: 20% FW + 80% Feed	3.0%		3.0%	2.7%		2.7%	
R6: 50% FW + 50% Feed	2.8%		2.7%	2.6%		2.7%	
R6: 50% FW + 50% Feed	2.8%		2.7%	2.6%		2.7%	
Feed							
Feed							
Feed							
Seed							
Seed							
Seed							
Food Waste					15.1%		
Food Waste					15.1%		

Test	No Feeding/No	No Feeding/No	No Feeding/No	Wednesday	Thursday	Friday	Monday
	Wasting	Wasting	Wasting				
Date	Friday	Monday	Tuesday	10-Jul-13	11-Jul-13	12-Jul-13	15-Jul-13
Day	5-Jul-13	8-Jul-13	9-Jul-13	138	139	140	143

TS (%)

R1: 100% Feed (Control)				2.0%		2.1%	1.9%
R1: 100% Feed (Control)				2.0%		2.1%	1.9%
R2: 100% Feed (Control)				2.0%		2.1%	1.9%
R2: 100% Feed (Control)				2.1%		2.1%	1.9%
R2: 100% Food Waste							
R2: 100% Food Waste							
R3: 10% FW + 90% Feed				2.1%		2.2%	2.0%
R3: 10% FW + 90% Feed				2.2%		2.2%	2.1%
R4: 20% FW + 80% Feed				1.9%		2.3%	2.2%
R4: 20% FW + 80% Feed				1.9%		2.3%	2.2%
R5: 20% FW + 80% Feed				2.2%		2.5%	2.2%
R5: 20% FW + 80% Feed				2.2%		2.5%	2.2%
R6: 50% FW + 50% Feed				2.4%		2.5%	2.4%
R6: 50% FW + 50% Feed				2.4%		2.6%	2.5%
Feed			4.6%				
Feed			4.6%				
Feed							
Seed							
Seed							
Seed							
Food Waste			15.1%				
Food Waste			15.1%				

Test**Date
Day**

Tuesday	Wednesday	Thursday	Friday	Monday	Tuesday	Wednesday	Thursday	Friday
16-Jul-13	17-Jul-13	18-Jul-13	19-Jul-13	22-Jul-13	23-Jul-13	24-Jul-13	25-Jul-13	26-Jul-13
144	145	146	147	150	151	152	153	154

TS (%)

R1: 100% Feed (Control)		1.9%		2.0%	2.0%		1.9%	1.9%
R1: 100% Feed (Control)		1.9%		2.0%	2.0%		1.9%	1.9%
R2: 100% Feed (Control)		1.9%		2.0%	2.0%		2.0%	2.0%
R2: 100% Feed (Control)		1.9%		2.0%	2.0%		2.0%	2.0%
R2: 100% Food Waste								
R2: 100% Food Waste								
R3: 10% FW + 90% Feed		2.2%		2.0%	2.1%		2.1%	2.0%
R3: 10% FW + 90% Feed		2.2%		2.1%	2.1%		2.1%	2.0%
R4: 20% FW + 80% Feed		2.2%		2.2%	2.1%		2.1%	2.2%
R4: 20% FW + 80% Feed		2.2%		2.3%	2.1%		2.1%	2.2%
R5: 20% FW + 80% Feed		2.5%		2.6%	2.3%		2.4%	2.7%
R5: 20% FW + 80% Feed		2.5%		2.6%	2.3%		2.4%	2.7%
R6: 50% FW + 50% Feed		2.6%		2.7%	2.5%		2.6%	2.7%
R6: 50% FW + 50% Feed		2.6%		2.7%	2.5%		2.6%	2.7%
Feed	4.7%					4.8%		
Feed	4.7%					4.8%		
Feed								
Seed								
Seed								
Seed								
Food Waste	15.1%					15.7%		
Food Waste	15.3%					15.7%		

Test	TSVS	Friday 22-Feb-13	Tuesday 26-Feb-13	Wednesday 27-Feb-13
Date Day		0	4	5
VS (%)	Average			
R1: 100% Feed (Control)	69.6%		65.9%	65.1%
R1: 100% Feed (Control)	69.7%		65.7%	66.3%
R2: 100% Feed (Control)	69.7%			
R2: 100% Feed (Control)	69.5%			
R2: 100% Food Waste	74.3%		60.8%	67.9%
R2: 100% Food Waste	74.3%		61.6%	68.8%
R3: 10% FW + 90% Feed	68.1%		60.3%	65.2%
R3: 10% FW + 90% Feed	68.2%		61.0%	64.0%
R4: 20% FW + 80% Feed	68.6%		66.7%	69.3%
R4: 20% FW + 80% Feed	68.7%		66.1%	67.0%
R5: 20% FW + 80% Feed	68.6%		65.8%	67.4%
R5: 20% FW + 80% Feed	68.6%		64.9%	67.0%
R6: 50% FW + 50% Feed	68.6%		64.8%	67.4%
R6: 50% FW + 50% Feed	68.5%		63.5%	67.5%
Feed	84.3%	83.3%		
Feed	84.3%	83.2%		
Feed	86.1%	86.1%		
Seed	66.0%	65.3%		
Seed	65.8%	64.6%		
Seed	64.5%	64.5%		
Food Waste	89.7%	94.2%		
Food Waste	89.3%	94.3%		

Test

Date

Day

Thursday	Friday	Monday	Tuesday	Wednesday	Thursday	Friday
28-Feb-13	1-Mar-13	4-Mar-13	5-Mar-13	6-Mar-13	7-Mar-13	8-Mar-13
6	7	10	11	12	13	14

VS (%)

R1: 100% Feed (Control)	68.2%	66.7%		68.2%		63.5%
R1: 100% Feed (Control)	69.4%	66.3%		67.6%		63.5%
R2: 100% Feed (Control)						
R2: 100% Feed (Control)						
R2: 100% Food Waste	69.5%	66.0%				66.0%
R2: 100% Food Waste	69.7%	66.6%				66.6%
R3: 10% FW + 90% Feed	67.1%	61.2%		68.9%		62.0%
R3: 10% FW + 90% Feed	67.4%	62.7%		68.4%		60.6%
R4: 20% FW + 80% Feed	67.3%	66.0%		67.8%		63.0%
R4: 20% FW + 80% Feed	67.5%	66.3%		68.1%		65.0%
R5: 20% FW + 80% Feed	67.9%	64.9%		66.9%		65.7%
R5: 20% FW + 80% Feed	68.8%	65.1%		67.3%		63.9%
R6: 50% FW + 50% Feed	68.9%	66.3%		68.6%		66.8%
R6: 50% FW + 50% Feed	68.8%	66.2%		68.9%		67.1%
Feed			83.7%			
Feed			83.4%			
Feed						
Seed						
Seed						
Seed						
Food Waste						
Food Waste						

Test**Date****Day**

Monday	Tuesday	Wednesday	Thursday	Friday	Monday	Tuesday
11-Mar-13	12-Mar-13	13-Mar-13	14-Mar-13	15-Mar-13	18-Mar-13	19-Mar-13
17	18	19	20	21	24	25

VS (%)

R1: 100% Feed (Control)	67.9%		68.3%		68.3%	68.3%
R1: 100% Feed (Control)	68.1%		68.5%		68.4%	67.5%
R2: 100% Feed (Control)						
R2: 100% Feed (Control)						
R2: 100% Food Waste	68.3%				70.7%	69.1%
R2: 100% Food Waste	68.0%		70.5%		70.9%	68.5%
R3: 10% FW + 90% Feed	64.4%		68.7%		67.9%	67.0%
R3: 10% FW + 90% Feed	63.8%		68.9%		68.4%	67.1%
R4: 20% FW + 80% Feed	62.1%				67.6%	67.4%
R4: 20% FW + 80% Feed	62.8%		67.5%		67.8%	67.2%
R5: 20% FW + 80% Feed	66.6%				67.8%	66.8%
R5: 20% FW + 80% Feed	66.1%		69.1%		68.0%	66.5%
R6: 50% FW + 50% Feed	67.3%		69.0%		67.9%	66.6%
R6: 50% FW + 50% Feed	67.7%		68.5%		67.8%	66.9%
Feed		84.1%				85.8%
Feed		83.9%				86.1%
Feed						
Seed						
Seed			66.2%			
Seed						
Food Waste	91.8%	89.3%				92.9%
Food Waste	93.5%	88.1%				92.7%

Test	Second SRT Starts							
	Wednesday 20-Mar-13 26	Thursday 21-Mar-13 27	Friday 22-Mar-13 28	Monday 25-Mar-13 31	Tuesday 26-Mar-13 32	Wednesday 27-Mar-13 33	Thursday 28-Mar-13 34	
VS (%)								
R1: 100% Feed (Control)	68.5%		69.1%	67.2%		69.1%		
R1: 100% Feed (Control)	68.3%		69.1%	68.7%		69.6%		
R2: 100% Feed (Control)								
R2: 100% Feed (Control)								
R2: 100% Food Waste	74.0%		72.2%	69.9%		73.5%		
R2: 100% Food Waste	74.0%		72.4%	70.2%		74.5%		
R3: 10% FW + 90% Feed	69.8%		69.0%	68.3%		69.4%		
R3: 10% FW + 90% Feed	69.9%		68.7%	68.2%		69.1%		
R4: 20% FW + 80% Feed	70.1%		69.0%	68.3%		67.2%		
R4: 20% FW + 80% Feed	69.3%		68.9%	67.7%		69.0%		
R5: 20% FW + 80% Feed	69.6%		69.1%	68.3%		70.5%		
R5: 20% FW + 80% Feed	69.4%		69.3%	68.1%		70.4%		
R6: 50% FW + 50% Feed	69.0%		68.7%	67.3%		68.3%		
R6: 50% FW + 50% Feed	69.2%		68.6%	67.7%		68.0%		
Feed					85.9%			
Feed					85.9%			
Feed								
Seed								
Seed								
Seed								
Food Waste					93.1%			
Food Waste					93.0%			

Test	Friday	Monday	Tuesday	Wednesday	Thursday	Friday	Monday
Date	29-Mar-13	1-Apr-13	2-Apr-13	3-Apr-13	4-Apr-13	5-Apr-13	8-Apr-13
Day	35	38	39	40	41	42	45

VS (%)

R1: 100% Feed (Control)	69.9%	68.8%		70.0%		70.3%	65.4%
R1: 100% Feed (Control)	70.3%	68.9%		70.0%		70.1%	66.1%
R2: 100% Feed (Control)							
R2: 100% Feed (Control)							
R2: 100% Food Waste	75.5%	74.3%		78.1%		79.2%	79.3%
R2: 100% Food Waste	74.9%	74.4%		77.6%		79.2%	78.7%
R3: 10% FW + 90% Feed	68.8%	69.0%		70.0%		69.7%	65.0%
R3: 10% FW + 90% Feed	68.7%	68.4%		69.5%		69.9%	64.3%
R4: 20% FW + 80% Feed	68.8%	68.1%		69.8%		69.8%	65.4%
R4: 20% FW + 80% Feed	68.7%	68.2%		69.7%		70.0%	65.7%
R5: 20% FW + 80% Feed	70.2%	69.3%		70.0%		70.6%	67.1%
R5: 20% FW + 80% Feed	70.2%	69.1%		70.0%		70.3%	65.9%
R6: 50% FW + 50% Feed	68.3%	67.3%		69.0%		69.4%	63.8%
R6: 50% FW + 50% Feed	68.3%	67.8%		68.7%		69.5%	64.5%
Feed			86.3%				
Feed			86.4%				
Feed							
Seed							
Seed							
Seed							
Food Waste			93.8%				
Food Waste			93.3%				

Test	Tuesday	Wednesday	Thursday	Friday	Monday	Tuesday	Wednesday
Date	9-Apr-13	10-Apr-13	11-Apr-13	12-Apr-13	15-Apr-13	16-Apr-13	17-Apr-13
Day	46	47	48	49	52	53	54

VS (%)

R1: 100% Feed (Control)		71.7%		70.6%	70.0%		71.6%
R1: 100% Feed (Control)		71.2%		70.7%	70.1%		71.5%
R2: 100% Feed (Control)							
R2: 100% Feed (Control)							
R2: 100% Food Waste		84.2%		85.0%	87.5%		89.7%
R2: 100% Food Waste		84.3%		85.4%	87.8%		89.9%
R3: 10% FW + 90% Feed		70.8%		69.8%	70.5%		70.9%
R3: 10% FW + 90% Feed		70.8%		70.3%	70.5%		70.9%
R4: 20% FW + 80% Feed		70.0%		69.7%	69.5%		70.3%
R4: 20% FW + 80% Feed		69.5%		69.6%	69.2%		70.0%
R5: 20% FW + 80% Feed		70.5%		70.3%	70.8%		71.0%
R5: 20% FW + 80% Feed		70.3%		70.7%	70.0%		70.8%
R6: 50% FW + 50% Feed		69.6%		69.3%	68.8%		70.3%
R6: 50% FW + 50% Feed		69.8%		69.1%	69.0%		70.3%
Feed	86.6%					86.3%	
Feed	86.9%					86.1%	
Feed							
Seed						66.7%	
Seed						66.7%	
Seed							
Food Waste	92.8%					86.4%	
Food Waste	93.2%					85.1%	

Test	R2 Re-seeded	Friday	Monday	Tuesday	Wednesday	Thursday	Friday
Date	Thursday	19-Apr-13	22-Apr-13	23-Apr-13	24-Apr-13	25-Apr-13	26-Apr-13
Day	55	56	59	60	61	62	63
VS (%)							
R1: 100% Feed (Control)		70.9%			70.6%		70.5%
R1: 100% Feed (Control)		70.3%			70.7%		70.5%
R2: 100% Feed (Control)		70.2%			70.4%		70.2%
R2: 100% Feed (Control)		70.0%			70.7%		70.1%
R2: 100% Food Waste							
R2: 100% Food Waste							
R3: 10% FW + 90% Feed		70.9%			70.2%		70.9%
R3: 10% FW + 90% Feed		70.9%			70.1%		70.8%
R4: 20% FW + 80% Feed		69.8%			70.3%		70.3%
R4: 20% FW + 80% Feed		70.2%			70.3%		70.1%
R5: 20% FW + 80% Feed		70.9%			70.6%		70.6%
R5: 20% FW + 80% Feed		70.7%			70.7%		70.5%
R6: 50% FW + 50% Feed		70.0%			69.7%		69.0%
R6: 50% FW + 50% Feed		70.1%			70.2%		69.2%
Feed				87.0%			
Feed				87.1%			
Feed							
Seed							
Seed							
Seed							
Food Waste				89.9%			
Food Waste				89.5%			

Test	Monday	Tuesday	Wednesday	Thursday	Friday	SRT changed to 22 days	Tuesday
	29-Apr-13	30-Apr-13	1-May-13	2-May-13	3-May-13	6-May-13	7-May-13
Date	66	67	68	69	70	73	74
Day							
VS (%)							
R1: 100% Feed (Control)	70.6%		72.5%		70.0%	71.8%	
R1: 100% Feed (Control)	70.6%		72.7%		70.4%	72.0%	
R2: 100% Feed (Control)	69.5%		71.4%		70.1%	71.4%	
R2: 100% Feed (Control)	69.6%		71.1%		69.6%	71.2%	
R2: 100% Food Waste							
R2: 100% Food Waste							
R3: 10% FW + 90% Feed	70.3%		70.8%		69.7%	71.0%	
R3: 10% FW + 90% Feed	70.4%		71.2%		69.7%	71.0%	
R4: 20% FW + 80% Feed	69.5%		71.1%		70.0%	71.2%	
R4: 20% FW + 80% Feed	69.7%		70.5%		70.0%	71.0%	
R5: 20% FW + 80% Feed	70.3%		72.3%		69.8%	70.7%	
R5: 20% FW + 80% Feed	70.4%		71.6%		70.4%	71.1%	
R6: 50% FW + 50% Feed	69.5%		71.0%		69.9%	70.2%	
R6: 50% FW + 50% Feed	69.7%		71.1%		69.5%	70.4%	
Feed		85.6%					86.3%
Feed		85.3%					86.4%
Feed							
Seed							
Seed							
Seed							
Food Waste		87.2%					86.1%
Food Waste		85.3%					84.3%

Test	Wednesday	Thursday	Friday	Monday	Tuesday	Wednesday	Thursday
Date	8-May-13	9-May-13	10-May-13	13-May-13	14-May-13	15-May-13	16-May-13
Day	75	76	77	80	81	82	83

VS (%)

R1: 100% Feed (Control)	70.8%		71.6%	69.4%		71.9%	
R1: 100% Feed (Control)	71.1%		71.6%	69.1%		71.6%	
R2: 100% Feed (Control)	69.7%		70.0%	68.8%		70.5%	
R2: 100% Feed (Control)	69.7%		69.9%	68.9%		70.6%	
R2: 100% Food Waste							
R2: 100% Food Waste							
R3: 10% FW + 90% Feed	70.2%		70.6%	69.1%		71.1%	
R3: 10% FW + 90% Feed	70.5%		70.7%	69.1%		71.2%	
R4: 20% FW + 80% Feed	69.7%		70.4%	70.0%		71.1%	
R4: 20% FW + 80% Feed	70.0%		70.5%	70.4%		71.3%	
R5: 20% FW + 80% Feed	70.7%		71.2%	70.2%		71.3%	
R5: 20% FW + 80% Feed	70.6%		71.5%	70.6%		71.4%	
R6: 50% FW + 50% Feed	69.9%		70.9%	65.6%		70.0%	
R6: 50% FW + 50% Feed	69.9%		70.8%	66.0%		69.8%	
Feed					84.6%		
Feed					84.5%		
Feed							
Seed							
Seed							
Seed							
Food Waste					89.1%		
Food Waste					87.6%		

Test	Friday	Monday	Tuesday	Wednesday	Thursday	Friday	Monday
Date	17-May-13	20-May-13	21-May-13	22-May-13	23-May-13	24-May-13	27-May-13
Day	84	87	88	89	90	91	94

VS (%)

R1: 100% Feed (Control)	70.8%	70.9%		71.9%		71.6%	70.1%
R1: 100% Feed (Control)	70.8%	70.6%		71.5%		71.5%	70.2%
R2: 100% Feed (Control)	69.1%	70.0%		78.3%		70.8%	70.3%
R2: 100% Feed (Control)	68.4%	69.4%		70.5%		71.2%	70.5%
R2: 100% Food Waste							
R2: 100% Food Waste							
R3: 10% FW + 90% Feed	70.0%	70.6%		59.5%		70.9%	69.5%
R3: 10% FW + 90% Feed	70.2%	70.5%		71.4%		71.1%	68.7%
R4: 20% FW + 80% Feed	70.2%	69.6%		70.5%		71.7%	69.3%
R4: 20% FW + 80% Feed	69.9%	69.8%		71.3%		71.7%	69.0%
R5: 20% FW + 80% Feed	69.4%	69.6%		72.7%		70.6%	68.8%
R5: 20% FW + 80% Feed	69.9%	69.7%		73.8%		70.1%	68.9%
R6: 50% FW + 50% Feed	69.0%	67.5%		70.5%		70.9%	69.3%
R6: 50% FW + 50% Feed	69.1%	67.8%		71.1%		70.7%	69.7%
Feed			86.8%				
Feed			86.9%				
Feed							
Seed							
Seed							
Seed							
Food Waste			89.1%				
Food Waste			88.7%				

Test	Tuesday	Wednesday	Thursday	Friday	Monday	Tuesday	Wednesday
Date	28-May-13	29-May-13	30-May-13	31-May-13	3-Jun-13	4-Jun-13	5-Jun-13
Day	95	96	97	98	101	102	103

VS (%)

R1: 100% Feed (Control)		72.3%		72.4%	72.0%		71.2%
R1: 100% Feed (Control)		72.4%		72.0%	71.6%		71.2%
R2: 100% Feed (Control)		72.1%		71.9%	71.1%		71.5%
R2: 100% Feed (Control)		72.4%		72.0%	71.1%		71.9%
R2: 100% Food Waste							
R2: 100% Food Waste							
R3: 10% FW + 90% Feed		71.3%		70.8%	70.6%		70.5%
R3: 10% FW + 90% Feed		71.3%		71.0%	70.5%		70.4%
R4: 20% FW + 80% Feed		71.7%		70.8%	70.4%		71.1%
R4: 20% FW + 80% Feed		71.8%		70.6%	70.0%		71.0%
R5: 20% FW + 80% Feed		71.7%		70.8%	69.8%		70.7%
R5: 20% FW + 80% Feed		71.9%		70.5%	70.1%		70.8%
R6: 50% FW + 50% Feed		71.5%		71.6%	70.2%		71.5%
R6: 50% FW + 50% Feed		71.7%		71.3%	70.1%		71.6%
Feed	85.9%					83.5%	
Feed	85.8%					83.5%	
Feed							
Seed							
Seed							
Seed							
Food Waste	87.5%					88.2%	
Food Waste	87.3%					87.4%	

Test	Thursday	Friday	Monday	Tuesday	Wednesday	Thursday	Friday
Date	6-Jun-13	7-Jun-13	10-Jun-13	11-Jun-13	12-Jun-13	13-Jun-13	14-Jun-13
Day	104	105	108	109	110	111	112

VS (%)

R1: 100% Feed (Control)		72.4%	70.3%		71.5%		72.5%
R1: 100% Feed (Control)		72.2%			72.2%		72.3%
R2: 100% Feed (Control)		71.3%	70.0%		70.7%		69.9%
R2: 100% Feed (Control)		71.3%	70.3%		71.2%		69.8%
R2: 100% Food Waste							
R2: 100% Food Waste							
R3: 10% FW + 90% Feed		69.8%			69.8%		68.8%
R3: 10% FW + 90% Feed		70.1%	69.1%		69.7%		69.1%
R4: 20% FW + 80% Feed		70.8%	69.3%		67.5%		70.2%
R4: 20% FW + 80% Feed		70.7%	69.7%		69.6%		68.9%
R5: 20% FW + 80% Feed		70.0%	69.8%		70.3%		68.7%
R5: 20% FW + 80% Feed		70.1%	69.5%		70.6%		70.1%
R6: 50% FW + 50% Feed		71.4%	70.1%		71.7%		69.3%
R6: 50% FW + 50% Feed		70.9%			71.3%		70.0%
Feed				71.4%			
Feed				71.4%			
Feed							
Seed							
Seed							
Seed							
Food Waste				94.1%			
Food Waste				94.2%			

Test	No Feeding/No Wasting						
	Monday 17-Jun-13	Tuesday 18-Jun-13	Wednesday 19-Jun-13	Thursday 20-Jun-13	Friday 21-Jun-13	Monday 24-Jun-13	Tuesday 25-Jun-13
Date Day	115	116	117	118	119	122	123

VS (%)

R1: 100% Feed (Control)	71.8%		72.8%			68.0%	
R1: 100% Feed (Control)	71.6%		72.9%			69.1%	
R2: 100% Feed (Control)	68.8%		68.2%			66.3%	
R2: 100% Feed (Control)	68.4%		68.1%			66.5%	
R2: 100% Food Waste							
R2: 100% Food Waste							
R3: 10% FW + 90% Feed			67.2%			65.4%	
R3: 10% FW + 90% Feed	68.0%		67.5%			65.1%	
R4: 20% FW + 80% Feed	68.3%		68.4%			66.8%	
R4: 20% FW + 80% Feed	69.4%		69.2%			67.0%	
R5: 20% FW + 80% Feed	68.2%		71.3%			67.1%	
R5: 20% FW + 80% Feed	68.1%		69.5%			67.5%	
R6: 50% FW + 50% Feed	69.9%		69.7%			67.5%	
R6: 50% FW + 50% Feed	69.8%		69.6%			67.5%	
Feed		76.1%					81.4%
Feed		77.1%					80.4%
Feed							
Seed							
Seed							
Seed							
Food Waste		89.8%					84.7%
Food Waste		88.6%					83.4%

Test	No Feeding/No Wasting						
	Wednesday	Thursday	Friday	Monday	Tuesday	Wednesday	Thursday
Date	26-Jun-13	27-Jun-13	28-Jun-13	1-Jul-13	2-Jul-13	3-Jul-13	4-Jul-13
Day	124	125	126	129	130	131	132

VS (%)

R1: 100% Feed (Control)	66.2%		68.3%	65.9%		66.6%	
R1: 100% Feed (Control)	67.8%		68.5%	64.4%		66.4%	
R2: 100% Feed (Control)	64.4%		67.2%	63.2%		67.2%	
R2: 100% Feed (Control)	64.3%		66.8%	65.7%		67.1%	
R2: 100% Food Waste							
R2: 100% Food Waste							
R3: 10% FW + 90% Feed	61.0%		65.1%	61.5%		64.6%	
R3: 10% FW + 90% Feed	61.3%		65.2%	59.7%		64.8%	
R4: 20% FW + 80% Feed	63.6%		67.2%	66.4%		66.2%	
R4: 20% FW + 80% Feed	64.5%		67.6%	64.0%		66.4%	
R5: 20% FW + 80% Feed	63.4%		68.9%	61.0%		64.7%	
R5: 20% FW + 80% Feed	64.1%		69.2%	63.4%		64.3%	
R6: 50% FW + 50% Feed	61.5%		76.8%	65.3%		67.5%	
R6: 50% FW + 50% Feed	63.8%		68.1%	62.0%		67.7%	
Feed							
Feed							
Feed							
Seed							
Seed							
Seed							
Food Waste					90.2%		
Food Waste					90.9%		

Test	No Feeding/No	No Feeding/No	No Feeding/No	Wednesday	Thursday	Friday	Monday
	Wasting	Wasting	Wasting				
Date	Friday	Monday	Tuesday	10-Jul-13	11-Jul-13	12-Jul-13	15-Jul-13
Day	133	136	137	138	139	140	143

VS (%)

R1: 100% Feed (Control)	65.4%	67.5%	67.2%
R1: 100% Feed (Control)	65.6%	67.5%	67.4%
R2: 100% Feed (Control)	65.4%	68.3%	67.2%
R2: 100% Feed (Control)	65.8%	67.8%	67.7%
R2: 100% Food Waste			
R2: 100% Food Waste			
R3: 10% FW + 90% Feed	64.0%	65.9%	65.5%
R3: 10% FW + 90% Feed	64.0%	66.4%	65.8%
R4: 20% FW + 80% Feed	63.9%	66.4%	65.7%
R4: 20% FW + 80% Feed	63.9%	66.3%	65.8%
R5: 20% FW + 80% Feed	65.3%	63.4%	64.3%
R5: 20% FW + 80% Feed	65.5%	63.7%	64.2%
R6: 50% FW + 50% Feed	65.1%	67.1%	65.4%
R6: 50% FW + 50% Feed	65.2%	67.5%	66.7%
Feed	86.3%		
Feed	86.4%		
Feed			
Seed			
Seed			
Seed			
Food Waste	87.2%		
Food Waste	89.1%		

Test**Date****Day**

Tuesday	Wednesday	Thursday	Friday	Monday	Tuesday	Wednesday	Thursday	Friday
16-Jul-13	17-Jul-13	18-Jul-13	19-Jul-13	22-Jul-13	23-Jul-13	24-Jul-13	25-Jul-13	26-Jul-13
144	145	146	147	150	151	152	153	154

VS (%)

R1: 100% Feed (Control)		69.1%		70.5%	69.8%		71.7%		70.8%
R1: 100% Feed (Control)		69.0%		71.1%	69.7%		71.9%		71.1%
R2: 100% Feed (Control)		68.5%		70.0%	69.9%		71.9%		70.7%
R2: 100% Feed (Control)		68.5%		69.9%	69.8%		71.5%		70.9%
R2: 100% Food Waste									
R2: 100% Food Waste									
R3: 10% FW + 90% Feed		67.4%		68.7%	68.2%		70.2%		69.2%
R3: 10% FW + 90% Feed		67.5%		68.9%	68.3%		69.3%		68.9%
R4: 20% FW + 80% Feed		67.7%		68.9%	68.5%		69.8%		69.7%
R4: 20% FW + 80% Feed		67.8%		69.0%	68.6%		69.6%		69.3%
R5: 20% FW + 80% Feed		63.3%		65.0%	65.6%		67.4%		65.8%
R5: 20% FW + 80% Feed		63.6%		64.9%	65.7%		67.1%		66.3%
R6: 50% FW + 50% Feed		67.0%		67.5%	66.3%		68.5%		68.0%
R6: 50% FW + 50% Feed		67.1%		67.6%	66.5%		68.5%		68.3%
Feed	86.5%					87.3%			
Feed	86.0%					87.4%			
Feed									
Seed									
Seed									
Seed									
Food Waste	83.5%					92.2%			
Food Waste	81.9%					92.2%			

Test	TSVS	Friday 22-Feb-13	Tuesday 26-Feb-13	Wednesday 27-Feb-13
Date Day		0	4	5
Average TS (%)				
	Average		Average after R2 reseeding	
R1: 100% Feed (Control)	2.1%		2.0%	1.6%
R2: 100% Feed (Control)	2.1%		2.1%	1.5%
R2: 100% Food Waste	3.5%		1.3%	2.4%
R3: 10% FW + 90% Feed	2.2%		2.2%	1.0%
R4: 20% FW + 80% Feed	2.2%		2.2%	1.8%
R5: 20% FW + 80% Feed	2.3%		2.4%	2.0%
R6: 50% FW + 50% Feed	2.4%		2.5%	1.6%
Feed	5.1%	5.1%	5.1%	1.3%
Seed	2.5%	2.53%	2.53%	1.7%
Food Waste	15.4%	13.4%	13.4%	5.1%
Average VS (%)				
	Average		Average after R2 reseeding	
R1: 100% Feed (Control)	69.7%		65.8%	65.7%
R2: 100% Feed (Control)	69.5%		65.8%	65.7%
R2: 100% Food Waste	74.3%		61.2%	68.3%
R3: 10% FW + 90% Feed	68.2%		60.6%	64.6%
R4: 20% FW + 80% Feed	68.7%		66.4%	68.1%
R5: 20% FW + 80% Feed	68.6%		65.4%	67.2%
R6: 50% FW + 50% Feed	68.6%		64.1%	67.4%
Feed	84.3%	84.2%	84.2%	84.2%
Seed	65.9%	64.81%	64.81%	67.4%
Food Waste	89.5%	94.3%	94.3%	84.2%

Test	Second SRT Starts							
	Wednesday 20-Mar-13 26	Thursday 21-Mar-13 27	Friday 22-Mar-13 28	Monday 25-Mar-13 31	Tuesday 26-Mar-13 32	Wednesday 27-Mar-13 33	Thursday 28-Mar-13 34	
Average TS (%)								
R1: 100% Feed (Control)	2.3%		2.3%	2.3%		2.3%		
R2: 100% Feed (Control)								
R2: 100% Food Waste	2.9%		3.0%	2.7%		3.2%		
R3: 10% FW + 90% Feed	2.3%		2.3%	2.3%		2.4%		
R4: 20% FW + 80% Feed	2.1%		2.2%	2.2%		2.3%		
R5: 20% FW + 80% Feed	2.2%		2.3%	2.2%		2.4%		
R6: 50% FW + 50% Feed	2.4%		2.4%	2.3%		2.4%		
Feed	5.8%	5.8%	5.8%	5.8%	4.8%	4.8%	4.8%	
Seed								
Food Waste	12.8%	12.8%	12.8%	12.8%	12.6%	12.6%	12.6%	
Average VS (%)								
R1: 100% Feed (Control)	68.4%	68.4%	69.1%	68.0%	69.2%	69.4%	69.2%	
R2: 100% Feed (Control)								
R2: 100% Food Waste	74.0%	71.7%	72.3%	70.1%	73.1%	74.0%	73.1%	
R3: 10% FW + 90% Feed	69.9%	68.6%	68.9%	68.2%	68.7%	69.2%	68.7%	
R4: 20% FW + 80% Feed	69.7%	68.6%	68.9%	68.0%	68.3%	68.1%	68.3%	
R5: 20% FW + 80% Feed	69.5%	68.5%	69.2%	68.2%	69.6%	70.5%	69.6%	
R6: 50% FW + 50% Feed	69.1%	68.2%	68.7%	67.5%	68.0%	68.2%	68.0%	
Feed	86.0%	86.0%	86.0%	86.0%	85.9%	85.9%	85.9%	
Seed								
Food Waste	92.8%	92.8%	92.8%	92.8%	93.0%	93.0%	93.0%	

Test	Friday	Monday	Tuesday	Wednesday	Thursday	Friday	Monday
Date	29-Mar-13	1-Apr-13	2-Apr-13	3-Apr-13	4-Apr-13	5-Apr-13	8-Apr-13
Day	35	38	39	40	41	42	45

Average TS (%)

R1: 100% Feed (Control)	2.4%	2.2%		2.2%		2.2%	2.4%
R2: 100% Feed (Control)							
R2: 100% Food Waste	3.4%	3.2%		3.8%		4.1%	4.4%
R3: 10% FW + 90% Feed	2.3%	2.2%		2.3%		2.3%	2.6%
R4: 20% FW + 80% Feed	2.3%	2.2%		2.3%		2.3%	2.5%
R5: 20% FW + 80% Feed	2.3%	2.2%		2.3%		2.3%	2.6%
R6: 50% FW + 50% Feed	2.4%	2.3%		2.4%		2.4%	2.7%
Feed	4.8%	4.8%	5.5%	5.5%	5.5%	5.5%	5.5%
Seed							
Food Waste	12.6%	12.6%	12.6%	12.6%	12.6%	12.6%	12.6%

Average VS (%)

R1: 100% Feed (Control)	70.1%	68.8%	69.7%	70.0%	69.7%	70.2%	65.7%
R2: 100% Feed (Control)							
R2: 100% Food Waste	75.2%	74.4%	77.2%	77.9%	77.2%	79.2%	79.0%
R3: 10% FW + 90% Feed	68.8%	68.7%	69.4%	69.8%	69.4%	69.8%	64.6%
R4: 20% FW + 80% Feed	68.7%	68.1%	69.3%	69.8%	69.3%	69.9%	65.5%
R5: 20% FW + 80% Feed	70.2%	69.2%	69.9%	70.0%	69.9%	70.5%	66.5%
R6: 50% FW + 50% Feed	68.3%	67.5%	68.6%	68.9%	68.6%	69.4%	64.2%
Feed	85.9%	85.9%	86.3%	86.3%	86.3%	86.3%	86.3%
Seed							
Food Waste	93.0%	93.0%	93.6%	93.6%	93.6%	93.6%	93.6%

Test	Tuesday	Wednesday	Thursday	Friday	Monday	Tuesday	Wednesday
Date	9-Apr-13	10-Apr-13	11-Apr-13	12-Apr-13	15-Apr-13	16-Apr-13	17-Apr-13
Day	46	47	48	49	52	53	54

Average TS (%)

R1: 100% Feed (Control)		2.2%		2.1%	2.0%		2.2%
R2: 100% Feed (Control)							
R2: 100% Food Waste		5.4%		5.6%	6.7%		8.6%
R3: 10% FW + 90% Feed		2.3%		2.2%	2.2%		2.2%
R4: 20% FW + 80% Feed		2.2%		2.2%	2.1%		2.2%
R5: 20% FW + 80% Feed		2.2%		2.2%	2.1%		2.2%
R6: 50% FW + 50% Feed		2.4%		2.3%	2.2%		2.4%
Feed	5.7%	5.7%	5.7%	5.7%	5.7%	5.3%	5.3%
Seed						2.70%	
Food Waste	12.3%	12.3%	12.3%	12.3%	12.3%	20.2%	20.2%

Average VS (%)

R1: 100% Feed (Control)	69.3%	71.4%	69.3%	70.7%	70.1%	70.7%	71.5%
R2: 100% Feed (Control)							
R2: 100% Food Waste	82.8%	84.2%	82.8%	85.2%	87.6%	82.5%	89.8%
R3: 10% FW + 90% Feed	68.5%	70.8%	68.5%	70.0%	70.5%	70.8%	70.9%
R4: 20% FW + 80% Feed	68.3%	69.8%	68.3%	69.7%	69.3%	69.8%	70.2%
R5: 20% FW + 80% Feed	69.1%	70.4%	69.1%	70.5%	70.4%	70.7%	70.9%
R6: 50% FW + 50% Feed	67.7%	69.7%	67.7%	69.2%	68.9%	69.8%	70.3%
Feed	86.8%	86.8%	86.8%	86.8%	86.8%	86.2%	86.2%
Seed						66.7%	
Food Waste	93.0%	93.0%	93.0%	93.0%	93.0%	85.8%	85.8%

Test	R2 Re-seeded	Friday	Monday	Tuesday	Wednesday	Thursday	Friday
Date	Thursday	Friday	Monday	Tuesday	Wednesday	Thursday	Friday
Day	18-Apr-13	19-Apr-13	22-Apr-13	23-Apr-13	24-Apr-13	25-Apr-13	26-Apr-13
	55	56	59	60	61	62	63
Average TS (%)							
R1: 100% Feed (Control)		2.2%			2.1%		2.1%
R2: 100% Feed (Control)		1.8%			2.2%		2.2%
R2: 100% Food Waste							
R3: 10% FW + 90% Feed		2.2%			2.2%		2.2%
R4: 20% FW + 80% Feed		2.2%			2.2%		2.2%
R5: 20% FW + 80% Feed		2.2%			2.2%		2.2%
R6: 50% FW + 50% Feed		2.4%			2.4%		2.3%
Feed	5.3%	5.3%	5.3%	5.0%	5.0%	5.0%	5.0%
Seed							
Food Waste	20.2%	20.2%	20.2%	18.7%	18.7%	18.7%	18.7%
Average VS (%)							
R1: 100% Feed (Control)	70.7%	70.6%		70.6%	70.6%	70.6%	70.5%
R2: 100% Feed (Control)		70.1%		70.4%	70.5%	70.4%	70.2%
R2: 100% Food Waste	82.5%						
R3: 10% FW + 90% Feed	70.8%	70.9%		70.5%	70.1%	70.5%	70.9%
R4: 20% FW + 80% Feed	69.8%	70.0%		70.2%	70.3%	70.2%	70.2%
R5: 20% FW + 80% Feed	70.7%	70.8%		70.6%	70.6%	70.6%	70.5%
R6: 50% FW + 50% Feed	69.8%	70.0%		69.5%	69.9%	69.5%	69.1%
Feed	86.2%	86.2%	86.2%	87.1%	87.1%	87.1%	87.1%
Seed							
Food Waste	85.8%	85.8%	85.8%	89.7%	89.7%	89.7%	89.7%

Test	Wednesday	Thursday	Friday	Monday	Tuesday	Wednesday	Thursday
Date	8-May-13	9-May-13	10-May-13	13-May-13	14-May-13	15-May-13	16-May-13
Day	75	76	77	80	81	82	83

Average TS (%)

R1: 100% Feed (Control)	2.0%		1.9%	1.9%		1.9%	
R2: 100% Feed (Control)	2.0%		2.0%	2.1%		1.9%	
R2: 100% Food Waste							
R3: 10% FW + 90% Feed	2.2%		2.1%	2.0%		2.1%	
R4: 20% FW + 80% Feed	2.2%		2.1%	2.0%		2.0%	
R5: 20% FW + 80% Feed	2.2%		2.2%	2.0%		2.0%	
R6: 50% FW + 50% Feed	2.4%		2.4%	2.4%		2.3%	
Feed	3.5%	3.5%	3.5%	3.5%	4.6%	4.6%	4.6%
Seed							
Food Waste	15.9%	15.9%	15.9%	15.9%	15.8%	15.8%	15.8%

Average VS (%)

R1: 100% Feed (Control)	71.0%	71.5%	71.6%	69.3%	70.6%	71.8%	70.6%
R2: 100% Feed (Control)	69.7%	70.3%	70.0%	68.9%	69.4%	70.5%	69.4%
R2: 100% Food Waste							
R3: 10% FW + 90% Feed	70.4%	70.7%	70.7%	69.1%	70.1%	71.1%	70.1%
R4: 20% FW + 80% Feed	69.8%	70.4%	70.4%	70.2%	70.5%	71.2%	70.5%
R5: 20% FW + 80% Feed	70.6%	71.0%	71.4%	70.4%	70.5%	71.4%	70.5%
R6: 50% FW + 50% Feed	69.9%	70.3%	70.8%	65.8%	68.2%	69.9%	68.2%
Feed	86.3%	86.3%	86.3%	86.3%	84.6%	84.6%	84.6%
Seed							
Food Waste	85.2%	85.2%	85.2%	85.2%	88.3%	88.3%	88.3%

Test	Friday	Monday	Tuesday	Wednesday	Thursday	Friday	Monday
Date	17-May-13	20-May-13	21-May-13	22-May-13	23-May-13	24-May-13	27-May-13
Day	84	87	88	89	90	91	94

Average TS (%)

R1: 100% Feed (Control)	1.9%	1.8%		1.9%		1.9%	1.8%
R2: 100% Feed (Control)	1.9%	1.9%		2.3%		1.9%	1.9%
R2: 100% Food Waste							
R3: 10% FW + 90% Feed	2.1%	2.1%		2.1%		2.1%	1.8%
R4: 20% FW + 80% Feed	2.1%	2.0%		2.2%		2.2%	2.0%
R5: 20% FW + 80% Feed	2.1%	2.1%		2.4%		2.1%	2.1%
R6: 50% FW + 50% Feed	2.3%	1.9%		2.5%		2.4%	2.2%
Feed	4.6%	4.6%	4.6%	4.6%	4.6%	4.6%	4.6%
Seed							
Food Waste	15.8%	15.8%	18.1%	18.1%	18.1%	18.1%	18.1%

Average VS (%)

R1: 100% Feed (Control)	70.8%	70.7%	71.3%	71.7%	71.3%	71.5%	70.2%
R2: 100% Feed (Control)	68.7%	69.7%	71.7%	74.4%	71.7%	71.0%	70.4%
R2: 100% Food Waste							
R3: 10% FW + 90% Feed	70.1%	70.6%	69.0%	65.5%	69.0%	71.0%	69.1%
R4: 20% FW + 80% Feed	70.0%	69.7%	70.8%	70.9%	70.8%	71.7%	69.2%
R5: 20% FW + 80% Feed	69.7%	69.7%	71.1%	73.2%	71.1%	70.3%	68.8%
R6: 50% FW + 50% Feed	69.0%	67.6%	69.8%	70.8%	69.8%	70.8%	69.5%
Feed	84.6%	84.6%	86.9%	86.9%	86.9%	86.9%	86.9%
Seed							
Food Waste	88.3%	88.3%	88.9%	88.9%	88.9%	88.9%	88.9%

Test	Tuesday	Wednesday	Thursday	Friday	Monday	Tuesday	Wednesday
Date	28-May-13	29-May-13	30-May-13	31-May-13	3-Jun-13	4-Jun-13	5-Jun-13
Day	95	96	97	98	101	102	103

Average TS (%)

R1: 100% Feed (Control)		1.9%		1.9%	1.9%		1.9%
R2: 100% Feed (Control)		2.0%		2.0%	1.9%		2.0%
R2: 100% Food Waste							
R3: 10% FW + 90% Feed		2.2%		2.2%	2.1%		2.3%
R4: 20% FW + 80% Feed		2.2%		2.2%	2.2%		2.1%
R5: 20% FW + 80% Feed		2.2%		2.2%	2.2%		2.2%
R6: 50% FW + 50% Feed		2.4%		2.4%	2.3%		2.5%
Feed	5.1%	5.1%	5.1%	5.1%	5.1%	6.2%	6.2%
Seed							
Food Waste	15.8%	15.8%	15.8%	15.8%	15.8%	15.7%	15.7%

Average VS (%)

R1: 100% Feed (Control)	71.6%	72.3%	71.6%	72.2%	71.8%	71.8%	71.2%
R2: 100% Feed (Control)	71.3%	72.2%	71.5%	71.9%	71.1%	71.4%	71.7%
R2: 100% Food Waste							
R3: 10% FW + 90% Feed	70.4%	71.3%	70.4%	70.9%	70.6%	70.3%	70.5%
R4: 20% FW + 80% Feed	70.5%	71.8%	70.5%	70.7%	70.2%	70.6%	71.0%
R5: 20% FW + 80% Feed	70.4%	71.8%	70.4%	70.7%	69.9%	70.3%	70.8%
R6: 50% FW + 50% Feed	70.8%	71.6%	70.8%	71.4%	70.1%	70.9%	71.5%
Feed	85.8%	85.8%	85.8%	85.8%	85.8%	83.5%	83.5%
Seed							
Food Waste	87.4%	87.4%	87.4%	87.4%	87.4%	87.8%	87.8%

Test	Thursday	Friday	Monday	Tuesday	Wednesday	Thursday	Friday
Date	6-Jun-13	7-Jun-13	10-Jun-13	11-Jun-13	12-Jun-13	13-Jun-13	14-Jun-13
Day	104	105	108	109	110	111	112

Average TS (%)

R1: 100% Feed (Control)		2.2%	2.1%		2.3%		2.5%
R2: 100% Feed (Control)		2.1%	2.0%		2.3%		2.3%
R2: 100% Food Waste							
R3: 10% FW + 90% Feed		2.3%	2.3%		2.4%		2.5%
R4: 20% FW + 80% Feed		2.3%	2.3%		2.4%		2.4%
R5: 20% FW + 80% Feed		2.4%	2.3%		2.5%		2.6%
R6: 50% FW + 50% Feed		2.6%	2.4%		2.7%		2.6%
Feed	6.2%	6.2%	6.2%	6.7%	6.7%	6.7%	6.7%
Seed							
Food Waste	15.7%	15.7%	15.7%	15.5%	15.5%	15.5%	15.5%

Average VS (%)

R1: 100% Feed (Control)	71.8%	72.3%	70.3%	71.5%	71.8%	71.5%	72.4%
R2: 100% Feed (Control)	71.4%	71.3%	70.2%	70.5%	70.9%	70.3%	69.8%
R2: 100% Food Waste							
R3: 10% FW + 90% Feed	70.3%	69.9%	69.1%	69.3%	69.7%	69.3%	69.0%
R4: 20% FW + 80% Feed	70.6%	70.7%	69.5%	69.2%	68.5%	69.2%	69.5%
R5: 20% FW + 80% Feed	70.3%	70.0%	69.7%	69.8%	70.4%	69.8%	69.4%
R6: 50% FW + 50% Feed	70.9%	71.1%	70.1%	70.4%	71.5%	70.4%	69.7%
Feed	83.5%	83.5%	83.5%	71.4%	71.4%	71.4%	71.4%
Seed							
Food Waste	87.8%	87.8%	87.8%	94.1%	94.1%	94.1%	94.1%

Test	Wednesday	Thursday	Friday	Monday	Tuesday	Wednesday	No Feeding/No Wasting Thursday
Date	26-Jun-13	27-Jun-13	28-Jun-13	1-Jul-13	2-Jul-13	3-Jul-13	4-Jul-13
Day	124	125	126	129	130	131	132

Average TS (%)

R1: 100% Feed (Control)	2.3%		2.3%	2.1%		2.2%	
R2: 100% Feed (Control)	2.4%		2.2%	2.2%		2.2%	
R2: 100% Food Waste							
R3: 10% FW + 90% Feed	2.7%		2.6%	2.3%		2.6%	
R4: 20% FW + 80% Feed	2.6%		2.5%	2.4%		2.4%	
R5: 20% FW + 80% Feed	3.0%		3.0%	2.7%		2.7%	
R6: 50% FW + 50% Feed	2.8%		2.7%	2.6%		2.7%	
Feed	5.1%	5.1%	5.1%	5.1%	5.1%	5.1%	
Seed							
Food Waste	16.0%	16.0%	16.0%	16.0%	15.1%	15.1%	

Average VS (%)

R1: 100% Feed (Control)	67.0%	68.0%	68.4%	65.2%	65.8%	66.5%	
R2: 100% Feed (Control)	64.4%	65.9%	67.0%	64.4%	65.8%	67.2%	
R2: 100% Food Waste							
R3: 10% FW + 90% Feed	61.2%	63.8%	65.1%	60.6%	62.7%	64.7%	
R4: 20% FW + 80% Feed	64.0%	66.1%	67.4%	65.2%	65.8%	66.3%	
R5: 20% FW + 80% Feed	63.7%	66.7%	69.0%	62.2%	63.3%	64.5%	
R6: 50% FW + 50% Feed	62.6%	67.5%	72.4%	63.7%	65.6%	67.6%	
Feed	80.9%	80.9%	80.9%	80.9%	80.9%	80.9%	
Seed							
Food Waste	84.1%	84.1%	84.1%	84.1%	90.6%	90.6%	

Test	No Feeding/No	No Feeding/No	No Feeding/No	Wednesday	Thursday	Friday	Monday
	Wasting	Wasting	Wasting				
Date	Friday	Monday	Tuesday	10-Jul-13	11-Jul-13	12-Jul-13	15-Jul-13
Day	133	136	137	138	139	140	143

Average TS (%)

R1: 100% Feed (Control)				2.0%		2.1%	1.9%
R2: 100% Feed (Control)				2.0%		2.1%	1.9%
R2: 100% Food Waste							
R3: 10% FW + 90% Feed				2.1%		2.2%	2.0%
R4: 20% FW + 80% Feed				1.9%		2.3%	2.2%
R5: 20% FW + 80% Feed				2.2%		2.5%	2.2%
R6: 50% FW + 50% Feed				2.4%		2.6%	2.4%
Feed			4.6%	4.6%	4.6%	4.6%	4.6%
Seed							
Food Waste			15.1%	15.1%	15.1%	15.1%	15.1%

Average VS (%)

R1: 100% Feed (Control)			66.5%	65.5%	66.5%	67.5%	67.3%
R2: 100% Feed (Control)			65.6%	65.6%	66.8%	68.1%	67.4%
R2: 100% Food Waste							
R3: 10% FW + 90% Feed			65.1%	64.0%	65.1%	66.1%	65.6%
R4: 20% FW + 80% Feed			65.1%	63.9%	65.1%	66.4%	65.8%
R5: 20% FW + 80% Feed			64.5%	65.4%	64.5%	63.5%	64.3%
R6: 50% FW + 50% Feed			66.2%	65.1%	66.2%	67.3%	66.0%
Feed			86.4%	86.4%	86.4%	86.4%	86.4%
Seed							
Food Waste			88.1%	88.1%	88.1%	88.1%	88.1%

Test	Tuesday	Wednesday	Thursday	Friday	Monday	Tuesday	Wednesday	Thursday	Friday
Date	16-Jul-13	17-Jul-13	18-Jul-13	19-Jul-13	22-Jul-13	23-Jul-13	24-Jul-13	25-Jul-13	26-Jul-13
Day	144	145	146	147	150	151	152	153	154

Average TS (%)

R1: 100% Feed (Control)		1.9%		2.0%	2.0%		1.9%		1.9%
R2: 100% Feed (Control)		1.9%		2.0%	2.0%		2.0%		2.0%
R2: 100% Food Waste									
R3: 10% FW + 90% Feed		2.2%		2.1%	2.1%		2.1%		2.0%
R4: 20% FW + 80% Feed		2.2%		2.3%	2.1%		2.1%		2.2%
R5: 20% FW + 80% Feed		2.5%		2.6%	2.3%		2.4%		2.7%
R6: 50% FW + 50% Feed		2.6%		2.7%	2.5%		2.6%		2.7%
Feed	4.7%	4.7%	4.7%	4.7%	4.7%	4.8%	4.8%	4.8%	4.8%
Seed									
Food Waste	15.2%	15.2%	15.2%	15.2%	15.2%	15.7%	15.7%	15.7%	15.7%

Average VS (%)

R1: 100% Feed (Control)	69.1%	69.0%	69.1%	70.8%	69.7%	70.8%	71.8%	70.8%	71.0%
R2: 100% Feed (Control)	68.0%	68.5%	68.6%	70.0%	69.8%	70.8%	71.7%	70.8%	70.8%
R2: 100% Food Waste									
R3: 10% FW + 90% Feed	67.3%	67.4%	67.3%	68.8%	68.2%	69.0%	69.8%	69.0%	69.1%
R4: 20% FW + 80% Feed	67.5%	67.7%	67.5%	68.9%	68.5%	69.2%	69.7%	69.2%	69.5%
R5: 20% FW + 80% Feed	64.2%	63.4%	64.2%	64.9%	65.6%	66.3%	67.3%	66.3%	66.1%
R6: 50% FW + 50% Feed	66.9%	67.0%	66.9%	67.5%	66.4%	67.7%	68.5%	67.7%	68.2%
Feed	86.3%	86.3%	86.3%	86.3%	86.3%	87.4%	87.4%	87.4%	87.4%
Seed									
Food Waste	82.7%	82.7%	82.7%	82.7%	82.7%	92.2%	92.2%	92.2%	92.2%

Test	TSVS	Friday	Tuesday	Wednesday
		22-Feb-13	26-Feb-13	27-Feb-13
Date		0	4	5
Day				
"Theoretical Feed" TS (%)		Average after R2 reseeding		
	Average			
R1: 100% Feed (Control)	5.1%	5.0%	5.1%	5.1%
R2: 100% Feed (Control)	5.0%	5.0%		
R2: 100% Food Waste	13.7%		13.4%	13.4%
R3: 10% FW + 90% Feed	5.5%	5.4%	5.4%	5.4%
R4: 20% FW + 80% Feed	5.9%	5.9%	5.8%	5.8%
R5: 20% FW + 80% Feed	5.9%	5.9%	5.8%	5.8%
R6: 50% FW + 50% Feed	7.8%	7.9%	7.2%	7.2%
"Theoretical Feed" VS (%)		Average after R2 reseeding		
	Average			
R1: 100% Feed (Control)	84.3%	83.7%	84.2%	84.2%
R2: 100% Feed (Control)	83.7%	83.7%		
R2: 100% Food Waste	92.3%		94.3%	94.3%
R3: 10% FW + 90% Feed	84.5%	83.8%	84.6%	84.6%
R4: 20% FW + 80% Feed	84.7%	84.0%	85.0%	85.0%
R5: 20% FW + 80% Feed	84.7%	84.0%	85.0%	85.0%
R6: 50% FW + 50% Feed	85.6%	84.8%	86.8%	86.8%
TS Destruction (%)		Average after R2 reseeding		
	Average			
R1: 100% Feed (Control)	58.6%	58.4%	68%	71%
R2: 100% Feed (Control)	57.6%	57.6%		
R2: 100% Food Waste	73.9%		90%	82%
R3: 10% FW + 90% Feed	60.0%	58.6%	82%	81%
R4: 20% FW + 80% Feed	62.7%	61.9%	69%	65%
R5: 20% FW + 80% Feed	61.2%	59.6%	73%	71%
R6: 50% FW + 50% Feed	68.5%	68.6%	82%	76%

Test	Thursday	Friday	Monday	Tuesday	Wednesday	Thursday	Friday
Date	28-Feb-13	1-Mar-13	4-Mar-13	5-Mar-13	6-Mar-13	7-Mar-13	8-Mar-13
Day	6	7	10	11	12	13	14
"Theoretical Feed" TS (%)							
R1: 100% Feed (Control)	5.1%	5.1%	5.1%	6.0%	6.0%	6.0%	6.0%
R2: 100% Feed (Control)							
R2: 100% Food Waste	13.4%	13.4%	13.4%	13.4%	13.4%	13.4%	13.4%
R3: 10% FW + 90% Feed	5.4%	5.4%	5.4%	6.2%	6.2%	6.2%	6.2%
R4: 20% FW + 80% Feed	5.8%	5.8%	5.8%	6.6%	6.6%	6.6%	6.6%
R5: 20% FW + 80% Feed	5.8%	5.8%	5.8%	6.6%	6.6%	6.6%	6.6%
R6: 50% FW + 50% Feed	7.2%	7.2%	7.2%	7.9%	7.9%	7.9%	7.9%
"Theoretical Feed" VS (%)							
R1: 100% Feed (Control)	84.2%	84.2%	84.2%	83.6%	83.6%	83.6%	83.6%
R2: 100% Feed (Control)							
R2: 100% Food Waste	94.3%	94.3%	94.3%	94.3%	94.3%	94.3%	94.3%
R3: 10% FW + 90% Feed	84.6%	84.6%	84.6%	83.9%	83.9%	83.9%	83.9%
R4: 20% FW + 80% Feed	85.0%	85.0%	85.0%	84.4%	84.4%	84.4%	84.4%
R5: 20% FW + 80% Feed	85.0%	85.0%	85.0%	84.4%	84.4%	84.4%	84.4%
R6: 50% FW + 50% Feed	86.8%	86.8%	86.8%	86.3%	86.3%	86.3%	86.3%
TS Destruction (%)							
R1: 100% Feed (Control)		64%	63%		67%		69%
R2: 100% Feed (Control)							
R2: 100% Food Waste		81%	83%		84%		80%
R3: 10% FW + 90% Feed		71%	76%		62%		74%
R4: 20% FW + 80% Feed		66%	66%		68%		72%
R5: 20% FW + 80% Feed		69%	71%		71%		71%
R6: 50% FW + 50% Feed		65%	68%		68%		68%

Test	Monday	Tuesday	Wednesday	Thursday	Friday	Monday	Tuesday
Date	11-Mar-13	12-Mar-13	13-Mar-13	14-Mar-13	15-Mar-13	18-Mar-13	19-Mar-13
Day	17	18	19	20	21	24	25
"Theoretical Feed" TS (%)							
R1: 100% Feed (Control)	6.0%	4.2%	4.2%	4.2%	4.2%	4.2%	5.8%
R2: 100% Feed (Control)							
R2: 100% Food Waste	13.4%	15.3%	15.3%	15.3%	15.3%	15.3%	12.8%
R3: 10% FW + 90% Feed	6.2%	4.6%	4.6%	4.6%	4.6%	4.6%	6.0%
R4: 20% FW + 80% Feed	6.6%	5.1%	5.1%	5.1%	5.1%	5.1%	6.3%
R5: 20% FW + 80% Feed	6.6%	5.1%	5.1%	5.1%	5.1%	5.1%	6.3%
R6: 50% FW + 50% Feed	7.9%	7.0%	7.0%	7.0%	7.0%	7.0%	7.6%
"Theoretical Feed" VS (%)							
R1: 100% Feed (Control)	83.6%	84.0%	84.0%	84.0%	84.0%	84.0%	86.0%
R2: 100% Feed (Control)							
R2: 100% Food Waste	94.3%	88.7%	88.7%	88.7%	88.7%	88.7%	92.8%
R3: 10% FW + 90% Feed	83.9%	84.2%	84.2%	84.2%	84.2%	84.2%	86.2%
R4: 20% FW + 80% Feed	84.4%	84.4%	84.4%	84.4%	84.4%	84.4%	86.5%
R5: 20% FW + 80% Feed	84.4%	84.4%	84.4%	84.4%	84.4%	84.4%	86.5%
R6: 50% FW + 50% Feed	86.3%	85.2%	85.2%	85.2%	85.2%	85.2%	87.7%
TS Destruction (%)							
R1: 100% Feed (Control)	61%		43%		45%	44%	
R2: 100% Feed (Control)							
R2: 100% Food Waste	82%		82%		82%	83%	
R3: 10% FW + 90% Feed	75%		45%		47%	49%	
R4: 20% FW + 80% Feed	79%		56%		56%	57%	
R5: 20% FW + 80% Feed	70%		54%		55%	56%	
R6: 50% FW + 50% Feed	70%		65%		65%	66%	

Test					Second SRT Starts		
	Wednesday 20-Mar-13 26	Thursday 21-Mar-13 27	Friday 22-Mar-13 28	Monday 25-Mar-13 31	Tuesday 26-Mar-13 32	Wednesday 27-Mar-13 33	Thursday 28-Mar-13 34
"Theoretical Feed" TS (%)							
R1: 100% Feed (Control)	5.8%	5.8%	5.8%	5.8%	4.8%	4.8%	4.8%
R2: 100% Feed (Control)							
R2: 100% Food Waste	12.8%	12.8%	12.8%	12.8%	12.6%	12.6%	12.6%
R3: 10% FW + 90% Feed	6.0%	6.0%	6.0%	6.0%	5.1%	5.1%	5.1%
R4: 20% FW + 80% Feed	6.3%	6.3%	6.3%	6.3%	5.4%	5.4%	5.4%
R5: 20% FW + 80% Feed	6.3%	6.3%	6.3%	6.3%	5.4%	5.4%	5.4%
R6: 50% FW + 50% Feed	7.6%	7.6%	7.6%	7.6%	6.8%	6.8%	6.8%
"Theoretical Feed" VS (%)							
R1: 100% Feed (Control)	86.0%	86.0%	86.0%	86.0%	85.9%	85.9%	85.9%
R2: 100% Feed (Control)							
R2: 100% Food Waste	92.8%	92.8%	92.8%	92.8%	93.0%	93.0%	93.0%
R3: 10% FW + 90% Feed	86.2%	86.2%	86.2%	86.2%	86.1%	86.1%	86.1%
R4: 20% FW + 80% Feed	86.5%	86.5%	86.5%	86.5%	86.5%	86.5%	86.5%
R5: 20% FW + 80% Feed	86.5%	86.5%	86.5%	86.5%	86.5%	86.5%	86.5%
R6: 50% FW + 50% Feed	87.7%	87.7%	87.7%	87.7%	87.7%	87.7%	87.7%
TS Destruction (%)							
R1: 100% Feed (Control)	61%		61%	61%		52%	
R2: 100% Feed (Control)							
R2: 100% Food Waste	77%		77%	79%		74%	
R3: 10% FW + 90% Feed	62%		61%	62%		53%	
R4: 20% FW + 80% Feed	66%		65%	66%		58%	
R5: 20% FW + 80% Feed	65%		64%	65%		56%	
R6: 50% FW + 50% Feed	68%		68%	69%		64%	

Test	Friday	Monday	Tuesday	Wednesday	Thursday	Friday	Monday
Date	29-Mar-13	1-Apr-13	2-Apr-13	3-Apr-13	4-Apr-13	5-Apr-13	8-Apr-13
Day	35	38	39	40	41	42	45
"Theoretical Feed" TS (%)							
R1: 100% Feed (Control)	4.8%	4.8%	5.5%	5.5%	5.5%	5.5%	5.5%
R2: 100% Feed (Control)							
R2: 100% Food Waste	12.6%	12.6%	12.6%	12.6%	12.6%	12.6%	12.6%
R3: 10% FW + 90% Feed	5.1%	5.1%	5.8%	5.8%	5.8%	5.8%	5.8%
R4: 20% FW + 80% Feed	5.4%	5.4%	6.1%	6.1%	6.1%	6.1%	6.1%
R5: 20% FW + 80% Feed	5.4%	5.4%	6.1%	6.1%	6.1%	6.1%	6.1%
R6: 50% FW + 50% Feed	6.8%	6.8%	7.3%	7.3%	7.3%	7.3%	7.3%
"Theoretical Feed" VS (%)							
R1: 100% Feed (Control)	85.9%	85.9%	86.3%	86.3%	86.3%	86.3%	86.3%
R2: 100% Feed (Control)							
R2: 100% Food Waste	93.0%	93.0%	93.6%	93.6%	93.6%	93.6%	93.6%
R3: 10% FW + 90% Feed	86.1%	86.1%	86.6%	86.6%	86.6%	86.6%	86.6%
R4: 20% FW + 80% Feed	86.5%	86.5%	86.9%	86.9%	86.9%	86.9%	86.9%
R5: 20% FW + 80% Feed	86.5%	86.5%	86.9%	86.9%	86.9%	86.9%	86.9%
R6: 50% FW + 50% Feed	87.7%	87.7%	88.2%	88.2%	88.2%	88.2%	88.2%
TS Destruction (%)							
R1: 100% Feed (Control)	50%	54%		60%		60%	56%
R2: 100% Feed (Control)							
R2: 100% Food Waste	73%	74%		70%		68%	65%
R3: 10% FW + 90% Feed	55%	56%		60%		61%	55%
R4: 20% FW + 80% Feed	58%	61%		62%		62%	59%
R5: 20% FW + 80% Feed	57%	59%		63%		63%	58%
R6: 50% FW + 50% Feed	65%	66%		68%		67%	63%

Test	Tuesday	Wednesday	Thursday	Friday	Monday	Tuesday	Wednesday
Date	9-Apr-13	10-Apr-13	11-Apr-13	12-Apr-13	15-Apr-13	16-Apr-13	17-Apr-13
Day	46	47	48	49	52	53	54
"Theoretical Feed" TS (%)							
R1: 100% Feed (Control)	5.7%	5.7%	5.7%	5.7%	5.7%	5.3%	5.3%
R2: 100% Feed (Control)							
R2: 100% Food Waste	12.3%	12.3%	12.3%	12.3%	12.3%	20.2%	20.2%
R3: 10% FW + 90% Feed	5.9%	5.9%	5.9%	5.9%	5.9%	5.8%	5.8%
R4: 20% FW + 80% Feed	6.2%	6.2%	6.2%	6.2%	6.2%	6.4%	6.4%
R5: 20% FW + 80% Feed	6.2%	6.2%	6.2%	6.2%	6.2%	6.4%	6.4%
R6: 50% FW + 50% Feed	7.4%	7.4%	7.4%	7.4%	7.4%	9.1%	9.1%
"Theoretical Feed" VS (%)							
R1: 100% Feed (Control)	86.8%	86.8%	86.8%	86.8%	86.8%	86.2%	86.2%
R2: 100% Feed (Control)							
R2: 100% Food Waste	93.0%	93.0%	93.0%	93.0%	93.0%	85.8%	85.8%
R3: 10% FW + 90% Feed	87.0%	87.0%	87.0%	87.0%	87.0%	86.2%	86.2%
R4: 20% FW + 80% Feed	87.3%	87.3%	87.3%	87.3%	87.3%	86.2%	86.2%
R5: 20% FW + 80% Feed	87.3%	87.3%	87.3%	87.3%	87.3%	86.2%	86.2%
R6: 50% FW + 50% Feed	88.3%	88.3%	88.3%	88.3%	88.3%	86.1%	86.1%
TS Destruction (%)							
R1: 100% Feed (Control)		61%		62%	64%		58%
R2: 100% Feed (Control)							
R2: 100% Food Waste		56%		55%	45%		57%
R3: 10% FW + 90% Feed		61%		63%	63%		61%
R4: 20% FW + 80% Feed		64%		65%	66%		65%
R5: 20% FW + 80% Feed		64%		65%	66%		66%
R6: 50% FW + 50% Feed		68%		69%	70%		74%

Test	R2 Re-seeded	Friday	Monday	Tuesday	Wednesday	Thursday	Friday
Date	Thursday	Friday	Monday	Tuesday	Wednesday	Thursday	Friday
Day	18-Apr-13	19-Apr-13	22-Apr-13	23-Apr-13	24-Apr-13	25-Apr-13	26-Apr-13
	55	56	59	60	61	62	63
"Theoretical Feed" TS (%)							
R1: 100% Feed (Control)	5.3%	5.3%	5.3%	5.0%	5.0%	5.0%	5.0%
R2: 100% Feed (Control)		5.3%	5.3%	5.0%	5.0%	5.0%	5.0%
R2: 100% Food Waste	20.2%						
R3: 10% FW + 90% Feed	5.8%	5.8%	5.8%	5.5%	5.5%	5.5%	5.5%
R4: 20% FW + 80% Feed	6.4%	6.4%	6.4%	6.1%	6.1%	6.1%	6.1%
R5: 20% FW + 80% Feed	6.4%	6.4%	6.4%	6.1%	6.1%	6.1%	6.1%
R6: 50% FW + 50% Feed	9.1%	9.1%	9.1%	8.5%	8.5%	8.5%	8.5%
"Theoretical Feed" VS (%)							
R1: 100% Feed (Control)	86.2%	86.2%	86.2%	87.1%	87.1%	87.1%	87.1%
R2: 100% Feed (Control)		86.2%	86.2%	87.1%	87.1%	87.1%	87.1%
R2: 100% Food Waste	85.8%						
R3: 10% FW + 90% Feed	86.2%	86.2%	86.2%	87.2%	87.2%	87.2%	87.2%
R4: 20% FW + 80% Feed	86.2%	86.2%	86.2%	87.3%	87.3%	87.3%	87.3%
R5: 20% FW + 80% Feed	86.2%	86.2%	86.2%	87.3%	87.3%	87.3%	87.3%
R6: 50% FW + 50% Feed	86.1%	86.1%	86.1%	87.8%	87.8%	87.8%	87.8%
TS Destruction (%)							
R1: 100% Feed (Control)		59%			57%		58%
R2: 100% Feed (Control)		65%			57%		55%
R2: 100% Food Waste							
R3: 10% FW + 90% Feed		62%			59%		60%
R4: 20% FW + 80% Feed		66%			63%		63%
R5: 20% FW + 80% Feed		66%			64%		64%
R6: 50% FW + 50% Feed		74%			72%		73%

Test	Monday	Tuesday	Wednesday	Thursday	Friday	SRT changed to 22 days	Tuesday
	29-Apr-13	30-Apr-13	1-May-13	2-May-13	3-May-13	6-May-13	7-May-13
Date Day	66	67	68	69	70	73	74
"Theoretical Feed" TS (%)							
R1: 100% Feed (Control)	5.0%	4.5%	4.5%	4.5%	4.5%	4.5%	3.5%
R2: 100% Feed (Control)	5.0%	4.5%	4.5%	4.5%	4.5%	4.5%	3.5%
R2: 100% Food Waste							
R3: 10% FW + 90% Feed	5.5%	5.0%	5.0%	5.0%	5.0%	5.0%	4.0%
R4: 20% FW + 80% Feed	6.1%	5.5%	5.5%	5.5%	5.5%	5.5%	4.5%
R5: 20% FW + 80% Feed	6.1%	5.5%	5.5%	5.5%	5.5%	5.5%	4.5%
R6: 50% FW + 50% Feed	8.5%	7.8%	7.8%	7.8%	7.8%	7.9%	6.7%
"Theoretical Feed" VS (%)							
R1: 100% Feed (Control)	87.1%	85.5%	85.5%	85.5%	85.5%	85.5%	86.3%
R2: 100% Feed (Control)	87.1%	85.5%	85.5%	85.5%	85.5%	85.5%	86.3%
R2: 100% Food Waste							
R3: 10% FW + 90% Feed	87.2%	85.5%	85.5%	85.5%	85.5%	85.5%	86.3%
R4: 20% FW + 80% Feed	87.3%	85.5%	85.5%	85.5%	85.5%	85.5%	86.3%
R5: 20% FW + 80% Feed	87.3%	85.5%	85.5%	85.5%	85.5%	85.5%	86.3%
R6: 50% FW + 50% Feed	87.8%	85.7%	85.7%	85.7%	85.7%	85.7%	86.0%
TS Destruction (%)							
R1: 100% Feed (Control)	58%		51%		58%	55%	
R2: 100% Feed (Control)	55%		49%		57%	53%	
R2: 100% Food Waste							
R3: 10% FW + 90% Feed	60%		56%		61%	56%	
R4: 20% FW + 80% Feed	65%		59%		61%	59%	
R5: 20% FW + 80% Feed	65%		59%		61%	59%	
R6: 50% FW + 50% Feed	73%		69%		69%	69%	

Test	Wednesday	Thursday	Friday	Monday	Tuesday	Wednesday	Thursday
Date	8-May-13	9-May-13	10-May-13	13-May-13	14-May-13	15-May-13	16-May-13
Day	75	76	77	80	81	82	83
"Theoretical Feed" TS (%)							
R1: 100% Feed (Control)	3.5%	3.5%	3.5%	3.5%	4.6%	4.6%	4.6%
R2: 100% Feed (Control)	3.5%	3.5%	3.5%	3.5%	4.6%	4.6%	4.6%
R2: 100% Food Waste							
R3: 10% FW + 90% Feed	4.0%	4.0%	4.0%	4.0%	5.0%	5.0%	5.0%
R4: 20% FW + 80% Feed	4.5%	4.5%	4.5%	4.5%	5.5%	5.5%	5.5%
R5: 20% FW + 80% Feed	4.5%	4.5%	4.5%	4.5%	5.5%	5.5%	5.5%
R6: 50% FW + 50% Feed	6.7%	6.7%	6.7%	6.7%	7.5%	7.5%	7.5%
"Theoretical Feed" VS (%)							
R1: 100% Feed (Control)	86.3%	86.3%	86.3%	86.3%	84.6%	84.6%	84.6%
R2: 100% Feed (Control)	86.3%	86.3%	86.3%	86.3%	84.6%	84.6%	84.6%
R2: 100% Food Waste							
R3: 10% FW + 90% Feed	86.3%	86.3%	86.3%	86.3%	84.7%	84.7%	84.7%
R4: 20% FW + 80% Feed	86.3%	86.3%	86.3%	86.3%	84.9%	84.9%	84.9%
R5: 20% FW + 80% Feed	86.3%	86.3%	86.3%	86.3%	84.9%	84.9%	84.9%
R6: 50% FW + 50% Feed	86.0%	86.0%	86.0%	86.0%	85.6%	85.6%	85.6%
TS Destruction (%)							
R1: 100% Feed (Control)	44%		46%	47%		59%	
R2: 100% Feed (Control)	42%		43%	41%		58%	
R2: 100% Food Waste							
R3: 10% FW + 90% Feed	46%		47%	49%		59%	
R4: 20% FW + 80% Feed	52%		53%	56%		63%	
R5: 20% FW + 80% Feed	52%		51%	56%		63%	
R6: 50% FW + 50% Feed	65%		64%	65%		70%	

Test	Friday 17-May-13	Monday 20-May-13	Tuesday 21-May-13	Wednesday 22-May-13	Thursday 23-May-13	Friday 24-May-13	Monday 27-May-13
Date Day	84	87	88	89	90	91	94
"Theoretical Feed" TS (%)							
R1: 100% Feed (Control)	4.6%	4.6%	4.6%	4.6%	4.6%	4.6%	4.6%
R2: 100% Feed (Control)	4.6%	4.6%	4.6%	4.6%	4.6%	4.6%	4.6%
R2: 100% Food Waste							
R3: 10% FW + 90% Feed	5.0%	5.0%	5.2%	5.2%	5.2%	5.2%	5.2%
R4: 20% FW + 80% Feed	5.5%	5.5%	5.7%	5.7%	5.7%	5.7%	5.7%
R5: 20% FW + 80% Feed	5.5%	5.5%	5.7%	5.7%	5.7%	5.7%	5.7%
R6: 50% FW + 50% Feed	7.5%	7.5%	8.1%	8.1%	8.1%	8.1%	8.1%
"Theoretical Feed" VS (%)							
R1: 100% Feed (Control)	84.6%	84.6%	86.9%	86.9%	86.9%	86.9%	86.9%
R2: 100% Feed (Control)	84.6%	84.6%	86.9%	86.9%	86.9%	86.9%	86.9%
R2: 100% Food Waste							
R3: 10% FW + 90% Feed	84.7%	84.7%	87.0%	87.0%	87.0%	87.0%	87.0%
R4: 20% FW + 80% Feed	84.9%	84.9%	87.0%	87.0%	87.0%	87.0%	87.0%
R5: 20% FW + 80% Feed	84.9%	84.9%	87.0%	87.0%	87.0%	87.0%	87.0%
R6: 50% FW + 50% Feed	85.6%	85.6%	87.4%	87.4%	87.4%	87.4%	87.4%
TS Destruction (%)							
R1: 100% Feed (Control)	59%	60%		58%		60%	61%
R2: 100% Feed (Control)	59%	58%		51%		59%	59%
R2: 100% Food Waste							
R3: 10% FW + 90% Feed	59%	59%		59%		59%	65%
R4: 20% FW + 80% Feed	62%	63%		62%		62%	65%
R5: 20% FW + 80% Feed	62%	62%		58%		62%	64%
R6: 50% FW + 50% Feed	69%	74%		69%		71%	72%

Test	Tuesday	Wednesday	Thursday	Friday	Monday	Tuesday	Wednesday
Date	28-May-13	29-May-13	30-May-13	31-May-13	3-Jun-13	4-Jun-13	5-Jun-13
Day	95	96	97	98	101	102	103
"Theoretical Feed" TS (%)							
R1: 100% Feed (Control)	5.1%	5.1%	5.1%	5.1%	5.1%	6.2%	6.2%
R2: 100% Feed (Control)	5.1%	5.1%	5.1%	5.1%	5.1%	6.2%	6.2%
R2: 100% Food Waste							
R3: 10% FW + 90% Feed	5.5%	5.5%	5.5%	5.5%	5.5%	6.6%	6.6%
R4: 20% FW + 80% Feed	5.9%	5.9%	5.9%	5.9%	5.9%	7.0%	7.0%
R5: 20% FW + 80% Feed	5.9%	5.9%	5.9%	5.9%	5.9%	7.0%	7.0%
R6: 50% FW + 50% Feed	7.9%	7.9%	7.9%	7.9%	7.9%	8.7%	8.7%
"Theoretical Feed" VS (%)							
R1: 100% Feed (Control)	85.8%	85.8%	85.8%	85.8%	85.8%	83.5%	83.5%
R2: 100% Feed (Control)	85.8%	85.8%	85.8%	85.8%	85.8%	83.5%	83.5%
R2: 100% Food Waste							
R3: 10% FW + 90% Feed	85.9%	85.9%	85.9%	85.9%	85.9%	83.7%	83.7%
R4: 20% FW + 80% Feed	86.0%	86.0%	86.0%	86.0%	86.0%	83.8%	83.8%
R5: 20% FW + 80% Feed	86.0%	86.0%	86.0%	86.0%	86.0%	83.8%	83.8%
R6: 50% FW + 50% Feed	86.2%	86.2%	86.2%	86.2%	86.2%	84.6%	84.6%
TS Destruction (%)							
R1: 100% Feed (Control)		63%		62%	63%		69%
R2: 100% Feed (Control)		60%		61%	63%		68%
R2: 100% Food Waste							
R3: 10% FW + 90% Feed		61%		61%	61%		65%
R4: 20% FW + 80% Feed		63%		64%	64%		69%
R5: 20% FW + 80% Feed		62%		63%	64%		68%
R6: 50% FW + 50% Feed		69%		69%	71%		71%

Test	Thursday	Friday	Monday	Tuesday	Wednesday	Thursday	Friday
Date	6-Jun-13	7-Jun-13	10-Jun-13	11-Jun-13	12-Jun-13	13-Jun-13	14-Jun-13
Day	104	105	108	109	110	111	112
"Theoretical Feed" TS (%)							
R1: 100% Feed (Control)	6.2%	6.2%	6.2%	6.7%	6.7%	6.7%	6.7%
R2: 100% Feed (Control)	6.2%	6.2%	6.2%	6.7%	6.7%	6.7%	6.7%
R2: 100% Food Waste							
R3: 10% FW + 90% Feed	6.6%	6.6%	6.6%	7.0%	7.0%	7.0%	7.0%
R4: 20% FW + 80% Feed	7.0%	7.0%	7.0%	7.4%	7.4%	7.4%	7.4%
R5: 20% FW + 80% Feed	7.0%	7.0%	7.0%	7.4%	7.4%	7.4%	7.4%
R6: 50% FW + 50% Feed	8.7%	8.7%	8.7%	9.0%	9.0%	9.0%	9.0%
"Theoretical Feed" VS (%)							
R1: 100% Feed (Control)	83.5%	83.5%	83.5%	71.4%	71.4%	71.4%	71.4%
R2: 100% Feed (Control)	83.5%	83.5%	83.5%	71.4%	71.4%	71.4%	71.4%
R2: 100% Food Waste							
R3: 10% FW + 90% Feed	83.7%	83.7%	83.7%	72.3%	72.3%	72.3%	72.3%
R4: 20% FW + 80% Feed	83.8%	83.8%	83.8%	73.2%	73.2%	73.2%	73.2%
R5: 20% FW + 80% Feed	83.8%	83.8%	83.8%	73.2%	73.2%	73.2%	73.2%
R6: 50% FW + 50% Feed	84.6%	84.6%	84.6%	77.3%	77.3%	77.3%	77.3%
TS Destruction (%)							
R1: 100% Feed (Control)		65%	67%		66%		62%
R2: 100% Feed (Control)		67%	67%		66%		66%
R2: 100% Food Waste							
R3: 10% FW + 90% Feed		65%	64%		65%		64%
R4: 20% FW + 80% Feed		66%	67%		68%		68%
R5: 20% FW + 80% Feed		66%	67%		66%		65%
R6: 50% FW + 50% Feed		70%	72%		70%		71%

Test	No Feeding/No Wasting						
	Monday 17-Jun-13	Tuesday 18-Jun-13	Wednesday 19-Jun-13	Thursday 20-Jun-13	Friday 21-Jun-13	Monday 24-Jun-13	Tuesday 25-Jun-13
Date Day	115	116	117	118	119	122	123
"Theoretical Feed" TS (%)							
R1: 100% Feed (Control)	6.7%	5.2%	5.2%	5.2%	5.2%	5.2%	5.1%
R2: 100% Feed (Control)	6.7%	5.2%	5.2%	5.2%	5.2%	5.2%	5.1%
R2: 100% Food Waste							
R3: 10% FW + 90% Feed	7.0%	5.7%	5.7%	5.7%	5.7%	5.7%	5.5%
R4: 20% FW + 80% Feed	7.4%	6.2%	6.2%	6.2%	6.2%	6.2%	5.9%
R5: 20% FW + 80% Feed	7.4%	6.2%	6.2%	6.2%	6.2%	6.2%	5.9%
R6: 50% FW + 50% Feed	9.0%	8.2%	8.2%	8.2%	8.2%	8.2%	7.9%
"Theoretical Feed" VS (%)							
R1: 100% Feed (Control)	71.4%	76.6%	76.6%	76.6%	76.6%	76.6%	80.9%
R2: 100% Feed (Control)	71.4%	76.6%	76.6%	76.6%	76.6%	76.6%	80.9%
R2: 100% Food Waste							
R3: 10% FW + 90% Feed	72.3%	77.1%	77.1%	77.1%	77.1%	77.1%	81.0%
R4: 20% FW + 80% Feed	73.2%	77.6%	77.6%	77.6%	77.6%	77.6%	81.1%
R5: 20% FW + 80% Feed	73.2%	77.6%	77.6%	77.6%	77.6%	77.6%	81.1%
R6: 50% FW + 50% Feed	77.3%	79.9%	79.9%	79.9%	79.9%	79.9%	81.7%
TS Destruction (%)							
R1: 100% Feed (Control)	65%		54%			60%	
R2: 100% Feed (Control)	68%		56%			58%	
R2: 100% Food Waste							
R3: 10% FW + 90% Feed	66%		56%			57%	
R4: 20% FW + 80% Feed	69%		59%			62%	
R5: 20% FW + 80% Feed	66%		54%			56%	
R6: 50% FW + 50% Feed	72%		68%			69%	

Test	No Feeding/No Wasting						
	Wednesday 26-Jun-13 124	Thursday 27-Jun-13 125	Friday 28-Jun-13 126	Monday 1-Jul-13 129	Tuesday 2-Jul-13 130	Wednesday 3-Jul-13 131	Thursday 4-Jul-13 132
"Theoretical Feed" TS (%)							
R1: 100% Feed (Control)	5.1%	5.1%	5.1%	5.1%	5.1%	5.1%	
R2: 100% Feed (Control)	5.1%	5.1%	5.1%	5.1%	5.1%	5.1%	
R2: 100% Food Waste							
R3: 10% FW + 90% Feed	5.5%	5.5%	5.5%	5.5%	5.5%	5.5%	
R4: 20% FW + 80% Feed	5.9%	5.9%	5.9%	5.9%	5.9%	5.9%	
R5: 20% FW + 80% Feed	5.9%	5.9%	5.9%	5.9%	5.9%	5.9%	
R6: 50% FW + 50% Feed	7.9%	7.9%	7.9%	7.9%	7.7%	7.7%	
"Theoretical Feed" VS (%)							
R1: 100% Feed (Control)	80.9%	80.9%	80.9%	80.9%	80.9%	80.9%	
R2: 100% Feed (Control)	80.9%	80.9%	80.9%	80.9%	80.9%	80.9%	
R2: 100% Food Waste							
R3: 10% FW + 90% Feed	81.0%	81.0%	81.0%	81.0%	81.3%	81.3%	
R4: 20% FW + 80% Feed	81.1%	81.1%	81.1%	81.1%	81.6%	81.6%	
R5: 20% FW + 80% Feed	81.1%	81.1%	81.1%	81.1%	81.6%	81.6%	
R6: 50% FW + 50% Feed	81.7%	81.7%	81.7%	81.7%	83.4%	83.4%	
TS Destruction (%)							
R1: 100% Feed (Control)	55%		55%	59%		57%	
R2: 100% Feed (Control)	52%		57%	58%		56%	
R2: 100% Food Waste							
R3: 10% FW + 90% Feed	51%		53%	59%		53%	
R4: 20% FW + 80% Feed	57%		58%	59%		58%	
R5: 20% FW + 80% Feed	50%		50%	55%		55%	
R6: 50% FW + 50% Feed	65%		65%	67%		65%	

Test	No Feeding/No	No Feeding/No	No Feeding/No	Wednesday	Thursday	Friday	Monday
	Wasting	Wasting	Wasting				
Date	5-Jul-13	8-Jul-13	9-Jul-13	10-Jul-13	11-Jul-13	12-Jul-13	15-Jul-13
Day	133	136	137	138	139	140	143
"Theoretical Feed" TS (%)							
R1: 100% Feed (Control)			4.6%	4.6%	4.6%	4.6%	4.6%
R2: 100% Feed (Control)			4.6%	4.6%	4.6%	4.6%	4.6%
R2: 100% Food Waste							
R3: 10% FW + 90% Feed			5.1%	5.1%	5.1%	5.1%	5.1%
R4: 20% FW + 80% Feed			5.5%	5.5%	5.5%	5.5%	5.5%
R5: 20% FW + 80% Feed			5.5%	5.5%	5.5%	5.5%	5.5%
R6: 50% FW + 50% Feed			7.4%	7.4%	7.4%	7.4%	7.4%
"Theoretical Feed" VS (%)							
R1: 100% Feed (Control)			86.4%	86.4%	86.4%	86.4%	86.4%
R2: 100% Feed (Control)			86.4%	86.4%	86.4%	86.4%	86.4%
R2: 100% Food Waste							
R3: 10% FW + 90% Feed			86.4%	86.4%	86.4%	86.4%	86.4%
R4: 20% FW + 80% Feed			86.5%	86.5%	86.5%	86.5%	86.5%
R5: 20% FW + 80% Feed			86.5%	86.5%	86.5%	86.5%	86.5%
R6: 50% FW + 50% Feed			86.8%	86.8%	86.8%	86.8%	86.8%
TS Destruction (%)							
R1: 100% Feed (Control)				57%		55%	59%
R2: 100% Feed (Control)				56%		55%	59%
R2: 100% Food Waste							
R3: 10% FW + 90% Feed				58%		56%	60%
R4: 20% FW + 80% Feed				66%		57%	60%
R5: 20% FW + 80% Feed				60%		54%	59%
R6: 50% FW + 50% Feed				68%		65%	67%

Test	Tuesday	Wednesday	Thursday	Friday	Monday	Tuesday	Wednesday	Thursday	Friday
Date	16-Jul-13	17-Jul-13	18-Jul-13	19-Jul-13	22-Jul-13	23-Jul-13	24-Jul-13	25-Jul-13	26-Jul-13
Day	144	145	146	147	150	151	152	153	154
"Theoretical Feed" TS (%)									
R1: 100% Feed (Control)	4.7%	4.7%	4.7%	4.7%	4.7%	4.8%	4.8%	4.8%	4.8%
R2: 100% Feed (Control)	4.7%	4.7%	4.7%	4.7%	4.7%	4.8%	4.8%	4.8%	4.8%
R2: 100% Food Waste									
R3: 10% FW + 90% Feed	5.1%	5.1%	5.1%	5.1%	5.1%	5.2%	5.2%	5.2%	5.2%
R4: 20% FW + 80% Feed	5.5%	5.5%	5.5%	5.5%	5.5%	5.7%	5.7%	5.7%	5.7%
R5: 20% FW + 80% Feed	5.5%	5.5%	5.5%	5.5%	5.5%	5.7%	5.7%	5.7%	5.7%
R6: 50% FW + 50% Feed	7.4%	7.4%	7.4%	7.4%	7.4%	7.6%	7.6%	7.6%	7.6%
"Theoretical Feed" VS (%)									
R1: 100% Feed (Control)	86.3%	86.3%	86.3%	86.3%	86.3%	87.4%	87.4%	87.4%	87.4%
R2: 100% Feed (Control)	86.3%	86.3%	86.3%	86.3%	86.3%	87.4%	87.4%	87.4%	87.4%
R2: 100% Food Waste									
R3: 10% FW + 90% Feed	86.1%	86.1%	86.1%	86.1%	86.1%	87.5%	87.5%	87.5%	87.5%
R4: 20% FW + 80% Feed	86.0%	86.0%	86.0%	86.0%	86.0%	87.7%	87.7%	87.7%	87.7%
R5: 20% FW + 80% Feed	86.0%	86.0%	86.0%	86.0%	86.0%	87.7%	87.7%	87.7%	87.7%
R6: 50% FW + 50% Feed	85.3%	85.3%	85.3%	85.3%	85.3%	88.6%	88.6%	88.6%	88.6%
TS Destruction (%)									
R1: 100% Feed (Control)		59%		58%	58%		59%		60%
R2: 100% Feed (Control)		59%		58%	58%		58%		59%
R2: 100% Food Waste									
R3: 10% FW + 90% Feed		57%		60%	59%		59%		62%
R4: 20% FW + 80% Feed		61%		59%	62%		62%		60%
R5: 20% FW + 80% Feed		54%		53%	58%		58%		52%
R6: 50% FW + 50% Feed		65%		64%	66%		65%		64%

Test

TSVS

**Date
Day**

Friday
22-Feb-13
0

Tuesday
26-Feb-13
4

Wednesday
27-Feb-13
5

VS Reduced by VS Percent (Using Daily) (%)	Average	Average after R2 reseeding		
R1: 100% Feed (Control)	55.8%	51.5%		
R2: 100% Feed (Control)	54.0%	54.0%		64%
R2: 100% Food Waste	70.3%			90%
R3: 10% FW + 90% Feed	59.6%	56.5%		87%
R4: 20% FW + 80% Feed	59.6%	56.1%		72%
R5: 20% FW + 80% Feed	59.3%	56.2%		67%
R6: 50% FW + 50% Feed	62.5%	58.8%		65%
				67%
				62%
				64%
				64%

VS Reduced by VS Percent (Using Running Average) (%)	Average	Average after R2 reseeding		
R1: 100% Feed (Control)	58.7%	58.0%		
R2: 100% Feed (Control)	59.6%	59.6%		64%
R2: 100% Food Waste	75.1%			90%
R3: 10% FW + 90% Feed	61.9%	61.7%		87%
R4: 20% FW + 80% Feed	61.9%	61.2%		72%
R5: 20% FW + 80% Feed	61.9%	61.8%		67%
R6: 50% FW + 50% Feed	64.4%	62.8%		65%
				67%
				62%
				64%
				64%

Test							
Date	Thursday	Friday	Monday	Tuesday	Wednesday	Thursday	Friday
Day	28-Feb-13	1-Mar-13	4-Mar-13	5-Mar-13	6-Mar-13	7-Mar-13	8-Mar-13
	6	7	10	11	12	13	14

VS Reduced by VS Percent (Using Daily) (%)							
R1: 100% Feed (Control)	61%	59%	63%	62%	58%	62%	66%
R2: 100% Feed (Control)							
R2: 100% Food Waste	86%	86%	88%	88%		88%	88%
R3: 10% FW + 90% Feed	65%	62%	70%	66%	58%	66%	70%
R4: 20% FW + 80% Feed	63%	64%	66%	64%	61%	64%	67%
R5: 20% FW + 80% Feed	63%	62%	67%	65%	62%	65%	66%
R6: 50% FW + 50% Feed	67%	66%	70%	67%	65%	67%	68%

VS Reduced by VS Percent (Using Running Average) (%)							
R1: 100% Feed (Control)	61%	59%	63%	63%	60%	63%	67%
R2: 100% Feed (Control)							
R2: 100% Food Waste	86%	86%	88%	88%		88%	88%
R3: 10% FW + 90% Feed	65%	62%	70%	67%	60%	67%	70%
R4: 20% FW + 80% Feed	63%	64%	66%	65%	62%	65%	68%
R5: 20% FW + 80% Feed	63%	62%	67%	66%	64%	66%	67%
R6: 50% FW + 50% Feed	67%	66%	70%	68%	66%	68%	68%

Test								
Date	Monday	Tuesday	Wednesday	Thursday	Friday	Monday	Tuesday	
Day	11-Mar-13	12-Mar-13	13-Mar-13	14-Mar-13	15-Mar-13	18-Mar-13	19-Mar-13	
	17	18	19	20	21	24	25	

VS Reduced by VS Percent (Using Daily) (%)								
R1: 100% Feed (Control)	58%	59%	59%	59%	59%	60%	65%	
R2: 100% Feed (Control)								
R2: 100% Food Waste	87%	70%	69%	70%	69%	72%	80%	
R3: 10% FW + 90% Feed	66%	62%	59%	62%	60%	62%	65%	
R4: 20% FW + 80% Feed	69%	64%	62%	64%	61%	62%	66%	
R5: 20% FW + 80% Feed	64%	61%	58%	61%	61%	63%	66%	
R6: 50% FW + 50% Feed	67%	63%	62%	63%	63%	65%	70%	

VS Reduced by VS Percent (Using Running Average) (%)								
R1: 100% Feed (Control)	59%	59%	58%	59%	59%	60%	59%	
R2: 100% Feed (Control)								
R2: 100% Food Waste	87%	85%	83%	83%	81%	82%	79%	
R3: 10% FW + 90% Feed	67%	62%	59%	62%	60%	62%	59%	
R4: 20% FW + 80% Feed	70%	65%	62%	65%	62%	63%	61%	
R5: 20% FW + 80% Feed	64%	62%	59%	62%	62%	64%	61%	
R6: 50% FW + 50% Feed	68%	67%	65%	66%	66%	68%	66%	

Test	Wednesday	Thursday	Friday	Monday	Second SRT Starts		
	20-Mar-13	21-Mar-13	22-Mar-13	25-Mar-13	Tuesday 26-Mar-13	Wednesday 27-Mar-13	Thursday 28-Mar-13
Date	26	27	28	31	32	33	34
Day							
VS Reduced by VS Percent (Using Daily) (%)							
R1: 100% Feed (Control)	65%	65%	63%	65%	63%	63%	63%
R2: 100% Feed (Control)							
R2: 100% Food Waste	78%	80%	80%	82%	80%	79%	80%
R3: 10% FW + 90% Feed	63%	65%	65%	66%	65%	64%	65%
R4: 20% FW + 80% Feed	64%	66%	65%	67%	66%	67%	66%
R5: 20% FW + 80% Feed	64%	66%	65%	66%	64%	63%	64%
R6: 50% FW + 50% Feed	69%	70%	69%	71%	70%	70%	70%
VS Reduced by VS Percent (Using Running Average) (%)							
R1: 100% Feed (Control)	59%	59%	59%	61%	59%	59%	59%
R2: 100% Feed (Control)							
R2: 100% Food Waste	77%	79%	79%	81%	78%	77%	78%
R3: 10% FW + 90% Feed	57%	60%	60%	61%	61%	60%	61%
R4: 20% FW + 80% Feed	59%	61%	61%	63%	62%	63%	63%
R5: 20% FW + 80% Feed	59%	61%	60%	62%	60%	59%	60%
R6: 50% FW + 50% Feed	64%	66%	66%	68%	67%	67%	67%

Test							
Date	Friday	Monday	Tuesday	Wednesday	Thursday	Friday	Monday
Day	29-Mar-13	1-Apr-13	2-Apr-13	3-Apr-13	4-Apr-13	5-Apr-13	8-Apr-13
	35	38	39	40	41	42	45

VS Reduced by VS Percent (Using Daily) (%)							
R1: 100% Feed (Control)	61%	64%	64%	63%	64%	63%	70%
R2: 100% Feed (Control)							
R2: 100% Food Waste	77%	78%	77%	76%	77%	74%	74%
R3: 10% FW + 90% Feed	65%	65%	65%	64%	65%	64%	72%
R4: 20% FW + 80% Feed	66%	67%	66%	65%	66%	65%	71%
R5: 20% FW + 80% Feed	63%	65%	65%	65%	65%	64%	70%
R6: 50% FW + 50% Feed	70%	71%	71%	70%	71%	69%	76%

VS Reduced by VS Percent (Using Running Average) (%)							
R1: 100% Feed (Control)	58%	60%	59%	58%	59%	58%	66%
R2: 100% Feed (Control)							
R2: 100% Food Waste	76%	77%	73%	72%	73%	70%	71%
R3: 10% FW + 90% Feed	61%	61%	60%	60%	60%	60%	68%
R4: 20% FW + 80% Feed	62%	63%	61%	61%	62%	61%	68%
R5: 20% FW + 80% Feed	59%	61%	60%	60%	61%	60%	67%
R6: 50% FW + 50% Feed	67%	68%	67%	66%	67%	66%	73%

Test	Tuesday	Wednesday	Thursday	Friday	Monday	Tuesday	Wednesday
Date	9-Apr-13	10-Apr-13	11-Apr-13	12-Apr-13	15-Apr-13	16-Apr-13	17-Apr-13
Day	46	47	48	49	52	53	54

VS Reduced by VS Percent (Using Daily) (%)							
R1: 100% Feed (Control)	66%	62%	66%	63%	64%	61%	60%
R2: 100% Feed (Control)							
R2: 100% Food Waste	64%	60%	64%	57%	47%	22%	-45%
R3: 10% FW + 90% Feed	67%	64%	67%	65%	64%	61%	61%
R4: 20% FW + 80% Feed	68%	66%	68%	66%	67%	63%	62%
R5: 20% FW + 80% Feed	67%	65%	67%	65%	65%	61%	61%
R6: 50% FW + 50% Feed	72%	70%	72%	70%	71%	63%	62%

VS Reduced by VS Percent (Using Running Average) (%)							
R1: 100% Feed (Control)	60%	56%	61%	58%	59%	58%	57%
R2: 100% Feed (Control)							
R2: 100% Food Waste	63%	58%	63%	55%	45%	62%	28%
R3: 10% FW + 90% Feed	63%	58%	63%	60%	59%	59%	59%
R4: 20% FW + 80% Feed	64%	62%	64%	62%	63%	62%	61%
R5: 20% FW + 80% Feed	62%	60%	63%	60%	61%	60%	60%
R6: 50% FW + 50% Feed	69%	66%	69%	67%	67%	66%	65%

Test	R2 Re-seeded	Friday	Monday	Tuesday	Wednesday	Thursday	Friday
Date	18-Apr-13	19-Apr-13	22-Apr-13	23-Apr-13	24-Apr-13	25-Apr-13	26-Apr-13
Day	55	56	59	60	61	62	63
VS Reduced by VS Percent (Using Daily) (%)							
R1: 100% Feed (Control)	61%	61%		64%	64%	64%	65%
R2: 100% Feed (Control)		62%		65%	64%	65%	65%
R2: 100% Food Waste	22%						
R3: 10% FW + 90% Feed	61%	61%		65%	65%	65%	64%
R4: 20% FW + 80% Feed	63%	63%		66%	66%	66%	66%
R5: 20% FW + 80% Feed	61%	61%		65%	65%	65%	65%
R6: 50% FW + 50% Feed	63%	62%		68%	68%	68%	69%
VS Reduced by VS Percent (Using Running Average) (%)							
R1: 100% Feed (Control)	58%	61%		63%	63%	63%	64%
R2: 100% Feed (Control)		62%		63%	63%	64%	64%
R2: 100% Food Waste	60%						
R3: 10% FW + 90% Feed	59%	61%		63%	64%	64%	63%
R4: 20% FW + 80% Feed	62%	63%		63%	64%	64%	65%
R5: 20% FW + 80% Feed	60%	61%		63%	63%	64%	64%
R6: 50% FW + 50% Feed	66%	62%		65%	65%	66%	67%

Test	Monday	Tuesday	Wednesday	Thursday	Friday	SRT changed to 22 days	Tuesday
	29-Apr-13	30-Apr-13	1-May-13	2-May-13	3-May-13	6-May-13	7-May-13
Date Day	66	67	68	69	70	73	74
VS Reduced by VS Percent (Using Daily) (%)							
R1: 100% Feed (Control)	64%	58%	55%	58%	60%	56%	60%
R2: 100% Feed (Control)	66%	60%	58%	60%	61%	58%	63%
R2: 100% Food Waste							
R3: 10% FW + 90% Feed	65%	60%	58%	60%	61%	58%	62%
R4: 20% FW + 80% Feed	67%	60%	59%	60%	61%	58%	62%
R5: 20% FW + 80% Feed	65%	59%	57%	59%	60%	59%	61%
R6: 50% FW + 50% Feed	68%	61%	59%	61%	62%	60%	62%
VS Reduced by VS Percent (Using Running Average) (%)							
R1: 100% Feed (Control)	64%	62%	59%	61%	63%	59%	60%
R2: 100% Feed (Control)	65%	64%	61%	63%	63%	60%	62%
R2: 100% Food Waste							
R3: 10% FW + 90% Feed	64%	64%	62%	63%	64%	61%	62%
R4: 20% FW + 80% Feed	66%	64%	63%	63%	63%	61%	62%
R5: 20% FW + 80% Feed	64%	63%	61%	62%	63%	62%	61%
R6: 50% FW + 50% Feed	67%	65%	63%	64%	65%	63%	63%

Test	Wednesday	Thursday	Friday	Monday	Tuesday	Wednesday	Thursday
Date	8-May-13	9-May-13	10-May-13	13-May-13	14-May-13	15-May-13	16-May-13
Day	75	76	77	80	81	82	83

VS Reduced by VS Percent (Using Daily) (%)							
R1: 100% Feed (Control)	61%	60%	60%	64%	56%	54%	56%
R2: 100% Feed (Control)	64%	63%	63%	65%	59%	56%	59%
R2: 100% Food Waste							
R3: 10% FW + 90% Feed	62%	62%	62%	65%	58%	56%	58%
R4: 20% FW + 80% Feed	63%	62%	62%	62%	57%	56%	57%
R5: 20% FW + 80% Feed	62%	61%	60%	62%	57%	56%	57%
R6: 50% FW + 50% Feed	62%	62%	61%	69%	64%	61%	64%

VS Reduced by VS Percent (Using Running Average) (%)							
R1: 100% Feed (Control)	61%	60%	60%	64%	61%	59%	61%
R2: 100% Feed (Control)	63%	62%	63%	65%	64%	61%	63%
R2: 100% Food Waste							
R3: 10% FW + 90% Feed	62%	62%	62%	65%	62%	60%	62%
R4: 20% FW + 80% Feed	63%	62%	62%	63%	62%	60%	61%
R5: 20% FW + 80% Feed	62%	61%	61%	62%	62%	60%	61%
R6: 50% FW + 50% Feed	64%	63%	62%	70%	66%	63%	66%

Test	Friday	Monday	Tuesday	Wednesday	Thursday	Friday	Monday
Date	17-May-13	20-May-13	21-May-13	22-May-13	23-May-13	24-May-13	27-May-13
Day	84	87	88	89	90	91	94

VS Reduced by VS Percent (Using Daily) (%)							
R1: 100% Feed (Control)	56%	56%	62%	62%	62%	62%	64%
R2: 100% Feed (Control)	60%	58%	62%	56%	62%	63%	64%
R2: 100% Food Waste							
R3: 10% FW + 90% Feed	58%	57%	67%	72%	67%	63%	66%
R4: 20% FW + 80% Feed	58%	59%	64%	64%	64%	62%	67%
R5: 20% FW + 80% Feed	59%	59%	63%	59%	63%	65%	67%
R6: 50% FW + 50% Feed	62%	65%	67%	65%	67%	65%	67%

VS Reduced by VS Percent (Using Running Average) (%)							
R1: 100% Feed (Control)	60%	60%	59%	59%	60%	59%	62%
R2: 100% Feed (Control)	64%	62%	59%	53%	59%	60%	62%
R2: 100% Food Waste							
R3: 10% FW + 90% Feed	62%	61%	64%	69%	64%	60%	64%
R4: 20% FW + 80% Feed	62%	63%	61%	61%	61%	59%	64%
R5: 20% FW + 80% Feed	63%	63%	60%	56%	60%	62%	65%
R6: 50% FW + 50% Feed	65%	67%	63%	62%	64%	62%	64%

Test							
Date	Tuesday	Wednesday	Thursday	Friday	Monday	Tuesday	Wednesday
Day	28-May-13	29-May-13	30-May-13	31-May-13	3-Jun-13	4-Jun-13	5-Jun-13

	95	96	97	98	101	102	103
--	----	----	----	----	-----	-----	-----

VS Reduced by VS Percent (Using Daily) (%)

R1: 100% Feed (Control)	58%	57%	58%	57%	58%	50%	51%
R2: 100% Feed (Control)	59%	57%	59%	58%	59%	51%	50%
R2: 100% Food Waste							
R3: 10% FW + 90% Feed	61%	59%	61%	60%	61%	54%	53%
R4: 20% FW + 80% Feed	61%	58%	61%	61%	62%	54%	53%
R5: 20% FW + 80% Feed	61%	58%	61%	61%	62%	55%	53%
R6: 50% FW + 50% Feed	61%	60%	61%	60%	63%	56%	54%

VS Reduced by VS Percent (Using Running Average) (%)

R1: 100% Feed (Control)	59%	58%	59%	58%	59%	58%	59%
R2: 100% Feed (Control)	60%	58%	59%	58%	60%	59%	58%
R2: 100% Food Waste							
R3: 10% FW + 90% Feed	62%	60%	62%	61%	61%	62%	61%
R4: 20% FW + 80% Feed	62%	59%	62%	61%	62%	61%	60%
R5: 20% FW + 80% Feed	62%	59%	62%	61%	63%	62%	61%
R6: 50% FW + 50% Feed	62%	60%	62%	61%	63%	61%	60%

Test								
Date	Thursday	Friday	Monday	Tuesday	Wednesday	Thursday	Friday	
Day	6-Jun-13	7-Jun-13	10-Jun-13	11-Jun-13	12-Jun-13	13-Jun-13	14-Jun-13	
	104	105	108	109	110	111	112	

VS Reduced by VS Percent (Using Daily) (%)

R1: 100% Feed (Control)	50%	48%	53%	-1%	-2%	-1%	-5%
R2: 100% Feed (Control)	51%	51%	54%	4%	2%	5%	7%
R2: 100% Food Waste							
R3: 10% FW + 90% Feed	54%	55%	56%	14%	12%	14%	15%
R4: 20% FW + 80% Feed	54%	53%	56%	18%	20%	18%	17%
R5: 20% FW + 80% Feed	55%	55%	56%	15%	13%	15%	17%
R6: 50% FW + 50% Feed	56%	55%	57%	30%	26%	30%	33%

VS Reduced by VS Percent (Using Running Average) (%)

R1: 100% Feed (Control)	58%	57%	60%	57%	55%	54%	51%
R2: 100% Feed (Control)	59%	59%	61%	59%	57%	57%	57%
R2: 100% Food Waste							
R3: 10% FW + 90% Feed	61%	62%	63%	62%	60%	59%	59%
R4: 20% FW + 80% Feed	61%	60%	62%	62%	62%	60%	59%
R5: 20% FW + 80% Feed	61%	62%	62%	61%	59%	59%	59%
R6: 50% FW + 50% Feed	61%	61%	62%	61%	58%	60%	60%

Test	No Feeding/No Wasting						
	Monday	Tuesday	Wednesday	Thursday	Friday	Monday	Tuesday
Date	17-Jun-13	18-Jun-13	19-Jun-13	20-Jun-13	21-Jun-13	24-Jun-13	25-Jun-13
Day	115	116	117	118	119	122	123

VS Reduced by VS Percent (Using Daily) (%)							
R1: 100% Feed (Control)	-2%	20%	18%	20%		33%	50%
R2: 100% Feed (Control)	12%	34%	35%	34%		40%	55%
R2: 100% Food Waste							
R3: 10% FW + 90% Feed	18%	38%	39%	38%		44%	59%
R4: 20% FW + 80% Feed	19%	36%	36%	36%		42%	55%
R5: 20% FW + 80% Feed	22%	35%	31%	35%		41%	53%
R6: 50% FW + 50% Feed	32%	42%	42%	42%		48%	53%

VS Reduced by VS Percent (Using Running Average) (%)							
R1: 100% Feed (Control)	52%	50%	48%	48%		56%	57%
R2: 100% Feed (Control)	58%	58%	58%	57%		60%	62%
R2: 100% Food Waste							
R3: 10% FW + 90% Feed	60%	60%	60%	59%		63%	65%
R4: 20% FW + 80% Feed	59%	59%	58%	58%		60%	62%
R5: 20% FW + 80% Feed	60%	58%	55%	57%		60%	61%
R6: 50% FW + 50% Feed	59%	59%	59%	59%		62%	62%

Test	Wednesday	Thursday	Friday	Monday	Tuesday	Wednesday	No Feeding/No Wasting
Date	26-Jun-13	27-Jun-13	28-Jun-13	1-Jul-13	2-Jul-13	3-Jul-13	Thursday
Day	124	125	126	129	130	131	132

VS Reduced by VS Percent (Using Daily) (%)							
R1: 100% Feed (Control)	52%	50%	49%	56%		53%	
R2: 100% Feed (Control)	57%	54%	52%	57%		52%	
R2: 100% Food Waste							
R3: 10% FW + 90% Feed	63%	59%	56%	64%		58%	
R4: 20% FW + 80% Feed	59%	55%	52%	56%		56%	
R5: 20% FW + 80% Feed	59%	53%	48%	62%		59%	
R6: 50% FW + 50% Feed	62%	53%	41%	61%		59%	

VS Reduced by VS Percent (Using Running Average) (%)							
R1: 100% Feed (Control)	59%	57%	56%	62%		59%	
R2: 100% Feed (Control)	63%	61%	58%	63%		58%	
R2: 100% Food Waste							
R3: 10% FW + 90% Feed	68%	65%	62%	69%		63%	
R4: 20% FW + 80% Feed	65%	61%	59%	63%		61%	
R5: 20% FW + 80% Feed	65%	60%	56%	67%		64%	
R6: 50% FW + 50% Feed	69%	62%	51%	67%		61%	

Test	No Feeding/No	No Feeding/No	No Feeding/No	Wednesday	Thursday	Friday	Monday
	Wasting	Wasting	Wasting				
Date	5-Jul-13	8-Jul-13	9-Jul-13	10-Jul-13	11-Jul-13	12-Jul-13	15-Jul-13
Day	133	136	137	138	139	140	143

VS Reduced by VS Percent (Using Daily) (%)

R1: 100% Feed (Control)	69%	70%	67%	67%
R2: 100% Feed (Control)	70%	70%	66%	67%
R2: 100% Food Waste				
R3: 10% FW + 90% Feed	71%	72%	69%	70%
R4: 20% FW + 80% Feed	71%	72%	69%	70%
R5: 20% FW + 80% Feed	72%	71%	73%	72%
R6: 50% FW + 50% Feed	70%	72%	69%	70%

VS Reduced by VS Percent (Using Running Average) (%)

R1: 100% Feed (Control)	59%	61%	60%	58%	58%
R2: 100% Feed (Control)	61%	61%	59%	57%	58%
R2: 100% Food Waste					
R3: 10% FW + 90% Feed	62%	64%	63%	61%	62%
R4: 20% FW + 80% Feed	63%	65%	63%	61%	62%
R5: 20% FW + 80% Feed	64%	63%	64%	66%	65%
R6: 50% FW + 50% Feed	64%	65%	64%	62%	64%

Test	Tuesday	Wednesday	Thursday	Friday	Monday	Tuesday	Wednesday	Thursday	Friday
Date	16-Jul-13	17-Jul-13	18-Jul-13	19-Jul-13	22-Jul-13	23-Jul-13	24-Jul-13	25-Jul-13	26-Jul-13
Day	144	145	146	147	150	151	152	153	154

VS Reduced by VS Percent (Using Daily) (%)

R1: 100% Feed (Control)		64%		61%	63%		63%		65%
R2: 100% Feed (Control)		65%		63%	63%		63%		65%
R2: 100% Food Waste									
R3: 10% FW + 90% Feed		67%		64%	65%		67%		68%
R4: 20% FW + 80% Feed		66%		64%	64%		68%		68%
R5: 20% FW + 80% Feed		72%		70%	69%		71%		73%
R6: 50% FW + 50% Feed		65%		64%	66%		72%		72%

VS Reduced by VS Percent (Using Running Average) (%)

R1: 100% Feed (Control)	55%	55%	55%	52%	54%	52%	50%	52%	52%
R2: 100% Feed (Control)	57%	56%	56%	54%	54%	52%	50%	53%	53%
R2: 100% Food Waste									
R3: 10% FW + 90% Feed	59%	59%	59%	57%	58%	57%	55%	57%	57%
R4: 20% FW + 80% Feed	59%	59%	60%	57%	58%	57%	56%	57%	57%
R5: 20% FW + 80% Feed	65%	66%	65%	64%	63%	62%	61%	62%	63%
R6: 50% FW + 50% Feed	63%	63%	63%	62%	64%	62%	61%	62%	62%

Test	TSVS	Friday	Tuesday	Wednesday
		22-Feb-13	26-Feb-13	27-Feb-13
Date		0	4	5
Day				
VS (%)	Average	Average after R2 reseeding		
R1: 100% Feed (Control)	1.4%	1.4%	1.1%	1.0%
R1: 100% Feed (Control)	1.4%	1.4%	1.1%	1.0%
R2: 100% Feed (Control)	1.4%	1.4%		
R2: 100% Feed (Control)	1.4%	1.4%		
R2: 100% Food Waste	2.8%		0.6%	1.6%
R2: 100% Food Waste	2.7%		0.6%	1.6%
R3: 10% FW + 90% Feed	1.5%	1.5%	0.6%	0.7%
R3: 10% FW + 90% Feed	1.5%	1.5%	0.6%	0.6%
R4: 20% FW + 80% Feed	1.5%	1.5%	1.2%	1.4%
R4: 20% FW + 80% Feed	1.5%	1.5%	1.2%	1.3%
R5: 20% FW + 80% Feed	1.5%	1.5%	1.0%	1.1%
R5: 20% FW + 80% Feed	1.5%	1.5%	1.0%	1.1%
R6: 50% FW + 50% Feed	1.6%	1.6%	0.8%	1.2%
R6: 50% FW + 50% Feed	1.6%	1.6%	0.8%	1.2%
Feed	4.3%	4.1%	4.6%	
Feed	4.3%	4.1%	4.6%	
Feed	3.5%		3.5%	
Seed	1.7%		1.7%	
Seed	1.7%		1.6%	
Seed	1.6%		1.6%	
Food Waste	13.7%	14.3%	12.6%	
Food Waste	13.7%	14.3%	12.6%	

Test	Thursday	Friday	Monday	Tuesday	Wednesday	Thursday	Friday
Date	28-Feb-13	1-Mar-13	4-Mar-13	5-Mar-13	6-Mar-13	7-Mar-13	8-Mar-13
Day	6	7	10	11	12	13	14
VS (%)							
R1: 100% Feed (Control)		1.2%	1.3%		1.3%		1.2%
R1: 100% Feed (Control)		1.3%	1.2%		1.3%		1.2%
R2: 100% Feed (Control)							
R2: 100% Feed (Control)							
R2: 100% Food Waste		1.7%	1.5%				1.8%
R2: 100% Food Waste		1.7%	1.5%		1.7%		1.8%
R3: 10% FW + 90% Feed		1.0%	0.8%		1.6%		1.0%
R3: 10% FW + 90% Feed		1.0%	0.8%		1.6%		1.0%
R4: 20% FW + 80% Feed		1.3%	1.3%		1.4%		1.2%
R4: 20% FW + 80% Feed		1.3%	1.3%		1.4%		1.2%
R5: 20% FW + 80% Feed		1.2%	1.1%		1.3%		1.3%
R5: 20% FW + 80% Feed		1.2%	1.1%		1.3%		1.2%
R6: 50% FW + 50% Feed		1.8%	1.5%		1.7%		1.7%
R6: 50% FW + 50% Feed		1.7%	1.5%		1.8%		1.7%
Feed				5.0%			
Feed				5.0%			
Feed							
Seed							
Seed							
Seed							
Food Waste							
Food Waste							

Test	Monday	Tuesday	Wednesday	Thursday	Friday	Monday	Tuesday
Date	11-Mar-13	12-Mar-13	13-Mar-13	14-Mar-13	15-Mar-13	18-Mar-13	19-Mar-13
Day	17	18	19	20	21	24	25
VS (%)							
R1: 100% Feed (Control)	1.6%		1.6%		1.6%	1.6%	
R1: 100% Feed (Control)	1.6%		1.6%		1.6%	1.6%	
R2: 100% Feed (Control)							
R2: 100% Feed (Control)							
R2: 100% Food Waste	1.7%				2.0%	1.8%	
R2: 100% Food Waste	1.7%		1.9%		2.0%	1.8%	
R3: 10% FW + 90% Feed	1.0%		1.7%		1.6%	1.6%	
R3: 10% FW + 90% Feed	1.0%		1.7%		1.7%	1.6%	
R4: 20% FW + 80% Feed	0.9%				1.5%	1.5%	
R4: 20% FW + 80% Feed	0.9%		1.5%		1.5%	1.5%	
R5: 20% FW + 80% Feed	1.3%				1.4%	1.4%	
R5: 20% FW + 80% Feed	1.3%		1.6%		1.4%	1.4%	
R6: 50% FW + 50% Feed	1.6%		1.7%		1.6%	1.5%	
R6: 50% FW + 50% Feed	1.6%		1.7%		1.5%	1.5%	
Feed		3.6%					4.7%
Feed		3.5%					4.7%
Feed							
Seed							
Seed			1.7%				
Seed							
Food Waste	13.8%	13.6%					11.2%
Food Waste	14.1%	13.5%					11.2%

Test	Second SRT Starts						
	Wednesday 20-Mar-13 26	Thursday 21-Mar-13 27	Friday 22-Mar-13 28	Monday 25-Mar-13 31	Tuesday 26-Mar-13 32	Wednesday 27-Mar-13 33	Thursday 28-Mar-13 34
VS (%)							
R1: 100% Feed (Control)	1.6%		1.6%	1.5%		1.6%	
R1: 100% Feed (Control)	1.6%		1.6%	1.5%		1.6%	
R2: 100% Feed (Control)							
R2: 100% Feed (Control)							
R2: 100% Food Waste	2.1%		2.1%	1.9%		2.3%	
R2: 100% Food Waste	2.2%		2.1%	1.9%		2.4%	
R3: 10% FW + 90% Feed	1.6%		1.6%	1.6%		1.6%	
R3: 10% FW + 90% Feed	1.6%		1.6%	1.6%		1.6%	
R4: 20% FW + 80% Feed	1.5%		1.5%	1.5%		1.6%	
R4: 20% FW + 80% Feed	1.5%		1.5%	1.5%		1.6%	
R5: 20% FW + 80% Feed	1.4%		1.5%	1.4%		1.6%	
R5: 20% FW + 80% Feed	1.4%		1.5%	1.4%		1.5%	
R6: 50% FW + 50% Feed	1.5%		1.6%	1.4%		1.5%	
R6: 50% FW + 50% Feed	1.6%		1.6%	1.4%		1.5%	
Feed					3.9%		
Feed					4.0%		
Feed							
Seed							
Seed							
Seed							
Food Waste					11.0%		
Food Waste					10.9%		

Test	Friday	Monday	Tuesday	Wednesday	Thursday	Friday	Monday
Date	29-Mar-13	1-Apr-13	2-Apr-13	3-Apr-13	4-Apr-13	5-Apr-13	8-Apr-13
Day	35	38	39	40	41	42	45
VS (%)							
R1: 100% Feed (Control)	1.6%	1.5%		1.6%		1.5%	1.6%
R1: 100% Feed (Control)	1.7%	1.5%		1.6%		1.5%	1.6%
R2: 100% Feed (Control)							
R2: 100% Feed (Control)							
R2: 100% Food Waste	2.6%	2.4%		3.0%		3.2%	3.5%
R2: 100% Food Waste	2.5%	2.4%		2.9%		3.2%	3.4%
R3: 10% FW + 90% Feed	1.6%	1.5%		1.6%		1.6%	1.7%
R3: 10% FW + 90% Feed	1.6%	1.5%		1.6%		1.6%	1.7%
R4: 20% FW + 80% Feed	1.5%	1.5%		1.6%		1.6%	1.6%
R4: 20% FW + 80% Feed	1.6%	1.5%		1.6%		1.6%	1.6%
R5: 20% FW + 80% Feed	1.5%	1.4%		1.5%		1.5%	1.6%
R5: 20% FW + 80% Feed	1.5%	1.4%		1.5%		1.5%	1.6%
R6: 50% FW + 50% Feed	1.5%	1.4%		1.5%		1.6%	1.6%
R6: 50% FW + 50% Feed	1.6%	1.5%		1.6%		1.6%	1.6%
Feed			4.4%				
Feed			4.6%				
Feed							
Seed							
Seed							
Seed							
Food Waste			11.0%				
Food Waste			11.1%				

Test	Tuesday	Wednesday	Thursday	Friday	Monday	Tuesday	Wednesday
Date	9-Apr-13	10-Apr-13	11-Apr-13	12-Apr-13	15-Apr-13	16-Apr-13	17-Apr-13
Day	46	47	48	49	52	53	54
VS (%)							
R1: 100% Feed (Control)		1.6%		1.5%	1.4%		1.6%
R1: 100% Feed (Control)		1.6%		1.5%	1.4%		1.6%
R2: 100% Feed (Control)							
R2: 100% Feed (Control)							
R2: 100% Food Waste		4.5%		4.7%	5.8%		7.6%
R2: 100% Food Waste		4.5%		4.8%	5.9%		7.8%
R3: 10% FW + 90% Feed		1.6%		1.5%	1.5%		1.6%
R3: 10% FW + 90% Feed		1.6%		1.5%	1.6%		1.6%
R4: 20% FW + 80% Feed		1.6%		1.5%	1.5%		1.6%
R4: 20% FW + 80% Feed		1.6%		1.5%	1.5%		1.6%
R5: 20% FW + 80% Feed		1.5%		1.5%	1.4%		1.5%
R5: 20% FW + 80% Feed		1.5%		1.5%	1.4%		1.5%
R6: 50% FW + 50% Feed		1.6%		1.5%	1.5%		1.6%
R6: 50% FW + 50% Feed		1.6%		1.5%	1.5%		1.6%
Feed	4.7%					4.5%	
Feed	4.8%					4.5%	
Feed							
Seed						1.8%	
Seed						1.8%	
Seed							
Food Waste	10.8%					17.4%	
Food Waste	10.8%					17.3%	

Test	R2 Re-seeded	Friday	Monday	Tuesday	Wednesday	Thursday	Friday
Date	Thursday	19-Apr-13	22-Apr-13	23-Apr-13	24-Apr-13	25-Apr-13	26-Apr-13
Day	55	56	59	60	61	62	63
VS (%)							
R1: 100% Feed (Control)		1.5%			1.5%		1.5%
R1: 100% Feed (Control)		1.5%			1.5%		1.5%
R2: 100% Feed (Control)		1.3%			1.5%		1.6%
R2: 100% Feed (Control)		1.3%			1.5%		1.6%
R2: 100% Food Waste							
R2: 100% Food Waste							
R3: 10% FW + 90% Feed		1.6%			1.6%		1.6%
R3: 10% FW + 90% Feed		1.6%			1.6%		1.6%
R4: 20% FW + 80% Feed		1.6%			1.6%		1.6%
R4: 20% FW + 80% Feed		1.6%			1.6%		1.6%
R5: 20% FW + 80% Feed		1.5%			1.5%		1.5%
R5: 20% FW + 80% Feed		1.5%			1.5%		1.4%
R6: 50% FW + 50% Feed		1.6%			1.5%		1.5%
R6: 50% FW + 50% Feed		1.6%			1.6%		1.5%
Feed				4.3%			
Feed				4.4%			
Feed							
Seed							
Seed							
Seed							
Food Waste				16.8%			
Food Waste				16.7%			

Test						SRT changed to 22 days	
	Monday 29-Apr-13 66	Tuesday 30-Apr-13 67	Wednesday 1-May-13 68	Thursday 2-May-13 69	Friday 3-May-13 70	Monday 6-May-13 73	Tuesday 7-May-13 74
VS (%)							
R1: 100% Feed (Control)	1.5%		1.6%		1.3%	1.5%	
R1: 100% Feed (Control)	1.5%		1.6%		1.3%	1.5%	
R2: 100% Feed (Control)	1.5%		1.6%		1.4%	1.5%	
R2: 100% Feed (Control)	1.6%		1.6%		1.4%	1.5%	
R2: 100% Food Waste							
R2: 100% Food Waste							
R3: 10% FW + 90% Feed	1.5%		1.6%		1.3%	1.6%	
R3: 10% FW + 90% Feed	1.5%		1.6%		1.4%	1.6%	
R4: 20% FW + 80% Feed	1.5%		1.6%		1.5%	1.6%	
R4: 20% FW + 80% Feed	1.5%		1.6%		1.5%	1.6%	
R5: 20% FW + 80% Feed	1.4%		1.6%		1.4%	1.5%	
R5: 20% FW + 80% Feed	1.4%		1.5%		1.5%	1.5%	
R6: 50% FW + 50% Feed	1.5%		1.6%		1.6%	1.6%	
R6: 50% FW + 50% Feed	1.5%		1.6%		1.6%	1.7%	
Feed		3.9%					3.0%
Feed		3.8%					3.0%
Feed							
Seed							
Seed							
Seed							
Food Waste		15.3%					13.7%
Food Waste		15.0%					13.4%

Test	Wednesday	Thursday	Friday	Monday	Tuesday	Wednesday	Thursday
Date	8-May-13	9-May-13	10-May-13	13-May-13	14-May-13	15-May-13	16-May-13
Day	75	76	77	80	81	82	83
VS (%)							
R1: 100% Feed (Control)	1.4%		1.4%	1.3%		1.4%	
R1: 100% Feed (Control)	1.4%		1.4%	1.3%		1.3%	
R2: 100% Feed (Control)	1.4%		1.4%	1.4%		1.3%	
R2: 100% Feed (Control)	1.4%		1.4%	1.4%		1.4%	
R2: 100% Food Waste							
R2: 100% Food Waste							
R3: 10% FW + 90% Feed	1.5%		1.5%	1.4%		1.5%	
R3: 10% FW + 90% Feed	1.5%		1.5%	1.4%		1.5%	
R4: 20% FW + 80% Feed	1.5%		1.5%	1.4%		1.4%	
R4: 20% FW + 80% Feed	1.5%		1.5%	1.4%		1.4%	
R5: 20% FW + 80% Feed	1.4%		1.5%	1.3%		1.4%	
R5: 20% FW + 80% Feed	1.4%		1.5%	1.3%		1.4%	
R6: 50% FW + 50% Feed	1.6%		1.6%	1.5%		1.5%	
R6: 50% FW + 50% Feed	1.6%		1.6%	1.5%		1.5%	
Feed					3.9%		
Feed					3.8%		
Feed							
Seed							
Seed							
Seed							
Food Waste					14.0%		
Food Waste					13.9%		

Test	Friday	Monday	Tuesday	Wednesday	Thursday	Friday	Monday
Date	17-May-13	20-May-13	21-May-13	22-May-13	23-May-13	24-May-13	27-May-13
Day	84	87	88	89	90	91	94
VS (%)							
R1: 100% Feed (Control)	1.3%	1.3%		1.4%		1.3%	1.3%
R1: 100% Feed (Control)	1.3%	1.3%		1.4%		1.3%	1.3%
R2: 100% Feed (Control)	1.3%	1.3%		2.0%		1.3%	1.3%
R2: 100% Feed (Control)	1.3%	1.3%		1.4%		1.4%	1.4%
R2: 100% Food Waste							
R2: 100% Food Waste							
R3: 10% FW + 90% Feed	1.5%	1.5%		1.3%		1.5%	1.3%
R3: 10% FW + 90% Feed	1.4%	1.5%		1.5%		1.5%	1.2%
R4: 20% FW + 80% Feed	1.5%	1.4%		1.5%		1.5%	1.4%
R4: 20% FW + 80% Feed	1.4%	1.4%		1.6%		1.6%	1.4%
R5: 20% FW + 80% Feed	1.4%	1.4%		1.6%		1.4%	1.3%
R5: 20% FW + 80% Feed	1.4%	1.4%		1.7%		1.4%	1.4%
R6: 50% FW + 50% Feed	1.5%	1.2%		1.6%		1.6%	1.5%
R6: 50% FW + 50% Feed	1.5%	1.2%		1.7%		1.6%	1.5%
Feed			4.0%				
Feed			4.1%				
Feed							
Seed							
Seed							
Seed							
Food Waste			15.9%				
Food Waste			16.2%				

Test							
Date	Tuesday	Wednesday	Thursday	Friday	Monday	Tuesday	Wednesday
Day	28-May-13	29-May-13	30-May-13	31-May-13	3-Jun-13	4-Jun-13	5-Jun-13
	95	96	97	98	101	102	103
VS (%)							
R1: 100% Feed (Control)		1.3%		1.4%	1.3%		1.4%
R1: 100% Feed (Control)		1.4%		1.4%	1.3%		1.4%
R2: 100% Feed (Control)		1.5%		1.4%	1.3%		1.4%
R2: 100% Feed (Control)		1.5%		1.4%	1.3%		1.4%
R2: 100% Food Waste							
R2: 100% Food Waste							
R3: 10% FW + 90% Feed		1.5%		1.5%	1.5%		1.6%
R3: 10% FW + 90% Feed		1.5%		1.5%	1.5%		1.6%
R4: 20% FW + 80% Feed		1.6%		1.5%	1.5%		1.5%
R4: 20% FW + 80% Feed		1.6%		1.5%	1.5%		1.5%
R5: 20% FW + 80% Feed		1.5%		1.5%	1.4%		1.5%
R5: 20% FW + 80% Feed		1.5%		1.5%	1.4%		1.5%
R6: 50% FW + 50% Feed		1.6%		1.7%	1.5%		1.7%
R6: 50% FW + 50% Feed		1.7%		1.6%	1.5%		1.7%
Feed	4.4%					5.2%	
Feed	4.3%					5.2%	
Feed							
Seed							
Seed							
Seed							
Food Waste	13.7%					13.7%	
Food Waste	14.0%					13.8%	

Test	Thursday	Friday	Monday	Tuesday	Wednesday	Thursday	Friday
Date	6-Jun-13	7-Jun-13	10-Jun-13	11-Jun-13	12-Jun-13	13-Jun-13	14-Jun-13
Day	104	105	108	109	110	111	112
VS (%)							
R1: 100% Feed (Control)		1.6%	1.5%		1.6%		1.8%
R1: 100% Feed (Control)		1.6%			1.6%		1.8%
R2: 100% Feed (Control)		1.5%	1.4%		1.6%		1.6%
R2: 100% Feed (Control)		1.5%	1.4%		1.6%		1.6%
R2: 100% Food Waste							
R2: 100% Food Waste							
R3: 10% FW + 90% Feed		1.6%			1.7%		1.7%
R3: 10% FW + 90% Feed		1.6%	1.6%		1.7%		1.7%
R4: 20% FW + 80% Feed		1.7%	1.6%		1.6%		1.6%
R4: 20% FW + 80% Feed		1.7%	1.6%		1.7%		1.7%
R5: 20% FW + 80% Feed		1.6%	1.5%		1.6%		1.7%
R5: 20% FW + 80% Feed		1.6%	1.5%		1.6%		1.7%
R6: 50% FW + 50% Feed		1.8%	1.6%		1.8%		1.7%
R6: 50% FW + 50% Feed		1.7%			1.8%		1.7%
Feed				4.8%			
Feed				4.7%			
Feed							
Seed							
Seed							
Seed							
Food Waste				14.6%			
Food Waste				14.7%			

Test	No Feeding/No Wasting						
	Monday 17-Jun-13	Tuesday 18-Jun-13	Wednesday 19-Jun-13	Thursday 20-Jun-13	Friday 21-Jun-13	Monday 24-Jun-13	Tuesday 25-Jun-13
Date Day	115	116	117	118	119	122	123
VS (%)							
R1: 100% Feed (Control)	1.7%		1.7%			1.4%	
R1: 100% Feed (Control)	1.7%		1.8%			1.5%	
R2: 100% Feed (Control)	1.5%		1.6%			1.5%	
R2: 100% Feed (Control)	1.5%		1.6%			1.5%	
R2: 100% Food Waste							
R2: 100% Food Waste							
R3: 10% FW + 90% Feed	1.6%		1.7%			1.6%	
R3: 10% FW + 90% Feed	1.6%		1.7%			1.6%	
R4: 20% FW + 80% Feed	1.6%		1.7%			1.6%	
R4: 20% FW + 80% Feed	1.6%		1.8%			1.6%	
R5: 20% FW + 80% Feed	1.6%		1.9%			1.7%	
R5: 20% FW + 80% Feed	1.6%		1.8%			1.7%	
R6: 50% FW + 50% Feed	1.7%		1.7%			1.6%	
R6: 50% FW + 50% Feed	1.7%		1.7%			1.6%	
Feed		3.9%					4.2%
Feed		4.1%					4.0%
Feed							
Seed							
Seed							
Seed							
Food Waste		15.1%					13.5%
Food Waste		14.6%					13.4%

Test	No Feeding/No Wasting						
	Wednesday 26-Jun-13	Thursday 27-Jun-13	Friday 28-Jun-13	Monday 1-Jul-13	Tuesday 2-Jul-13	Wednesday 3-Jul-13	Thursday 4-Jul-13
Date Day	124	125	126	129	130	131	132
VS (%)							
R1: 100% Feed (Control)	1.5%		1.6%	1.4%		1.5%	
R1: 100% Feed (Control)	1.5%		1.6%	1.3%		1.4%	
R2: 100% Feed (Control)	1.6%		1.5%	1.4%		1.5%	
R2: 100% Feed (Control)	1.6%		1.5%	1.4%		1.5%	
R2: 100% Food Waste							
R2: 100% Food Waste							
R3: 10% FW + 90% Feed	1.6%		1.7%	1.3%		1.6%	
R3: 10% FW + 90% Feed	1.7%		1.7%	1.4%		1.7%	
R4: 20% FW + 80% Feed	1.6%		1.7%	1.6%		1.6%	
R4: 20% FW + 80% Feed	1.6%		1.7%	1.6%		1.6%	
R5: 20% FW + 80% Feed	1.7%		1.9%	1.5%		1.6%	
R5: 20% FW + 80% Feed	1.8%		1.9%	1.6%		1.6%	
R6: 50% FW + 50% Feed	1.6%		1.9%	1.6%		1.7%	
R6: 50% FW + 50% Feed	1.7%		1.7%	1.5%		1.7%	
Feed							
Feed							
Feed							
Seed							
Seed							
Seed							
Food Waste					13.6%		
Food Waste					13.7%		

Test	No Feeding/No	No Feeding/No	No Feeding/No	Wednesday	Thursday	Friday	Monday
	Wasting	Wasting	Wasting				
Date	Friday	Monday	Tuesday	10-Jul-13	11-Jul-13	12-Jul-13	15-Jul-13
Day	5-Jul-13	8-Jul-13	9-Jul-13	138	139	140	143
VS (%)							
R1: 100% Feed (Control)				1.3%		1.4%	1.3%
R1: 100% Feed (Control)				1.3%		1.4%	1.3%
R2: 100% Feed (Control)				1.3%		1.4%	1.3%
R2: 100% Feed (Control)				1.4%		1.4%	1.3%
R2: 100% Food Waste							
R2: 100% Food Waste							
R3: 10% FW + 90% Feed				1.4%		1.5%	1.3%
R3: 10% FW + 90% Feed				1.4%		1.5%	1.3%
R4: 20% FW + 80% Feed				1.2%		1.5%	1.4%
R4: 20% FW + 80% Feed				1.2%		1.6%	1.5%
R5: 20% FW + 80% Feed				1.4%		1.5%	1.4%
R5: 20% FW + 80% Feed				1.4%		1.5%	1.4%
R6: 50% FW + 50% Feed				1.5%		1.6%	1.5%
R6: 50% FW + 50% Feed				1.5%		1.7%	1.6%
Feed			4.0%				
Feed			4.0%				
Feed							
Seed							
Seed							
Seed							
Food Waste			13.2%				
Food Waste			13.4%				

Test	Tuesday	Wednesday	Thursday	Friday	Monday	Tuesday	Wednesday	Thursday	Friday
Date	16-Jul-13	17-Jul-13	18-Jul-13	19-Jul-13	22-Jul-13	23-Jul-13	24-Jul-13	25-Jul-13	26-Jul-13
Day	144	145	146	147	150	151	152	153	154
VS (%)									
R1: 100% Feed (Control)		1.3%		1.4%	1.4%		1.4%		1.3%
R1: 100% Feed (Control)		1.3%		1.4%	1.4%		1.4%		1.3%
R2: 100% Feed (Control)		1.3%		1.4%	1.4%		1.4%		1.4%
R2: 100% Feed (Control)		1.3%		1.4%	1.4%		1.4%		1.4%
R2: 100% Food Waste									
R2: 100% Food Waste									
R3: 10% FW + 90% Feed		1.5%		1.4%	1.4%		1.5%		1.4%
R3: 10% FW + 90% Feed		1.5%		1.4%	1.4%		1.5%		1.4%
R4: 20% FW + 80% Feed		1.5%		1.5%	1.4%		1.5%		1.6%
R4: 20% FW + 80% Feed		1.5%		1.6%	1.4%		1.5%		1.6%
R5: 20% FW + 80% Feed		1.5%		1.6%	1.5%		1.5%		1.7%
R5: 20% FW + 80% Feed		1.5%		1.6%	1.5%		1.5%		1.7%
R6: 50% FW + 50% Feed		1.6%		1.7%	1.6%		1.7%		1.8%
R6: 50% FW + 50% Feed		1.7%		1.7%	1.6%		1.7%		1.8%
Feed	4.0%					4.2%			
Feed	4.0%					4.2%			
Feed									
Seed									
Seed									
Seed									
Food Waste	12.6%					14.4%			
Food Waste	12.5%					14.5%			

Test	TSVS	Friday 22-Feb-13	Tuesday 26-Feb-13	Wednesday 27-Feb-13
Date				
Day		0	4	5

Average VS (%)	Average	Average after R2 reseedling			
R1: 100% Feed (Control)	1.5%	1.4%		1.1%	1.0%
R2: 100% Feed (Control)	1.4%	1.4%			
R2: 100% Food Waste	2.7%			0.6%	1.6%
R3: 10% FW + 90% Feed	1.5%	1.5%		0.6%	0.6%
R4: 20% FW + 80% Feed	1.5%	1.5%		1.2%	1.4%
R5: 20% FW + 80% Feed	1.5%	1.5%		1.0%	1.1%
R6: 50% FW + 50% Feed	1.6%	1.6%		0.8%	1.2%
Feed	4.2%	4.1%	4.3%	4.3%	4.3%
Seed	1.7%		1.6%		
Food Waste	13.6%	14.4%	12.6%	12.6%	12.6%

"Theoretical" Feed VS (%)	Average	Average after R2 reseedling	kg VS/m3-d	lb VS/ft3-d			
R1: 100% Feed (Control)	4.2%	4.1%	2.59	0.16	4.3%	4.3%	4.3%
R2: 100% Feed (Control)	4.1%	4.1%	2.59	0.16			
R2: 100% Food Waste	12.3%				12.6%	12.6%	12.6%
R3: 10% FW + 90% Feed	4.6%	4.5%	2.84	0.18	4.6%	4.6%	4.6%
R4: 20% FW + 80% Feed	5.0%	5.0%	3.10	0.19	4.9%	4.9%	4.9%
R5: 20% FW + 80% Feed	5.0%	5.0%	3.10	0.19	4.9%	4.9%	4.9%
R6: 50% FW + 50% Feed	6.7%	6.8%	4.25	0.27	6.4%	6.4%	6.4%

Test	Thursday	Friday	Monday	Tuesday	Wednesday	Thursday	Friday
Date	28-Feb-13	1-Mar-13	4-Mar-13	5-Mar-13	6-Mar-13	7-Mar-13	8-Mar-13
Day	6	7	10	11	12	13	14

Average VS (%)

R1: 100% Feed (Control)	1.1%	1.3%	1.2%	1.3%	1.3%	1.3%	1.2%
R2: 100% Feed (Control)							
R2: 100% Food Waste	1.7%	1.7%	1.5%	1.7%	1.7%	1.7%	1.8%
R3: 10% FW + 90% Feed	0.8%	1.0%	0.8%	1.1%	1.6%	1.1%	1.0%
R4: 20% FW + 80% Feed	1.3%	1.3%	1.3%	1.3%	1.4%	1.3%	1.2%
R5: 20% FW + 80% Feed	1.2%	1.2%	1.1%	1.2%	1.3%	1.2%	1.3%
R6: 50% FW + 50% Feed	1.5%	1.7%	1.5%	1.7%	1.7%	1.7%	1.7%
Feed	4.3%	4.3%	4.3%	5.0%	5.0%	5.0%	5.0%
Seed							
Food Waste	12.6%	12.6%	12.6%	12.6%	12.6%	12.6%	12.6%

"Theoretical" Feed VS (%)

R1: 100% Feed (Control)	4.3%	4.3%	4.3%	5.0%	5.0%	5.0%	5.0%
R2: 100% Feed (Control)							
R2: 100% Food Waste	12.6%	12.6%	12.6%	12.6%	12.6%	12.6%	12.6%
R3: 10% FW + 90% Feed	4.6%	4.6%	4.6%	5.3%	5.3%	5.3%	5.3%
R4: 20% FW + 80% Feed	4.9%	4.9%	4.9%	5.6%	5.6%	5.6%	5.6%
R5: 20% FW + 80% Feed	4.9%	4.9%	4.9%	5.6%	5.6%	5.6%	5.6%
R6: 50% FW + 50% Feed	6.4%	6.4%	6.4%	6.9%	6.9%	6.9%	6.9%

Test	Second SRT Starts						
	Wednesday 20-Mar-13 26	Thursday 21-Mar-13 27	Friday 22-Mar-13 28	Monday 25-Mar-13 31	Tuesday 26-Mar-13 32	Wednesday 27-Mar-13 33	Thursday 28-Mar-13 34
Average VS (%)							
R1: 100% Feed (Control)	1.6%	1.6%	1.6%	1.5%	1.6%	1.6%	1.6%
R2: 100% Feed (Control)							
R2: 100% Food Waste	2.2%	2.0%	2.1%	1.9%	2.3%	2.4%	2.3%
R3: 10% FW + 90% Feed	1.6%	1.6%	1.6%	1.6%	1.6%	1.6%	1.6%
R4: 20% FW + 80% Feed	1.5%	1.5%	1.5%	1.5%	1.5%	1.6%	1.5%
R5: 20% FW + 80% Feed	1.4%	1.4%	1.5%	1.4%	1.5%	1.6%	1.5%
R6: 50% FW + 50% Feed	1.5%	1.5%	1.6%	1.4%	1.5%	1.5%	1.5%
Feed	4.7%	4.7%	4.7%	4.7%	3.9%	3.9%	3.9%
Seed							
Food Waste	11.2%	11.2%	11.2%	11.2%	10.9%	10.9%	10.9%
"Theoretical" Feed VS (%)							
R1: 100% Feed (Control)	4.7%	4.7%	4.7%	4.7%	3.9%	3.9%	3.9%
R2: 100% Feed (Control)							
R2: 100% Food Waste	11.2%	11.2%	11.2%	11.2%	10.9%	10.9%	10.9%
R3: 10% FW + 90% Feed	4.9%	4.9%	4.9%	4.9%	4.2%	4.2%	4.2%
R4: 20% FW + 80% Feed	5.2%	5.2%	5.2%	5.2%	4.5%	4.5%	4.5%
R5: 20% FW + 80% Feed	5.2%	5.2%	5.2%	5.2%	4.5%	4.5%	4.5%
R6: 50% FW + 50% Feed	6.4%	6.4%	6.4%	6.4%	5.7%	5.7%	5.7%

Test	Friday	Monday	Tuesday	Wednesday	Thursday	Friday	Monday
Date	29-Mar-13	1-Apr-13	2-Apr-13	3-Apr-13	4-Apr-13	5-Apr-13	8-Apr-13
Day	35	38	39	40	41	42	45

Average VS (%)

R1: 100% Feed (Control)	1.7%	1.5%	1.5%	1.6%	1.5%	1.5%	1.6%
R2: 100% Feed (Control)							
R2: 100% Food Waste	2.5%	2.4%	2.9%	2.9%	2.9%	3.2%	3.5%
R3: 10% FW + 90% Feed	1.6%	1.5%	1.6%	1.6%	1.6%	1.6%	1.7%
R4: 20% FW + 80% Feed	1.6%	1.5%	1.6%	1.6%	1.6%	1.6%	1.6%
R5: 20% FW + 80% Feed	1.5%	1.4%	1.5%	1.5%	1.5%	1.5%	1.6%
R6: 50% FW + 50% Feed	1.5%	1.5%	1.5%	1.5%	1.5%	1.6%	1.6%
Feed	3.9%	3.9%	4.5%	4.5%	4.5%	4.5%	4.5%
Seed							
Food Waste	10.9%	10.9%	11.0%	11.0%	11.0%	11.0%	11.0%

"Theoretical" Feed VS (%)

R1: 100% Feed (Control)	3.9%	3.9%	4.5%	4.5%	4.5%	4.5%	4.5%
R2: 100% Feed (Control)							
R2: 100% Food Waste	10.9%	10.9%	11.0%	11.0%	11.0%	11.0%	11.0%
R3: 10% FW + 90% Feed	4.2%	4.2%	4.7%	4.7%	4.7%	4.7%	4.7%
R4: 20% FW + 80% Feed	4.5%	4.5%	5.0%	5.0%	5.0%	5.0%	5.0%
R5: 20% FW + 80% Feed	4.5%	4.5%	5.0%	5.0%	5.0%	5.0%	5.0%
R6: 50% FW + 50% Feed	5.7%	5.7%	6.2%	6.2%	6.2%	6.2%	6.2%

Test	Tuesday	Wednesday	Thursday	Friday	Monday	Tuesday	Wednesday
Date	9-Apr-13	10-Apr-13	11-Apr-13	12-Apr-13	15-Apr-13	16-Apr-13	17-Apr-13
Day	46	47	48	49	52	53	54

Average VS (%)

R1: 100% Feed (Control)	1.6%	1.6%	1.6%	1.5%	1.4%	1.5%	1.6%
R2: 100% Feed (Control)							
R2: 100% Food Waste	4.2%	4.5%	4.2%	4.7%	5.9%	5.0%	7.7%
R3: 10% FW + 90% Feed	1.6%	1.6%	1.6%	1.5%	1.6%	1.6%	1.6%
R4: 20% FW + 80% Feed	1.6%	1.6%	1.6%	1.5%	1.5%	1.5%	1.6%
R5: 20% FW + 80% Feed	1.5%	1.5%	1.5%	1.5%	1.4%	1.5%	1.5%
R6: 50% FW + 50% Feed	1.6%	1.6%	1.6%	1.5%	1.5%	1.5%	1.6%
Feed	4.7%	4.7%	4.7%	4.7%	4.7%	4.5%	4.5%
Seed						1.8%	
Food Waste	10.8%	10.8%	10.8%	10.8%	10.8%	17.3%	17.3%

"Theoretical" Feed VS (%)

R1: 100% Feed (Control)	4.7%	4.7%	4.7%	4.7%	4.7%	4.5%	4.5%
R2: 100% Feed (Control)							
R2: 100% Food Waste	10.8%	10.8%	10.8%	10.8%	10.8%	17.3%	17.3%
R3: 10% FW + 90% Feed	4.9%	4.9%	4.9%	4.9%	4.9%	5.0%	5.0%
R4: 20% FW + 80% Feed	5.2%	5.2%	5.2%	5.2%	5.2%	5.5%	5.5%
R5: 20% FW + 80% Feed	5.2%	5.2%	5.2%	5.2%	5.2%	5.5%	5.5%
R6: 50% FW + 50% Feed	6.3%	6.3%	6.3%	6.3%	6.3%	7.8%	7.8%

Test	R2 Re-seeded	Friday	Monday	Tuesday	Wednesday	Thursday	Friday
Date	Thursday	Friday	Monday	Tuesday	Wednesday	Thursday	Friday
Day	18-Apr-13	19-Apr-13	22-Apr-13	23-Apr-13	24-Apr-13	25-Apr-13	26-Apr-13
	55	56	59	60	61	62	63
Average VS (%)							
R1: 100% Feed (Control)	1.5%	1.5%		1.5%	1.5%	1.5%	1.5%
R2: 100% Feed (Control)		1.3%		1.5%	1.5%	1.5%	1.6%
R2: 100% Food Waste	5.0%						
R3: 10% FW + 90% Feed	1.6%	1.6%		1.6%	1.6%	1.6%	1.6%
R4: 20% FW + 80% Feed	1.5%	1.6%		1.6%	1.6%	1.6%	1.6%
R5: 20% FW + 80% Feed	1.5%	1.5%		1.5%	1.5%	1.5%	1.5%
R6: 50% FW + 50% Feed	1.5%	1.6%		1.5%	1.6%	1.5%	1.5%
Feed	4.5%	4.5%	4.5%	4.4%	4.4%	4.4%	4.4%
Seed							
Food Waste	17.3%	17.3%	17.3%	16.8%	16.8%	16.8%	16.8%
"Theoretical" Feed VS (%)							
R1: 100% Feed (Control)	4.5%	4.5%	4.5%	4.4%	4.4%	4.4%	4.4%
R2: 100% Feed (Control)		4.5%	4.5%	4.4%	4.4%	4.4%	4.4%
R2: 100% Food Waste	17.3%						
R3: 10% FW + 90% Feed	5.0%	5.0%	5.0%	4.8%	4.8%	4.8%	4.8%
R4: 20% FW + 80% Feed	5.5%	5.5%	5.5%	5.3%	5.3%	5.3%	5.3%
R5: 20% FW + 80% Feed	5.5%	5.5%	5.5%	5.3%	5.3%	5.3%	5.3%
R6: 50% FW + 50% Feed	7.8%	7.8%	7.8%	7.5%	7.5%	7.5%	7.5%

Test							SRT	
	Monday	Tuesday	Wednesday	Thursday	Friday	SRT	Tuesday	
Date	29-Apr-13	30-Apr-13	1-May-13	2-May-13	3-May-13	6-May-13	7-May-13	
Day	66	67	68	69	70	73	74	
Average VS (%)								
R1: 100% Feed (Control)	1.5%	1.5%	1.6%	1.5%	1.3%	1.5%	1.4%	
R2: 100% Feed (Control)	1.6%	1.5%	1.6%	1.5%	1.4%	1.5%	1.4%	
R2: 100% Food Waste								
R3: 10% FW + 90% Feed	1.5%	1.5%	1.6%	1.5%	1.3%	1.6%	1.5%	
R4: 20% FW + 80% Feed	1.5%	1.5%	1.6%	1.5%	1.5%	1.6%	1.5%	
R5: 20% FW + 80% Feed	1.4%	1.5%	1.6%	1.5%	1.4%	1.5%	1.5%	
R6: 50% FW + 50% Feed	1.5%	1.6%	1.6%	1.6%	1.6%	1.6%	1.6%	
Feed	4.4%	3.8%	3.8%	3.8%	3.8%	3.8%	3.0%	
Seed								
Food Waste	16.8%	15.1%	15.1%	15.1%	15.1%	15.1%	13.5%	
"Theoretical" Feed VS (%)								
R1: 100% Feed (Control)	4.4%	3.8%	3.8%	3.8%	3.8%	3.8%	3.0%	
R2: 100% Feed (Control)	4.4%	3.8%	3.8%	3.8%	3.8%	3.8%	3.0%	
R2: 100% Food Waste								
R3: 10% FW + 90% Feed	4.8%	4.2%	4.2%	4.2%	4.2%	4.3%	3.5%	
R4: 20% FW + 80% Feed	5.3%	4.7%	4.7%	4.7%	4.7%	4.7%	3.9%	
R5: 20% FW + 80% Feed	5.3%	4.7%	4.7%	4.7%	4.7%	4.7%	3.9%	
R6: 50% FW + 50% Feed	7.5%	6.7%	6.7%	6.7%	6.7%	6.8%	5.8%	

Test	Wednesday	Thursday	Friday	Monday	Tuesday	Wednesday	Thursday
Date	8-May-13	9-May-13	10-May-13	13-May-13	14-May-13	15-May-13	16-May-13
Day	75	76	77	80	81	82	83

Average VS (%)

R1: 100% Feed (Control)	1.4%	1.4%	1.4%	1.3%	1.3%	1.4%	1.3%
R2: 100% Feed (Control)	1.4%	1.4%	1.4%	1.4%	1.4%	1.3%	1.4%
R2: 100% Food Waste							
R3: 10% FW + 90% Feed	1.5%	1.5%	1.5%	1.4%	1.4%	1.5%	1.4%
R4: 20% FW + 80% Feed	1.5%	1.5%	1.5%	1.4%	1.4%	1.4%	1.4%
R5: 20% FW + 80% Feed	1.4%	1.5%	1.5%	1.3%	1.4%	1.4%	1.4%
R6: 50% FW + 50% Feed	1.6%	1.6%	1.6%	1.5%	1.5%	1.5%	1.5%
Feed	3.0%	3.0%	3.0%	3.0%	3.9%	3.9%	3.9%
Seed							
Food Waste	13.5%	13.5%	13.5%	13.5%	13.9%	13.9%	13.9%

"Theoretical" Feed VS (%)

R1: 100% Feed (Control)	3.0%	3.0%	3.0%	3.0%	3.9%	3.9%	3.9%
R2: 100% Feed (Control)	3.0%	3.0%	3.0%	3.0%	3.9%	3.9%	3.9%
R2: 100% Food Waste							
R3: 10% FW + 90% Feed	3.5%	3.5%	3.5%	3.5%	4.3%	4.3%	4.3%
R4: 20% FW + 80% Feed	3.9%	3.9%	3.9%	3.9%	4.7%	4.7%	4.7%
R5: 20% FW + 80% Feed	3.9%	3.9%	3.9%	3.9%	4.7%	4.7%	4.7%
R6: 50% FW + 50% Feed	5.8%	5.8%	5.8%	5.8%	6.5%	6.5%	6.5%

Test	Friday 17-May-13	Monday 20-May-13	Tuesday 21-May-13	Wednesday 22-May-13	Thursday 23-May-13	Friday 24-May-13	Monday 27-May-13
Date Day	84	87	88	89	90	91	94

Average VS (%)

R1: 100% Feed (Control)	1.3%	1.3%	1.3%	1.4%	1.3%	1.3%	1.3%
R2: 100% Feed (Control)	1.3%	1.3%	1.5%	1.7%	1.5%	1.3%	1.3%
R2: 100% Food Waste							
R3: 10% FW + 90% Feed	1.5%	1.5%	1.4%	1.4%	1.4%	1.5%	1.2%
R4: 20% FW + 80% Feed	1.5%	1.4%	1.5%	1.5%	1.5%	1.5%	1.4%
R5: 20% FW + 80% Feed	1.4%	1.4%	1.5%	1.6%	1.5%	1.4%	1.4%
R6: 50% FW + 50% Feed	1.5%	1.2%	1.5%	1.7%	1.5%	1.6%	1.5%
Feed	3.9%	3.9%	4.0%	4.0%	4.0%	4.0%	4.0%
Seed							
Food Waste	13.9%	13.9%	16.1%	16.1%	16.1%	16.1%	16.1%

"Theoretical" Feed VS (%)

R1: 100% Feed (Control)	3.9%	3.9%	4.0%	4.0%	4.0%	4.0%	4.0%
R2: 100% Feed (Control)	3.9%	3.9%	4.0%	4.0%	4.0%	4.0%	4.0%
R2: 100% Food Waste							
R3: 10% FW + 90% Feed	4.3%	4.3%	4.5%	4.5%	4.5%	4.5%	4.5%
R4: 20% FW + 80% Feed	4.7%	4.7%	5.0%	5.0%	5.0%	5.0%	5.0%
R5: 20% FW + 80% Feed	4.7%	4.7%	5.0%	5.0%	5.0%	5.0%	5.0%
R6: 50% FW + 50% Feed	6.5%	6.5%	7.2%	7.2%	7.2%	7.2%	7.2%

Test	Tuesday	Wednesday	Thursday	Friday	Monday	Tuesday	Wednesday
Date	28-May-13	29-May-13	30-May-13	31-May-13	3-Jun-13	4-Jun-13	5-Jun-13
Day	95	96	97	98	101	102	103

Average VS (%)

R1: 100% Feed (Control)	1.3%	1.4%	1.3%	1.4%	1.3%	1.4%	1.4%
R2: 100% Feed (Control)	1.4%	1.5%	1.4%	1.4%	1.3%	1.4%	1.4%
R2: 100% Food Waste							
R3: 10% FW + 90% Feed	1.4%	1.5%	1.4%	1.5%	1.5%	1.6%	1.6%
R4: 20% FW + 80% Feed	1.5%	1.6%	1.5%	1.5%	1.5%	1.6%	1.5%
R5: 20% FW + 80% Feed	1.5%	1.5%	1.5%	1.5%	1.4%	1.5%	1.5%
R6: 50% FW + 50% Feed	1.6%	1.6%	1.6%	1.7%	1.5%	1.7%	1.7%
Feed	4.3%	4.3%	4.3%	4.3%	4.3%	5.2%	5.2%
Seed							
Food Waste	13.8%	13.8%	13.8%	13.8%	13.8%	13.8%	13.8%

"Theoretical" Feed VS (%)

R1: 100% Feed (Control)	4.3%	4.3%	4.3%	4.3%	4.3%	5.2%	5.2%
R2: 100% Feed (Control)	4.3%	4.3%	4.3%	4.3%	4.3%	5.2%	5.2%
R2: 100% Food Waste							
R3: 10% FW + 90% Feed	4.7%	4.7%	4.7%	4.7%	4.7%	5.5%	5.5%
R4: 20% FW + 80% Feed	5.1%	5.1%	5.1%	5.1%	5.1%	5.9%	5.9%
R5: 20% FW + 80% Feed	5.1%	5.1%	5.1%	5.1%	5.1%	5.9%	5.9%
R6: 50% FW + 50% Feed	6.8%	6.8%	6.8%	6.8%	6.8%	7.4%	7.4%

Test	Thursday	Friday	Monday	Tuesday	Wednesday	Thursday	Friday
Date	6-Jun-13	7-Jun-13	10-Jun-13	11-Jun-13	12-Jun-13	13-Jun-13	14-Jun-13
Day	104	105	108	109	110	111	112

Average VS (%)

R1: 100% Feed (Control)	1.4%	1.6%	1.5%	1.6%	1.6%	1.6%	1.8%
R2: 100% Feed (Control)	1.4%	1.5%	1.4%	1.5%	1.6%	1.5%	1.6%
R2: 100% Food Waste							
R3: 10% FW + 90% Feed	1.6%	1.6%	1.6%	1.7%	1.7%	1.7%	1.7%
R4: 20% FW + 80% Feed	1.6%	1.7%	1.6%	1.6%	1.6%	1.6%	1.7%
R5: 20% FW + 80% Feed	1.5%	1.6%	1.5%	1.6%	1.6%	1.6%	1.7%
R6: 50% FW + 50% Feed	1.7%	1.8%	1.6%	1.7%	1.8%	1.7%	1.7%
Feed	5.2%	5.2%	5.2%	4.8%	4.8%	4.8%	4.8%
Seed							
Food Waste	13.8%	13.8%	13.8%	14.6%	14.6%	14.6%	14.6%

"Theoretical" Feed VS (%)

R1: 100% Feed (Control)	5.2%	5.2%	5.2%	4.8%	4.8%	4.8%	4.8%
R2: 100% Feed (Control)	5.2%	5.2%	5.2%	4.8%	4.8%	4.8%	4.8%
R2: 100% Food Waste							
R3: 10% FW + 90% Feed	5.5%	5.5%	5.5%	5.1%	5.1%	5.1%	5.1%
R4: 20% FW + 80% Feed	5.9%	5.9%	5.9%	5.5%	5.5%	5.5%	5.5%
R5: 20% FW + 80% Feed	5.9%	5.9%	5.9%	5.5%	5.5%	5.5%	5.5%
R6: 50% FW + 50% Feed	7.4%	7.4%	7.4%	7.3%	7.3%	7.3%	7.3%

Test	Wednesday	Thursday	Friday	Monday	Tuesday	Wednesday	No Feeding/No Wasting Thursday
Date	26-Jun-13	27-Jun-13	28-Jun-13	1-Jul-13	2-Jul-13	3-Jul-13	4-Jul-13
Day	124	125	126	129	130	131	132

Average VS (%)

R1: 100% Feed (Control)	1.5%	1.5%	1.6%	1.4%		1.5%	
R2: 100% Feed (Control)	1.6%	1.5%	1.5%	1.4%		1.5%	
R2: 100% Food Waste							
R3: 10% FW + 90% Feed	1.7%	1.7%	1.7%	1.4%		1.7%	
R4: 20% FW + 80% Feed	1.6%	1.6%	1.7%	1.6%		1.6%	
R5: 20% FW + 80% Feed	1.8%	1.8%	1.9%	1.6%		1.6%	
R6: 50% FW + 50% Feed	1.7%	1.7%	1.8%	1.6%		1.7%	
Feed	4.1%	4.1%	4.1%	4.1%	4.1%	4.1%	
Seed							
Food Waste	13.4%	13.4%	13.4%	13.4%	13.7%	13.7%	

"Theoretical" Feed VS (%)

R1: 100% Feed (Control)	4.1%	4.1%	4.1%	4.1%	4.1%	4.1%	
R2: 100% Feed (Control)	4.1%	4.1%	4.1%	4.1%	4.1%	4.1%	
R2: 100% Food Waste							
R3: 10% FW + 90% Feed	4.5%	4.5%	4.5%	4.5%	4.5%	4.5%	
R4: 20% FW + 80% Feed	4.9%	4.9%	4.9%	4.9%	4.9%	4.9%	
R5: 20% FW + 80% Feed	4.9%	4.9%	4.9%	4.9%	4.9%	4.9%	
R6: 50% FW + 50% Feed	6.5%	6.5%	6.5%	6.5%	6.6%	6.6%	

Test	No Feeding/No	No Feeding/No	No Feeding/No	Wednesday	Thursday	Friday	Monday
	Wasting	Wasting	Wasting				
Date	Friday	Monday	Tuesday	10-Jul-13	11-Jul-13	12-Jul-13	15-Jul-13
Day	133	136	137	138	139	140	143

Average VS (%)

R1: 100% Feed (Control)			1.3%	1.3%	1.3%	1.4%	1.3%
R2: 100% Feed (Control)			1.3%	1.3%	1.3%	1.4%	1.3%
R2: 100% Food Waste							
R3: 10% FW + 90% Feed			1.4%	1.4%	1.4%	1.5%	1.3%
R4: 20% FW + 80% Feed			1.4%	1.2%	1.4%	1.5%	1.4%
R5: 20% FW + 80% Feed			1.4%	1.4%	1.4%	1.5%	1.4%
R6: 50% FW + 50% Feed			1.6%	1.5%	1.6%	1.6%	1.5%
Feed			4.0%	4.0%	4.0%	4.0%	4.0%
Seed							
Food Waste			13.3%	13.3%	13.3%	13.3%	13.3%

"Theoretical" Feed VS (%)

R1: 100% Feed (Control)			4.0%	4.0%	4.0%	4.0%	4.0%
R2: 100% Feed (Control)			4.0%	4.0%	4.0%	4.0%	4.0%
R2: 100% Food Waste							
R3: 10% FW + 90% Feed			4.4%	4.4%	4.4%	4.4%	4.4%
R4: 20% FW + 80% Feed			4.8%	4.8%	4.8%	4.8%	4.8%
R5: 20% FW + 80% Feed			4.8%	4.8%	4.8%	4.8%	4.8%
R6: 50% FW + 50% Feed			6.4%	6.4%	6.4%	6.4%	6.4%

Test	Tuesday	Wednesday	Thursday	Friday	Monday	Tuesday	Wednesday	Thursday	Friday
Date	16-Jul-13	17-Jul-13	18-Jul-13	19-Jul-13	22-Jul-13	23-Jul-13	24-Jul-13	25-Jul-13	26-Jul-13
Day	144	145	146	147	150	151	152	153	154

Average VS (%)

R1: 100% Feed (Control)	1.3%	1.3%	1.3%	1.4%	1.4%	1.4%	1.4%	1.4%	1.3%
R2: 100% Feed (Control)	1.3%	1.3%	1.3%	1.4%	1.4%	1.4%	1.4%	1.4%	1.4%
R2: 100% Food Waste									
R3: 10% FW + 90% Feed	1.4%	1.5%	1.4%	1.4%	1.4%	1.4%	1.5%	1.4%	1.4%
R4: 20% FW + 80% Feed	1.5%	1.5%	1.5%	1.6%	1.4%	1.5%	1.5%	1.5%	1.6%
R5: 20% FW + 80% Feed	1.5%	1.5%	1.5%	1.6%	1.5%	1.6%	1.5%	1.6%	1.7%
R6: 50% FW + 50% Feed	1.6%	1.6%	1.6%	1.7%	1.6%	1.7%	1.7%	1.7%	1.8%
Feed	4.0%	4.0%	4.0%	4.0%	4.0%	4.2%	4.2%	4.2%	4.2%
Seed									
Food Waste	12.6%	12.6%	12.6%	12.6%	12.6%	14.5%	14.5%	14.5%	14.5%

"Theoretical" Feed VS (%)

R1: 100% Feed (Control)	4.0%	4.0%	4.0%	4.0%	4.0%	4.2%	4.2%	4.2%	4.2%
R2: 100% Feed (Control)	4.0%	4.0%	4.0%	4.0%	4.0%	4.2%	4.2%	4.2%	4.2%
R2: 100% Food Waste									
R3: 10% FW + 90% Feed	4.4%	4.4%	4.4%	4.4%	4.4%	4.6%	4.6%	4.6%	4.6%
R4: 20% FW + 80% Feed	4.7%	4.7%	4.7%	4.7%	4.7%	5.0%	5.0%	5.0%	5.0%
R5: 20% FW + 80% Feed	4.7%	4.7%	4.7%	4.7%	4.7%	5.0%	5.0%	5.0%	5.0%
R6: 50% FW + 50% Feed	6.3%	6.3%	6.3%	6.3%	6.3%	6.8%	6.8%	6.8%	6.8%

Test

TSVS

Date

Day

Friday	Tuesday	Wednesday
22-Feb-13	26-Feb-13	27-Feb-13
0	4	5

VS Reduced by VS Loading (Using Daily) (%)	Average	Average after R2 reseeding	VS/VS Control (% increase)		
R1: 100% Feed (Control)	65.3%	65.0%		75%	77%
R2: 100% Feed (Control)	64.8%	64.8%			
R2: 100% Food Waste	77.5%			95%	87%
R3: 10% FW + 90% Feed	67.2%	66.3%	1.9%	87%	86%
R4: 20% FW + 80% Feed	69.6%	68.9%	6.0%	76%	73%
R5: 20% FW + 80% Feed	70.0%	68.9%	6.1%	79%	77%
R6: 50% FW + 50% Feed	76.0%	76.1%	17.1%	87%	82%

VS Reduced by VS Loading (Using Running Average) (%)	Average	Average after R2 reseeding	VS/VS Control (% increase)		
R1: 100% Feed (Control)	65.4%	65%		75%	77%
R2: 100% Feed (Control)	64.9%	65%			
R2: 100% Food Waste	77.7%			95%	87%
R3: 10% FW + 90% Feed	67.4%	66%	2.1%	87%	86%
R4: 20% FW + 80% Feed	70.0%	69%	6.6%	76%	73%
R5: 20% FW + 80% Feed	70.4%	69%	6.6%	79%	77%
R6: 50% FW + 50% Feed	76.5%	77%	18.1%	87%	82%

Test							
Date	Thursday	Friday	Monday	Tuesday	Wednesday	Thursday	Friday
Day	28-Feb-13	1-Mar-13	4-Mar-13	5-Mar-13	6-Mar-13	7-Mar-13	8-Mar-13
	6	7	10	11	12	13	14

VS Reduced by VS Loading (Using Daily) (%)							
R1: 100% Feed (Control)	74%	71%	71%	75%	73%	75%	76%
R2: 100% Feed (Control)							
R2: 100% Food Waste	87%	86%	88%	87%	86%	87%	86%
R3: 10% FW + 90% Feed	81%	77%	82%	78%	69%	78%	81%
R4: 20% FW + 80% Feed	73%	73%	74%	77%	75%	77%	79%
R5: 20% FW + 80% Feed	76%	75%	78%	79%	78%	79%	78%
R6: 50% FW + 50% Feed	77%	73%	76%	76%	75%	76%	75%

VS Reduced by VS Loading (Using Running Average) (%)							
R1: 100% Feed (Control)	74%	71%	71%	72%	70%	72%	74%
R2: 100% Feed (Control)							
R2: 100% Food Waste	87%	86%	88%	87%	86%	87%	86%
R3: 10% FW + 90% Feed	81%	77%	82%	76%	66%	76%	80%
R4: 20% FW + 80% Feed	73%	73%	74%	74%	72%	75%	78%
R5: 20% FW + 80% Feed	76%	75%	78%	76%	75%	77%	76%
R6: 50% FW + 50% Feed	77%	73%	76%	74%	73%	75%	74%

Test	Monday	Tuesday	Wednesday	Thursday	Friday	Monday	Tuesday
Date	11-Mar-13	12-Mar-13	13-Mar-13	14-Mar-13	15-Mar-13	18-Mar-13	19-Mar-13
Day	17	18	19	20	21	24	25

VS Reduced by VS Loading (Using Daily) (%)							
R1: 100% Feed (Control)	68%	55%	54%	55%	55%	55%	66%
R2: 100% Feed (Control)							
R2: 100% Food Waste	87%	86%	86%	86%	86%	87%	82%
R3: 10% FW + 90% Feed	81%	62%	55%	62%	57%	60%	68%
R4: 20% FW + 80% Feed	85%	70%	65%	70%	65%	66%	71%
R5: 20% FW + 80% Feed	77%	66%	62%	66%	67%	68%	73%
R6: 50% FW + 50% Feed	77%	73%	72%	73%	74%	76%	76%

VS Reduced by VS Loading (Using Running Average) (%)							
R1: 100% Feed (Control)	65%	65%	64%	63%	63%	63%	63%
R2: 100% Feed (Control)							
R2: 100% Food Waste	87%	85%	85%	86%	85%	86%	84%
R3: 10% FW + 90% Feed	80%	70%	63%	69%	64%	66%	65%
R4: 20% FW + 80% Feed	84%	75%	71%	75%	70%	71%	70%
R5: 20% FW + 80% Feed	75%	72%	68%	71%	71%	72%	72%
R6: 50% FW + 50% Feed	76%	75%	74%	75%	76%	77%	76%

Test	Wednesday	Thursday	Friday	Monday	Second SRT Starts Tuesday	Wednesday	Thursday
Date	20-Mar-13	21-Mar-13	22-Mar-13	25-Mar-13	26-Mar-13	27-Mar-13	28-Mar-13
Day	26	27	28	31	32	33	34

VS Reduced by VS Loading (Using Daily) (%)							
R1: 100% Feed (Control)	67%	66%	67%	67%	59%	59%	59%
R2: 100% Feed (Control)							
R2: 100% Food Waste	81%	82%	81%	83%	79%	78%	79%
R3: 10% FW + 90% Feed	67%	68%	67%	68%	62%	61%	62%
R4: 20% FW + 80% Feed	71%	71%	71%	72%	66%	65%	66%
R5: 20% FW + 80% Feed	73%	73%	72%	74%	67%	65%	67%
R6: 50% FW + 50% Feed	76%	76%	75%	77%	74%	73%	74%

VS Reduced by VS Loading (Using Running Average) (%)							
R1: 100% Feed (Control)	64%	64%	64%	65%	63%	63%	63%
R2: 100% Feed (Control)							
R2: 100% Food Waste	83%	84%	83%	85%	82%	81%	81%
R3: 10% FW + 90% Feed	65%	66%	65%	66%	65%	65%	65%
R4: 20% FW + 80% Feed	70%	70%	70%	71%	69%	69%	69%
R5: 20% FW + 80% Feed	72%	72%	71%	73%	70%	68%	70%
R6: 50% FW + 50% Feed	76%	76%	76%	78%	76%	76%	76%

Test							
Date	Friday	Monday	Tuesday	Wednesday	Thursday	Friday	Monday
Day	29-Mar-13	1-Apr-13	2-Apr-13	3-Apr-13	4-Apr-13	5-Apr-13	8-Apr-13
	35	38	39	40	41	42	45

VS Reduced by VS Loading (Using Daily) (%)							
R1: 100% Feed (Control)	57%	62%	66%	65%	66%	66%	65%
R2: 100% Feed (Control)							
R2: 100% Food Waste	77%	78%	74%	73%	74%	71%	69%
R3: 10% FW + 90% Feed	62%	63%	67%	66%	67%	67%	64%
R4: 20% FW + 80% Feed	65%	67%	69%	68%	69%	68%	68%
R5: 20% FW + 80% Feed	66%	68%	71%	70%	71%	70%	68%
R6: 50% FW + 50% Feed	73%	74%	75%	75%	75%	74%	74%

VS Reduced by VS Loading (Using Running Average) (%)							
R1: 100% Feed (Control)	61%	65%	64%	64%	64%	64%	63%
R2: 100% Feed (Control)							
R2: 100% Food Waste	79%	80%	76%	76%	76%	73%	71%
R3: 10% FW + 90% Feed	65%	66%	66%	65%	66%	66%	63%
R4: 20% FW + 80% Feed	68%	70%	68%	68%	68%	68%	67%
R5: 20% FW + 80% Feed	69%	71%	70%	70%	70%	70%	67%
R6: 50% FW + 50% Feed	76%	77%	76%	75%	76%	75%	74%

Test	Tuesday	Wednesday	Thursday	Friday	Monday	Tuesday	Wednesday
Date	9-Apr-13	10-Apr-13	11-Apr-13	12-Apr-13	15-Apr-13	16-Apr-13	17-Apr-13
Day	46	47	48	49	52	53	54

VS Reduced by VS Loading (Using Daily) (%)							
R1: 100% Feed (Control)	67%	66%	67%	68%	70%	67%	65%
R2: 100% Feed (Control)							
R2: 100% Food Waste	61%	58%	61%	56%	46%	71%	55%
R3: 10% FW + 90% Feed	67%	67%	67%	69%	69%	68%	68%
R4: 20% FW + 80% Feed	70%	70%	70%	71%	72%	72%	72%
R5: 20% FW + 80% Feed	71%	72%	71%	72%	73%	74%	73%
R6: 50% FW + 50% Feed	75%	75%	75%	76%	77%	80%	80%

VS Reduced by VS Loading (Using Running Average) (%)							
R1: 100% Feed (Control)	64%	63%	64%	65%	67%	66%	64%
R2: 100% Feed (Control)							
R2: 100% Food Waste	64%	62%	64%	60%	50%	58%	36%
R3: 10% FW + 90% Feed	65%	65%	65%	67%	67%	66%	66%
R4: 20% FW + 80% Feed	68%	68%	68%	69%	70%	69%	69%
R5: 20% FW + 80% Feed	69%	70%	69%	71%	72%	71%	70%
R6: 50% FW + 50% Feed	75%	75%	75%	76%	77%	76%	75%

Test	R2 Re-seeded	Friday	Monday	Tuesday	Wednesday	Thursday	Friday
Date	18-Apr-13	19-Apr-13	22-Apr-13	23-Apr-13	24-Apr-13	25-Apr-13	26-Apr-13
Day	55	56	59	60	61	62	63

VS Reduced by VS Loading (Using Daily) (%)

R1: 100% Feed (Control)	67%	66%		66%	65%	66%	66%
R2: 100% Feed (Control)		71%		64%	65%	64%	64%
R2: 100% Food Waste	71%						
R3: 10% FW + 90% Feed	68%	68%		67%	67%	67%	67%
R4: 20% FW + 80% Feed	72%	72%		71%	70%	71%	71%
R5: 20% FW + 80% Feed	74%	73%		73%	72%	73%	73%
R6: 50% FW + 50% Feed	80%	80%		80%	79%	80%	80%

VS Reduced by VS Loading (Using Running Average) (%)

R1: 100% Feed (Control)	66%	66%		67%	66%	66%	67%
R2: 100% Feed (Control)		71%		65%	66%	65%	64%
R2: 100% Food Waste	59%						
R3: 10% FW + 90% Feed	66%	68%		68%	68%	68%	68%
R4: 20% FW + 80% Feed	69%	72%		71%	71%	71%	71%
R5: 20% FW + 80% Feed	71%	73%		73%	73%	73%	73%
R6: 50% FW + 50% Feed	76%	80%		80%	80%	80%	80%

Test	Monday	Tuesday	Wednesday	Thursday	Friday	SRT changed to 22 days	Tuesday
Date	29-Apr-13	30-Apr-13	1-May-13	2-May-13	3-May-13	6-May-13	7-May-13
Day	66	67	68	69	70	73	74

VS Reduced by VS Loading (Using Daily) (%)	Monday	Tuesday	Wednesday	Thursday	Friday	SRT changed to 22 days	Tuesday
R1: 100% Feed (Control)	66%	62%	59%	62%	66%	62%	54%
R2: 100% Feed (Control)	64%	61%	58%	61%	65%	61%	53%
R2: 100% Food Waste							
R3: 10% FW + 90% Feed	68%	65%	63%	65%	68%	63%	56%
R4: 20% FW + 80% Feed	72%	68%	67%	68%	68%	66%	60%
R5: 20% FW + 80% Feed	73%	69%	67%	69%	70%	68%	62%
R6: 50% FW + 50% Feed	80%	76%	76%	76%	76%	76%	72%

VS Reduced by VS Loading (Using Running Average) (%)	Monday	Tuesday	Wednesday	Thursday	Friday	SRT changed to 22 days	Tuesday
R1: 100% Feed (Control)	67%	66%	63%	66%	69%	65%	66%
R2: 100% Feed (Control)	65%	65%	62%	64%	68%	64%	65%
R2: 100% Food Waste							
R3: 10% FW + 90% Feed	68%	69%	67%	68%	71%	66%	66%
R4: 20% FW + 80% Feed	72%	71%	70%	70%	70%	69%	69%
R5: 20% FW + 80% Feed	73%	72%	70%	72%	72%	70%	71%
R6: 50% FW + 50% Feed	80%	79%	78%	78%	78%	77%	77%

Test							
Date	Wednesday	Thursday	Friday	Monday	Tuesday	Wednesday	Thursday
Day	8-May-13	9-May-13	10-May-13	13-May-13	14-May-13	15-May-13	16-May-13
	75	76	77	80	81	82	83

VS Reduced by VS Loading (Using Daily) (%)							
R1: 100% Feed (Control)	54%	54%	55%	57%	66%	65%	66%
R2: 100% Feed (Control)	53%	53%	54%	53%	65%	65%	65%
R2: 100% Food Waste							
R3: 10% FW + 90% Feed	56%	56%	57%	59%	66%	66%	66%
R4: 20% FW + 80% Feed	61%	60%	61%	64%	69%	69%	69%
R5: 20% FW + 80% Feed	63%	62%	61%	66%	71%	70%	71%
R6: 50% FW + 50% Feed	73%	72%	72%	74%	77%	77%	77%

VS Reduced by VS Loading (Using Running Average) (%)							
R1: 100% Feed (Control)	65%	64%	65%	66%	65%	65%	65%
R2: 100% Feed (Control)	65%	64%	64%	63%	65%	65%	65%
R2: 100% Food Waste							
R3: 10% FW + 90% Feed	66%	65%	65%	67%	66%	66%	66%
R4: 20% FW + 80% Feed	70%	69%	69%	70%	70%	70%	70%
R5: 20% FW + 80% Feed	71%	70%	69%	72%	71%	71%	71%
R6: 50% FW + 50% Feed	78%	77%	77%	78%	78%	78%	78%

Test	Friday	Monday	Tuesday	Wednesday	Thursday	Friday	Monday
Date	17-May-13	20-May-13	21-May-13	22-May-13	23-May-13	24-May-13	27-May-13
Day	84	87	88	89	90	91	94

VS Reduced by VS Loading (Using Daily) (%)							
R1: 100% Feed (Control)	65%	66%	67%	66%	67%	67%	69%
R2: 100% Feed (Control)	66%	66%	64%	58%	64%	67%	67%
R2: 100% Food Waste							
R3: 10% FW + 90% Feed	66%	66%	68%	69%	68%	67%	72%
R4: 20% FW + 80% Feed	69%	70%	70%	69%	70%	69%	73%
R5: 20% FW + 80% Feed	70%	70%	70%	67%	70%	71%	73%
R6: 50% FW + 50% Feed	77%	81%	79%	77%	79%	78%	79%

VS Reduced by VS Loading (Using Running Average) (%)							
R1: 100% Feed (Control)	65%	66%	65%	64%	65%	65%	67%
R2: 100% Feed (Control)	66%	65%	62%	56%	62%	65%	65%
R2: 100% Food Waste							
R3: 10% FW + 90% Feed	66%	66%	66%	67%	66%	65%	71%
R4: 20% FW + 80% Feed	69%	70%	69%	68%	69%	68%	71%
R5: 20% FW + 80% Feed	71%	71%	69%	65%	69%	70%	72%
R6: 50% FW + 50% Feed	78%	82%	78%	75%	78%	76%	78%

Test	Tuesday	Wednesday	Thursday	Friday	Monday	Tuesday	Wednesday
Date	28-May-13	29-May-13	30-May-13	31-May-13	3-Jun-13	4-Jun-13	5-Jun-13
Day	95	96	97	98	101	102	103

VS Reduced by VS Loading (Using Daily) (%)							
R1: 100% Feed (Control)	69%	69%	69%	68%	69%	72%	73%
R2: 100% Feed (Control)	68%	66%	68%	68%	69%	73%	73%
R2: 100% Food Waste							
R3: 10% FW + 90% Feed	70%	68%	70%	68%	68%	71%	71%
R4: 20% FW + 80% Feed	71%	69%	71%	70%	70%	73%	74%
R5: 20% FW + 80% Feed	72%	70%	72%	71%	72%	74%	74%
R6: 50% FW + 50% Feed	77%	76%	77%	76%	78%	78%	77%

VS Reduced by VS Loading (Using Running Average) (%)							
R1: 100% Feed (Control)	66%	65%	66%	65%	66%	64%	66%
R2: 100% Feed (Control)	64%	62%	64%	64%	66%	66%	65%
R2: 100% Food Waste							
R3: 10% FW + 90% Feed	67%	65%	67%	65%	66%	64%	64%
R4: 20% FW + 80% Feed	69%	68%	69%	68%	69%	68%	69%
R5: 20% FW + 80% Feed	70%	68%	70%	69%	70%	69%	69%
R6: 50% FW + 50% Feed	77%	76%	77%	76%	78%	76%	75%

Test							
Date	Thursday	Friday	Monday	Tuesday	Wednesday	Thursday	Friday
Day	6-Jun-13	7-Jun-13	10-Jun-13	11-Jun-13	12-Jun-13	13-Jun-13	14-Jun-13
	104	105	108	109	110	111	112

VS Reduced by VS Loading (Using Daily) (%)

R1: 100% Feed (Control)	72%	70%	72%	66%	66%	66%	62%
R2: 100% Feed (Control)	73%	72%	73%	68%	66%	68%	66%
R2: 100% Food Waste							
R3: 10% FW + 90% Feed	71%	71%	71%	67%	67%	67%	66%
R4: 20% FW + 80% Feed	73%	72%	73%	71%	70%	71%	70%
R5: 20% FW + 80% Feed	74%	73%	74%	71%	70%	71%	70%
R6: 50% FW + 50% Feed	78%	76%	78%	77%	76%	77%	77%

VS Reduced by VS Loading (Using Running Average) (%)

R1: 100% Feed (Control)	65%	62%	65%	60%	61%	61%	56%
R2: 100% Feed (Control)	66%	64%	66%	63%	61%	64%	62%
R2: 100% Food Waste							
R3: 10% FW + 90% Feed	65%	64%	64%	63%	63%	63%	62%
R4: 20% FW + 80% Feed	68%	66%	68%	67%	67%	68%	67%
R5: 20% FW + 80% Feed	69%	68%	69%	68%	67%	68%	66%
R6: 50% FW + 50% Feed	76%	74%	76%	75%	74%	75%	75%

Test	No Feeding/No Wasting						
	Monday	Tuesday	Wednesday	Thursday	Friday	Monday	Tuesday
Date	17-Jun-13	18-Jun-13	19-Jun-13	20-Jun-13	21-Jun-13	24-Jun-13	25-Jun-13
Day	115	116	117	118	119	122	123

VS Reduced by VS Loading (Using Daily) (%)							
R1: 100% Feed (Control)	65%	57%	56%	57%		64%	63%
R2: 100% Feed (Control)	69%	62%	61%	62%		64%	63%
R2: 100% Food Waste							
R3: 10% FW + 90% Feed	68%	63%	62%	63%		64%	63%
R4: 20% FW + 80% Feed	71%	66%	65%	66%		68%	66%
R5: 20% FW + 80% Feed	71%	65%	62%	65%		65%	63%
R6: 50% FW + 50% Feed	77%	75%	75%	75%		76%	74%

VS Reduced by VS Loading (Using Running Average) (%)							
R1: 100% Feed (Control)	60%	59%	58%	59%		66%	64%
R2: 100% Feed (Control)	65%	64%	62%	63%		65%	64%
R2: 100% Food Waste							
R3: 10% FW + 90% Feed	64%	64%	63%	64%		65%	64%
R4: 20% FW + 80% Feed	69%	67%	66%	67%		69%	68%
R5: 20% FW + 80% Feed	69%	66%	63%	66%		66%	64%
R6: 50% FW + 50% Feed	76%	76%	75%	76%		77%	75%

Test	Wednesday	Thursday	Friday	Monday	Tuesday	Wednesday	No Feeding/No Wasting
Date	26-Jun-13	27-Jun-13	28-Jun-13	1-Jul-13	2-Jul-13	3-Jul-13	Thursday
Day	124	125	126	129	130	131	132

VS Reduced by VS Loading (Using Daily) (%)							
R1: 100% Feed (Control)	63%	63%	62%	67%		64%	
R2: 100% Feed (Control)	62%	63%	64%	66%		64%	
R2: 100% Food Waste							
R3: 10% FW + 90% Feed	63%	63%	62%	69%		63%	
R4: 20% FW + 80% Feed	66%	66%	66%	67%		67%	
R5: 20% FW + 80% Feed	64%	63%	61%	68%		67%	
R6: 50% FW + 50% Feed	75%	74%	72%	76%		74%	

VS Reduced by VS Loading (Using Running Average) (%)							
R1: 100% Feed (Control)	64%	64%	63%	67%		65%	
R2: 100% Feed (Control)	62%	64%	65%	67%		64%	
R2: 100% Food Waste							
R3: 10% FW + 90% Feed	64%	64%	63%	70%		64%	
R4: 20% FW + 80% Feed	67%	68%	67%	68%		68%	
R5: 20% FW + 80% Feed	65%	64%	62%	69%		67%	
R6: 50% FW + 50% Feed	76%	75%	73%	78%		75%	

Test	No Feeding/No	No Feeding/No	No Feeding/No	Wednesday	Thursday	Friday	Monday
	Wasting	Wasting	Wasting				
Date	Friday	Monday	Tuesday	10-Jul-13	11-Jul-13	12-Jul-13	15-Jul-13
Day	133	136	137	138	139	140	143

VS Reduced by VS Loading (Using Daily) (%)

R1: 100% Feed (Control)	66%	67%	66%	65%	68%
R2: 100% Feed (Control)	67%	67%	67%	65%	68%
R2: 100% Food Waste					
R3: 10% FW + 90% Feed	67%	69%	67%	66%	69%
R4: 20% FW + 80% Feed	71%	75%	71%	67%	70%
R5: 20% FW + 80% Feed	70%	71%	70%	68%	71%
R6: 50% FW + 50% Feed	76%	77%	76%	74%	76%

VS Reduced by VS Loading (Using Running Average) (%)

R1: 100% Feed (Control)	68%	69%	68%	66%	69%
R2: 100% Feed (Control)	68%	68%	68%	66%	69%
R2: 100% Food Waste					
R3: 10% FW + 90% Feed	69%	70%	69%	67%	71%
R4: 20% FW + 80% Feed	73%	76%	73%	69%	71%
R5: 20% FW + 80% Feed	71%	73%	71%	70%	73%
R6: 50% FW + 50% Feed	77%	79%	77%	76%	78%

Test	Tuesday	Wednesday	Thursday	Friday	Monday	Tuesday	Wednesday	Thursday	Friday
Date	16-Jul-13	17-Jul-13	18-Jul-13	19-Jul-13	22-Jul-13	23-Jul-13	24-Jul-13	25-Jul-13	26-Jul-13
Day	144	145	146	147	150	151	152	153	154

VS Reduced by VS Loading (Using Daily) (%)									
R1: 100% Feed (Control)	67%	67%	67%	65%	66%	67%	67%	67%	68%
R2: 100% Feed (Control)	68%	67%	68%	66%	66%	67%	66%	67%	66%
R2: 100% Food Waste									
R3: 10% FW + 90% Feed	68%	66%	68%	68%	68%	69%	68%	69%	70%
R4: 20% FW + 80% Feed	68%	69%	68%	67%	70%	70%	70%	70%	69%
R5: 20% FW + 80% Feed	68%	68%	68%	66%	69%	69%	69%	69%	66%
R6: 50% FW + 50% Feed	74%	74%	74%	73%	75%	75%	75%	75%	74%

VS Reduced by VS Loading (Using Running Average) (%)									
R1: 100% Feed (Control)	68%	68%	68%	66%	67%	67%	66%	67%	68%
R2: 100% Feed (Control)	69%	68%	69%	67%	67%	66%	66%	66%	66%
R2: 100% Food Waste									
R3: 10% FW + 90% Feed	69%	68%	69%	69%	69%	69%	67%	69%	70%
R4: 20% FW + 80% Feed	70%	71%	70%	69%	71%	70%	70%	70%	69%
R5: 20% FW + 80% Feed	70%	69%	70%	68%	71%	69%	69%	69%	66%
R6: 50% FW + 50% Feed	76%	76%	76%	75%	77%	75%	75%	75%	74%

Test	TSVS	Friday	Tuesday	Wednesday
Date		22-Feb-13	26-Feb-13	27-Feb-13
Day		0	4	5

VS Destroyed (g) (Using Daily)	Average	Average after R2 reseed		
R1: 100% Feed (Control)	6.14	6.31	6.41	6.62
R2: 100% Feed (Control)	6.30	6.30		
R2: 100% Food Waste	19.04		23.90	21.91
R3: 10% FW + 90% Feed	6.84	7.04	7.96	7.84
R4: 20% FW + 80% Feed	7.68	7.97	7.48	7.19
R5: 20% FW + 80% Feed	7.71	7.97	7.85	7.66
R6: 50% FW + 50% Feed	11.19	12.00	11.13	10.45
Cumulative VS Destroyed (g) (Using Daily VS Destroyed)				
R1: 100% Feed (Control)			6.41	13.03
R2: 100% Feed (Control)				
R2: 100% Food Waste			23.90	45.81
R3: 10% FW + 90% Feed			7.96	15.80
R4: 20% FW + 80% Feed			7.48	14.67
R5: 20% FW + 80% Feed			7.85	15.51
R6: 50% FW + 50% Feed			11.13	21.58

Test	Thursday	Friday	Monday	Tuesday	Wednesday	Thursday	Friday
Date	28-Feb-13	1-Mar-13	4-Mar-13	5-Mar-13	6-Mar-13	7-Mar-13	8-Mar-13
Day	6	7	10	11	12	13	14

VS Destroyed (g) (Using Daily)							
R1: 100% Feed (Control)	6.34	6.05	6.07	7.50	7.35	7.50	7.63
R2: 100% Feed (Control)							
R2: 100% Food Waste	21.81	21.71	22.10	21.80	21.68	21.80	21.61
R3: 10% FW + 90% Feed	7.44	7.05	7.53	8.25	7.25	8.25	8.57
R4: 20% FW + 80% Feed	7.21	7.23	7.29	8.62	8.37	8.62	8.87
R5: 20% FW + 80% Feed	7.55	7.44	7.75	8.83	8.70	8.83	8.71
R6: 50% FW + 50% Feed	9.87	9.30	9.71	10.54	10.37	10.54	10.45
Cumulative VS Destroyed (g) (Using Daily VS Destroyed)							
R1: 100% Feed (Control)	19.36	25.42	31.49	38.99	46.34	53.83	61.46
R2: 100% Feed (Control)							
R2: 100% Food Waste	67.62	89.33	111.43	133.23	154.91	176.71	198.32
R3: 10% FW + 90% Feed	23.24	30.29	37.82	46.07	53.32	61.58	70.15
R4: 20% FW + 80% Feed	21.88	29.11	36.41	45.02	53.39	62.01	70.88
R5: 20% FW + 80% Feed	23.06	30.51	38.25	47.08	55.78	64.61	73.31
R6: 50% FW + 50% Feed	31.45	40.75	50.46	60.99	71.37	81.91	92.36

Test	Monday	Tuesday	Wednesday	Thursday	Friday	Monday	Tuesday
Date	11-Mar-13	12-Mar-13	13-Mar-13	14-Mar-13	15-Mar-13	18-Mar-13	19-Mar-13
Day	17	18	19	20	21	24	25

VS Destroyed (g) (Using Daily)							
R1: 100% Feed (Control)	6.80	3.84	3.80	3.84	3.88	3.85	6.22
R2: 100% Feed (Control)							
R2: 100% Food Waste	21.82	23.36	23.24	23.36	23.13	23.48	18.43
R3: 10% FW + 90% Feed	8.56	4.82	4.28	4.82	4.42	4.63	6.64
R4: 20% FW + 80% Feed	9.51	6.08	5.64	6.08	5.65	5.73	7.44
R5: 20% FW + 80% Feed	8.61	5.74	5.40	5.74	5.79	5.91	7.58
R6: 50% FW + 50% Feed	10.64	8.90	8.73	8.90	9.04	9.21	9.66
Cumulative VS Destroyed (g) (Using Daily VS Destroyed)							
R1: 100% Feed (Control)	68.26	72.11	75.91	79.75	83.64	87.49	93.71
R2: 100% Feed (Control)							
R2: 100% Food Waste	220.14	243.50	266.75	290.11	313.25	336.72	355.15
R3: 10% FW + 90% Feed	78.71	83.53	87.81	92.64	97.06	101.69	108.33
R4: 20% FW + 80% Feed	80.38	86.46	92.10	98.17	103.82	109.56	117.00
R5: 20% FW + 80% Feed	81.92	87.67	93.07	98.81	104.60	110.51	118.09
R6: 50% FW + 50% Feed	103.00	111.90	120.64	129.54	138.58	147.80	157.46

Test	Second SRT Starts						
	Wednesday 20-Mar-13 26	Thursday 21-Mar-13 27	Friday 22-Mar-13 28	Monday 25-Mar-13 31	Tuesday 26-Mar-13 32	Wednesday 27-Mar-13 33	Thursday 28-Mar-13 34
VS Destroyed (g) (Using Daily)							
R1: 100% Feed (Control)	6.24	6.22	6.25	6.29	4.63	4.62	4.63
R2: 100% Feed (Control)							
R2: 100% Food Waste	18.17	18.43	18.21	18.65	17.30	17.10	17.30
R3: 10% FW + 90% Feed	6.62	6.64	6.61	6.69	5.15	5.08	5.15
R4: 20% FW + 80% Feed	7.44	7.44	7.39	7.48	5.92	5.86	5.92
R5: 20% FW + 80% Feed	7.58	7.58	7.50	7.68	5.99	5.81	5.99
R6: 50% FW + 50% Feed	9.62	9.66	9.59	9.85	8.41	8.34	8.41
Cumulative VS Destroyed (g) (Using Daily VS Destroyed)							
R1: 100% Feed (Control)	99.95	106.16	112.41	118.70	123.33	127.95	132.57
R2: 100% Feed (Control)							
R2: 100% Food Waste	373.32	391.75	409.96	428.61	445.92	463.02	480.32
R3: 10% FW + 90% Feed	114.95	121.60	128.21	134.90	140.04	145.12	150.27
R4: 20% FW + 80% Feed	124.43	131.87	139.26	146.74	152.66	158.52	164.44
R5: 20% FW + 80% Feed	125.67	133.26	140.76	148.44	154.43	160.24	166.22
R6: 50% FW + 50% Feed	167.07	176.73	186.33	196.17	204.58	212.92	221.33

Test							
Date	Friday	Monday	Tuesday	Wednesday	Thursday	Friday	Monday
Day	29-Mar-13	1-Apr-13	2-Apr-13	3-Apr-13	4-Apr-13	5-Apr-13	8-Apr-13
	35	38	39	40	41	42	45

VS Destroyed (g) (Using Daily)							
R1: 100% Feed (Control)	4.48	4.84	5.94	5.89	5.94	5.93	5.82
R2: 100% Feed (Control)							
R2: 100% Food Waste	16.78	17.02	16.37	16.20	16.37	15.65	15.16
R3: 10% FW + 90% Feed	5.16	5.26	6.32	6.26	6.32	6.33	6.09
R4: 20% FW + 80% Feed	5.86	6.05	6.95	6.86	6.95	6.87	6.79
R5: 20% FW + 80% Feed	5.91	6.10	7.11	7.09	7.11	7.06	6.84
R6: 50% FW + 50% Feed	8.33	8.50	9.29	9.26	9.29	9.19	9.09
Cumulative VS Destroyed (g) (Using Daily VS Destroyed)							
R1: 100% Feed (Control)	137.05	141.89	147.83	153.71	159.65	165.58	171.40
R2: 100% Feed (Control)							
R2: 100% Food Waste	497.10	514.13	530.49	546.69	563.06	578.71	593.87
R3: 10% FW + 90% Feed	155.43	160.69	167.01	173.27	179.60	185.92	192.01
R4: 20% FW + 80% Feed	170.31	176.35	183.31	190.17	197.13	203.99	210.79
R5: 20% FW + 80% Feed	172.14	178.24	185.35	192.44	199.55	206.60	213.44
R6: 50% FW + 50% Feed	229.66	238.16	247.45	256.71	266.00	275.19	284.28

Test	Tuesday	Wednesday	Thursday	Friday	Monday	Tuesday	Wednesday
Date	9-Apr-13	10-Apr-13	11-Apr-13	12-Apr-13	15-Apr-13	16-Apr-13	17-Apr-13
Day	46	47	48	49	52	53	54

VS Destroyed (g) (Using Daily)							
R1: 100% Feed (Control)	6.29	6.24	6.29	6.39	6.56	6.03	5.92
R2: 100% Feed (Control)							
R2: 100% Food Waste	13.19	12.62	13.19	12.20	9.94	24.70	19.15
R3: 10% FW + 90% Feed	6.63	6.62	6.63	6.79	6.75	6.80	6.75
R4: 20% FW + 80% Feed	7.26	7.28	7.26	7.37	7.45	8.03	7.96
R5: 20% FW + 80% Feed	7.38	7.45	7.38	7.49	7.60	8.19	8.13
R6: 50% FW + 50% Feed	9.42	9.42	9.42	9.56	9.63	12.50	12.42
Cumulative VS Destroyed (g) (Using Daily VS Destroyed)							
R1: 100% Feed (Control)	177.68	183.93	190.21	196.60	203.16	209.19	215.11
R2: 100% Feed (Control)							
R2: 100% Food Waste	607.06	619.68	632.87	645.07	655.01	679.71	698.86
R3: 10% FW + 90% Feed	198.64	205.26	211.89	218.68	225.43	232.23	238.99
R4: 20% FW + 80% Feed	218.05	225.33	232.59	239.96	247.41	255.44	263.40
R5: 20% FW + 80% Feed	220.82	228.27	235.64	243.13	250.73	258.92	267.05
R6: 50% FW + 50% Feed	293.70	303.12	312.54	322.10	331.73	344.23	356.65

Test	R2 Re-seeded	Friday	Monday	Tuesday	Wednesday	Thursday	Friday
Date	18-Apr-13	19-Apr-13	22-Apr-13	23-Apr-13	24-Apr-13	25-Apr-13	26-Apr-13
Day	55	56	59	60	61	62	63
VS Destroyed (g) (Using Daily)							
R1: 100% Feed (Control)	6.03	5.99	9.05	5.72	5.68	5.72	5.77
R2: 100% Feed (Control)		6.47	9.05	5.62	5.66	5.62	5.57
R2: 100% Food Waste	24.70						
R3: 10% FW + 90% Feed	6.80	6.81	9.95	6.44	6.43	6.44	6.44
R4: 20% FW + 80% Feed	8.03	7.99	11.10	7.54	7.53	7.54	7.56
R5: 20% FW + 80% Feed	8.19	8.15	11.10	7.76	7.73	7.76	7.79
R6: 50% FW + 50% Feed	12.50	12.42	15.58	11.98	11.92	11.98	12.05
Cumulative VS Destroyed (g) (Using Daily VS Destroyed)							
R1: 100% Feed (Control)	221.15	5.99	15.05	20.77	26.45	32.17	37.93
R2: 100% Feed (Control)		6.47	15.52	21.14	26.80	32.41	37.98
R2: 100% Food Waste	723.55						
R3: 10% FW + 90% Feed	245.79	6.81	16.76	23.19	29.62	36.06	42.50
R4: 20% FW + 80% Feed	271.43	7.99	19.09	26.63	34.16	41.70	49.26
R5: 20% FW + 80% Feed	275.24	8.15	19.24	27.00	34.73	42.49	50.28
R6: 50% FW + 50% Feed	369.15	12.42	28.00	39.98	51.90	63.88	75.94

Test	Monday	Tuesday	Wednesday	Thursday	Friday	SRT changed to 22 days	Tuesday
	29-Apr-13	30-Apr-13	1-May-13	2-May-13	3-May-13	6-May-13	7-May-13
Date Day	66	67	68	69	70	73	74
VS Destroyed (g) (Using Daily)							
R1: 100% Feed (Control)	5.77	4.77	4.51	4.77	5.06	5.98	4.09
R2: 100% Feed (Control)	5.61	4.66	4.43	4.66	4.96	5.87	4.01
R2: 100% Food Waste							
R3: 10% FW + 90% Feed	6.52	5.51	5.34	5.51	5.78	6.81	4.82
R4: 20% FW + 80% Feed	7.71	6.42	6.31	6.42	6.44	7.87	5.86
R5: 20% FW + 80% Feed	7.81	6.53	6.38	6.53	6.60	8.08	5.99
R6: 50% FW + 50% Feed	11.96	10.23	10.14	10.23	10.20	12.82	10.41
Cumulative VS Destroyed (g) (Using Daily VS Destroyed)							
R1: 100% Feed (Control)	43.70	48.47	52.99	57.76	62.82	68.80	72.89
R2: 100% Feed (Control)	43.59	48.25	52.68	57.34	62.30	68.17	72.18
R2: 100% Food Waste							
R3: 10% FW + 90% Feed	49.02	54.53	59.88	65.39	71.17	77.99	82.80
R4: 20% FW + 80% Feed	56.96	63.38	69.69	76.11	82.54	90.41	96.27
R5: 20% FW + 80% Feed	58.10	64.63	71.00	77.53	84.14	92.22	98.21
R6: 50% FW + 50% Feed	87.90	98.13	108.28	118.51	128.71	141.53	151.94

Test							
Date	Wednesday	Thursday	Friday	Monday	Tuesday	Wednesday	Thursday
Day	8-May-13	9-May-13	10-May-13	13-May-13	14-May-13	15-May-13	16-May-13
	75	76	77	80	81	82	83

VS Destroyed (g) (Using Daily)							
R1: 100% Feed (Control)	4.11	4.09	4.20	4.35	6.32	6.26	6.32
R2: 100% Feed (Control)	4.06	4.01	4.11	4.02	6.24	6.27	6.24
R2: 100% Food Waste							
R3: 10% FW + 90% Feed	4.83	4.82	4.89	5.11	7.04	6.99	7.04
R4: 20% FW + 80% Feed	5.93	5.86	5.95	6.19	8.07	8.04	8.07
R5: 20% FW + 80% Feed	6.11	5.99	5.96	6.39	8.25	8.21	8.25
R6: 50% FW + 50% Feed	10.52	10.41	10.41	10.74	12.46	12.44	12.46
Cumulative VS Destroyed (g) (Using Daily VS Destroyed)							
R1: 100% Feed (Control)	77.00	81.09	85.29	89.63	95.95	102.21	108.53
R2: 100% Feed (Control)	76.25	80.25	84.36	88.38	94.62	100.89	107.14
R2: 100% Food Waste							
R3: 10% FW + 90% Feed	87.63	92.45	97.34	102.45	109.49	116.48	123.52
R4: 20% FW + 80% Feed	102.20	108.06	114.01	120.19	128.27	136.31	144.38
R5: 20% FW + 80% Feed	104.32	110.31	116.26	122.65	130.90	139.11	147.37
R6: 50% FW + 50% Feed	162.46	172.87	183.28	194.02	206.49	218.93	231.39

Test							
Date	Friday	Monday	Tuesday	Wednesday	Thursday	Friday	Monday
Day	17-May-13	20-May-13	21-May-13	22-May-13	23-May-13	24-May-13	27-May-13
	84	87	88	89	90	91	94

VS Destroyed (g) (Using Daily)							
R1: 100% Feed (Control)	6.31	6.41	6.73	6.61	6.73	6.73	6.91
R2: 100% Feed (Control)	6.39	6.32	6.44	5.85	6.44	6.71	6.73
R2: 100% Food Waste							
R3: 10% FW + 90% Feed	7.02	7.00	7.66	7.78	7.66	7.55	8.15
R4: 20% FW + 80% Feed	8.03	8.13	8.74	8.66	8.74	8.62	9.05
R5: 20% FW + 80% Feed	8.21	8.21	8.76	8.37	8.76	8.88	9.09
R6: 50% FW + 50% Feed	12.43	13.10	14.13	13.70	14.13	13.88	14.19
Cumulative VS Destroyed (g) (Using Daily VS Destroyed)							
R1: 100% Feed (Control)	114.83	121.24	127.97	134.58	141.30	148.03	154.94
R2: 100% Feed (Control)	113.53	119.85	126.28	132.13	138.57	145.28	152.01
R2: 100% Food Waste							
R3: 10% FW + 90% Feed	130.54	137.54	145.20	152.98	160.64	168.19	176.35
R4: 20% FW + 80% Feed	152.41	160.53	169.28	177.94	186.68	195.30	204.35
R5: 20% FW + 80% Feed	155.58	163.79	172.55	180.92	189.68	198.56	207.65
R6: 50% FW + 50% Feed	243.82	256.92	271.04	284.75	298.87	312.75	326.94

Test							
Date	Tuesday	Wednesday	Thursday	Friday	Monday	Tuesday	Wednesday
Day	28-May-13	29-May-13	30-May-13	31-May-13	3-Jun-13	4-Jun-13	5-Jun-13
	95	96	97	98	101	102	103

VS Destroyed (g) (Using Daily)							
R1: 100% Feed (Control)	7.54	7.46	7.54	7.44	7.54	9.38	9.49
R2: 100% Feed (Control)	7.37	7.20	7.37	7.36	7.55	9.52	9.41
R2: 100% Food Waste							
R3: 10% FW + 90% Feed	8.23	7.99	8.23	8.00	8.08	9.87	9.77
R4: 20% FW + 80% Feed	9.06	8.88	9.06	8.95	8.99	10.76	10.88
R5: 20% FW + 80% Feed	9.14	8.97	9.14	9.06	9.18	10.90	10.88
R6: 50% FW + 50% Feed	13.06	12.94	13.06	12.91	13.26	14.39	14.31
Cumulative VS Destroyed (g) (Using Daily VS Destroyed)							
R1: 100% Feed (Control)	162.48	169.94	177.48	184.91	192.45	201.83	211.32
R2: 100% Feed (Control)	159.37	166.58	173.94	181.30	188.85	198.37	207.78
R2: 100% Food Waste							
R3: 10% FW + 90% Feed	184.58	192.56	200.79	208.79	216.88	226.74	236.51
R4: 20% FW + 80% Feed	213.41	222.29	231.35	240.30	249.29	260.05	270.93
R5: 20% FW + 80% Feed	216.79	225.76	234.90	243.96	253.14	264.05	274.93
R6: 50% FW + 50% Feed	340.00	352.93	365.99	378.90	392.16	406.55	420.86

Test							
Date	Thursday	Friday	Monday	Tuesday	Wednesday	Thursday	Friday
Day	6-Jun-13	7-Jun-13	10-Jun-13	11-Jun-13	12-Jun-13	13-Jun-13	14-Jun-13
	104	105	108	109	110	111	112

VS Destroyed (g) (Using Daily)							
R1: 100% Feed (Control)	9.38	9.04	9.32	7.80	7.83	7.80	7.32
R2: 100% Feed (Control)	9.52	9.30	9.41	8.11	7.89	8.11	7.90
R2: 100% Food Waste							
R3: 10% FW + 90% Feed	9.87	9.75	9.77	8.66	8.62	8.66	8.54
R4: 20% FW + 80% Feed	10.76	10.52	10.73	9.80	9.76	9.80	9.71
R5: 20% FW + 80% Feed	10.90	10.75	10.87	9.82	9.76	9.82	9.63
R6: 50% FW + 50% Feed	14.39	14.12	14.47	14.04	13.84	14.04	14.03
Cumulative VS Destroyed (g) (Using Daily VS Destroyed)							
R1: 100% Feed (Control)	220.71	229.75	239.07	246.87	254.69	262.49	269.81
R2: 100% Feed (Control)	217.30	226.60	236.01	244.12	252.01	260.12	268.01
R2: 100% Food Waste							
R3: 10% FW + 90% Feed	246.37	256.13	265.90	274.57	283.18	291.84	300.38
R4: 20% FW + 80% Feed	281.69	292.22	302.95	312.74	322.50	332.30	342.01
R5: 20% FW + 80% Feed	285.83	296.58	307.44	317.26	327.02	336.84	346.47
R6: 50% FW + 50% Feed	435.26	449.38	463.85	477.89	491.73	505.77	519.80

Test	No Feeding/No Wasting						
	Monday 17-Jun-13	Tuesday 18-Jun-13	Wednesday 19-Jun-13	Thursday 20-Jun-13	Friday 21-Jun-13	Monday 24-Jun-13	Tuesday 25-Jun-13
Date	115	116	117	118	119	122	123
Day							

VS Destroyed (g) (Using Daily)							
R1: 100% Feed (Control)	7.67	5.74	5.65	5.74		6.47	6.51
R2: 100% Feed (Control)	8.19	6.23	6.11	6.23		6.39	6.47
R2: 100% Food Waste							
R3: 10% FW + 90% Feed	8.76	6.97	6.92	6.97		7.11	7.06
R4: 20% FW + 80% Feed	9.90	8.09	7.93	8.09		8.27	8.06
R5: 20% FW + 80% Feed	9.90	7.91	7.56	7.91		7.92	7.65
R6: 50% FW + 50% Feed	14.12	12.86	12.81	12.86		13.02	12.05
Cumulative VS Destroyed (g) (Using Daily VS Destroyed)							
R1: 100% Feed (Control)	277.47	283.22	288.87	294.61	294.61	301.09	307.60
R2: 100% Feed (Control)	276.20	282.43	288.54	294.77	294.77	301.16	307.63
R2: 100% Food Waste							
R3: 10% FW + 90% Feed	309.14	316.11	323.03	330.00	330.00	337.11	344.17
R4: 20% FW + 80% Feed	351.91	360.00	367.93	376.03	376.03	384.30	392.36
R5: 20% FW + 80% Feed	356.38	364.29	371.85	379.76	379.76	387.68	395.33
R6: 50% FW + 50% Feed	533.92	546.78	559.59	572.45	572.45	585.47	597.52

Test	No Feeding/No Wasting						
	Wednesday 26-Jun-13	Thursday 27-Jun-13	Friday 28-Jun-13	Monday 1-Jul-13	Tuesday 2-Jul-13	Wednesday 3-Jul-13	Thursday 4-Jul-13
Date Day	124	125	126	129	130	131	132
VS Destroyed (g) (Using Daily)							
R1: 100% Feed (Control)	6.48	6.51	6.37	6.87		6.61	0.00
R2: 100% Feed (Control)	6.33	6.47	6.57	6.79		6.52	0.00
R2: 100% Food Waste							
R3: 10% FW + 90% Feed	7.04	7.06	6.95	7.76		7.08	0.00
R4: 20% FW + 80% Feed	8.05	8.06	7.95	8.17		8.13	0.00
R5: 20% FW + 80% Feed	7.75	7.65	7.35	8.25		8.11	0.00
R6: 50% FW + 50% Feed	12.19	12.05	11.71	12.45		12.20	0.00
Cumulative VS Destroyed (g) (Using Daily VS Destroyed)							
R1: 100% Feed (Control)	314.08	320.59	326.96	333.83	333.83	340.44	340.44
R2: 100% Feed (Control)	313.96	320.43	327.00	333.79	333.79	340.31	340.31
R2: 100% Food Waste							
R3: 10% FW + 90% Feed	351.21	358.27	365.21	372.97	372.97	380.05	380.05
R4: 20% FW + 80% Feed	400.40	408.46	416.41	424.57	424.57	432.71	432.71
R5: 20% FW + 80% Feed	403.08	410.73	418.08	426.33	426.33	434.44	434.44
R6: 50% FW + 50% Feed	609.71	621.76	633.47	645.92	645.92	658.12	658.12

Test	No Feeding/No	No Feeding/No	No Feeding/No	Wednesday	Thursday	Friday	Monday
	Wasting	Wasting	Wasting				
Date	Friday	Monday	Tuesday	10-Jul-13	11-Jul-13	12-Jul-13	15-Jul-13
Day	5-Jul-13	8-Jul-13	9-Jul-13	138	139	140	143

VS Destroyed (g) (Using Daily)							
R1: 100% Feed (Control)	0.00	0.00	6.65	6.76	6.65	6.54	6.81
R2: 100% Feed (Control)	0.00	0.00	6.67	6.67	6.67	6.46	6.79
R2: 100% Food Waste							
R3: 10% FW + 90% Feed	0.00	0.00	7.38	7.51	7.38	7.24	7.59
R4: 20% FW + 80% Feed	0.00	0.00	8.46	8.91	8.46	8.00	8.27
R5: 20% FW + 80% Feed	0.00	0.00	8.29	8.49	8.29	8.08	8.46
R6: 50% FW + 50% Feed	0.00	0.00	12.16	12.38	12.16	11.95	12.23
Cumulative VS Destroyed (g) (Using Daily VS Destroyed)							
R1: 100% Feed (Control)	340.44	340.44	347.09	353.85	360.50	367.04	373.85
R2: 100% Feed (Control)	340.31	340.31	346.98	353.64	360.31	366.77	373.56
R2: 100% Food Waste							
R3: 10% FW + 90% Feed	380.05	380.05	387.43	394.94	402.32	409.56	417.15
R4: 20% FW + 80% Feed	432.71	432.71	441.16	450.07	458.53	466.53	474.80
R5: 20% FW + 80% Feed	434.44	434.44	442.73	451.22	459.50	467.58	476.04
R6: 50% FW + 50% Feed	658.12	658.12	670.28	682.65	694.82	706.77	719.00

Test	Tuesday	Wednesday	Thursday	Friday	Monday	Tuesday	Wednesday	Thursday	Friday
Date	16-Jul-13	17-Jul-13	18-Jul-13	19-Jul-13	22-Jul-13	23-Jul-13	24-Jul-13	25-Jul-13	26-Jul-13
Day	144	145	146	147	150	151	152	153	154

VS Destroyed (g) (Using Daily)

R1: 100% Feed (Control)	6.76	6.80	6.76	6.59	6.66	7.02	6.97	7.02	7.08
R2: 100% Feed (Control)	6.83	6.80	6.83	6.63	6.67	6.95	6.87	6.95	6.94
R2: 100% Food Waste									
R3: 10% FW + 90% Feed	7.42	7.28	7.42	7.40	7.40	7.90	7.77	7.90	8.02
R4: 20% FW + 80% Feed	8.08	8.14	8.08	7.91	8.23	8.77	8.79	8.77	8.60
R5: 20% FW + 80% Feed	8.06	7.99	8.06	7.82	8.15	8.59	8.68	8.59	8.25
R6: 50% FW + 50% Feed	11.56	11.53	11.56	11.33	11.65	12.90	12.83	12.90	12.73

Cumulative VS Destroyed (g) (Using Daily VS Destroyed)

R1: 100% Feed (Control)	380.61	387.41	394.17	400.76	407.42	414.44	421.40	428.42	435.49
R2: 100% Feed (Control)	380.40	387.20	394.03	400.66	407.33	414.28	421.15	428.10	435.03
R2: 100% Food Waste									
R3: 10% FW + 90% Feed	424.56	431.84	439.26	446.65	454.05	461.95	469.72	477.63	485.64
R4: 20% FW + 80% Feed	482.88	491.02	499.10	507.00	515.24	524.01	532.80	541.58	550.18
R5: 20% FW + 80% Feed	484.11	492.10	500.16	507.98	516.13	524.73	533.40	542.00	550.25
R6: 50% FW + 50% Feed	730.55	742.09	753.65	764.98	776.63	789.53	802.35	815.25	827.98

Test	TSVS	Friday 22-Feb-13	Tuesday 26-Feb-13	Wednesday 27-Feb-13
Date				
Day		0	4	5
VS Destroyed (g) (Using Daily Running Average)	Average			
R1: 100% Feed (Control)	6.34		6.41	6.62
R2: 100% Feed (Control)	6.65			
R2: 100% Food Waste	19.29		23.90	21.91
R3: 10% FW + 90% Feed	7.10		7.96	7.84
R4: 20% FW + 80% Feed	8.06		7.48	7.19
R5: 20% FW + 80% Feed	8.10		7.85	7.66
R6: 50% FW + 50% Feed	11.94		11.13	10.45
Cumulative VS Destroyed (g) (Using Daily Running Average)				
R1: 100% Feed (Control)			6.41	13.03
R2: 100% Feed (Control)				
R2: 100% Food Waste			23.90	45.81
R3: 10% FW + 90% Feed			7.96	15.80
R4: 20% FW + 80% Feed			7.48	14.67
R5: 20% FW + 80% Feed			7.85	15.51
R6: 50% FW + 50% Feed			11.13	21.58

Test	Thursday	Friday	Monday	Tuesday	Wednesday	Thursday	Friday
Date	28-Feb-13	1-Mar-13	4-Mar-13	5-Mar-13	6-Mar-13	7-Mar-13	8-Mar-13
Day	6	7	10	11	12	13	14
VS Destroyed (g) (Using Daily Running Average)							
R1: 100% Feed (Control)	6.34	6.05	6.07	6.29	6.32	6.59	6.82
R2: 100% Feed (Control)							
R2: 100% Food Waste	21.81	21.71	22.10	21.80	21.68	21.80	21.61
R3: 10% FW + 90% Feed	7.44	7.05	7.53	7.09	6.25	7.38	7.80
R4: 20% FW + 80% Feed	7.21	7.23	7.29	7.51	7.41	7.79	8.13
R5: 20% FW + 80% Feed	7.55	7.44	7.75	7.72	7.74	8.00	7.97
R6: 50% FW + 50% Feed	9.87	9.30	9.71	9.64	9.60	9.86	9.85
Cumulative VS Destroyed (g) (Using Daily Running Average)							
R1: 100% Feed (Control)	19.36	25.42	31.49	37.78	44.09	50.69	57.51
R2: 100% Feed (Control)							
R2: 100% Food Waste	67.62	89.33	111.43	133.23	154.91	176.71	198.32
R3: 10% FW + 90% Feed	23.24	30.29	37.82	44.91	51.16	58.54	66.34
R4: 20% FW + 80% Feed	21.88	29.11	36.41	43.91	51.33	59.11	67.24
R5: 20% FW + 80% Feed	23.06	30.51	38.25	45.97	53.71	61.71	69.68
R6: 50% FW + 50% Feed	31.45	40.75	50.46	60.09	69.70	79.56	89.42

Test	Monday	Tuesday	Wednesday	Thursday	Friday	Monday	Tuesday
Date	11-Mar-13	12-Mar-13	13-Mar-13	14-Mar-13	15-Mar-13	18-Mar-13	19-Mar-13
Day	17	18	19	20	21	24	25
VS Destroyed (g) (Using Daily Running Average)							
R1: 100% Feed (Control)	6.08	5.87	5.66	5.56	5.48	5.34	5.44
R2: 100% Feed (Control)							
R2: 100% Food Waste	21.82	21.65	21.67	21.91	21.79	22.22	21.54
R3: 10% FW + 90% Feed	7.86	6.72	6.02	6.43	5.91	6.02	6.01
R4: 20% FW + 80% Feed	8.84	7.81	7.22	7.54	7.01	7.00	6.98
R5: 20% FW + 80% Feed	7.94	7.47	6.98	7.21	7.15	7.18	7.12
R6: 50% FW + 50% Feed	10.10	9.97	9.72	9.81	9.89	10.00	9.88
Cumulative VS Destroyed (g) (Using Daily Running Average)							
R1: 100% Feed (Control)	63.59	69.46	75.12	80.68	86.16	91.50	96.94
R2: 100% Feed (Control)							
R2: 100% Food Waste	220.14	241.79	263.46	285.37	307.16	329.38	350.92
R3: 10% FW + 90% Feed	74.19	80.91	86.94	93.37	99.28	105.30	111.31
R4: 20% FW + 80% Feed	76.08	83.89	91.11	98.65	105.66	112.66	119.64
R5: 20% FW + 80% Feed	77.62	85.09	92.08	99.28	106.43	113.61	120.73
R6: 50% FW + 50% Feed	99.52	109.49	119.21	129.02	138.91	148.91	158.79

Test	Second SRT Starts						
	Wednesday 20-Mar-13	Thursday 21-Mar-13	Friday 22-Mar-13	Monday 25-Mar-13	Tuesday 26-Mar-13	Wednesday 27-Mar-13	Thursday 28-Mar-13
Date	26	27	28	31	32	33	34
Day							
VS Destroyed (g) (Using Daily Running Average)							
R1: 100% Feed (Control)	5.51	5.53	5.59	5.68	5.47	5.42	5.40
R2: 100% Feed (Control)							
R2: 100% Food Waste	21.10	21.19	20.83	21.14	20.28	19.94	20.02
R3: 10% FW + 90% Feed	6.02	6.08	6.08	6.18	6.07	5.95	5.99
R4: 20% FW + 80% Feed	7.00	7.03	7.00	7.11	6.94	6.83	6.85
R5: 20% FW + 80% Feed	7.14	7.17	7.11	7.31	7.00	6.78	6.92
R6: 50% FW + 50% Feed	9.82	9.85	9.77	10.02	9.80	9.67	9.68
Cumulative VS Destroyed (g) (Using Daily Running Average)							
R1: 100% Feed (Control)	102.46	107.99	113.58	119.25	124.73	130.15	135.55
R2: 100% Feed (Control)							
R2: 100% Food Waste	372.02	393.21	414.03	435.18	455.45	475.39	495.41
R3: 10% FW + 90% Feed	117.33	123.41	129.48	135.66	141.73	147.68	153.67
R4: 20% FW + 80% Feed	126.64	133.67	140.66	147.78	154.71	161.54	168.39
R5: 20% FW + 80% Feed	127.88	135.05	142.16	149.47	156.48	163.25	170.17
R6: 50% FW + 50% Feed	168.61	178.46	188.24	198.26	208.06	217.72	227.40

Test	Friday	Monday	Tuesday	Wednesday	Thursday	Friday	Monday
Date	29-Mar-13	1-Apr-13	2-Apr-13	3-Apr-13	4-Apr-13	5-Apr-13	8-Apr-13
Day	35	38	39	40	41	42	45
VS Destroyed (g) (Using Daily Running Average)							
R1: 100% Feed (Control)	5.22	5.55	5.51	5.47	5.54	5.55	5.44
R2: 100% Feed (Control)							
R2: 100% Food Waste	19.39	19.52	18.55	18.29	18.39	17.61	17.04
R3: 10% FW + 90% Feed	5.96	6.03	5.99	5.93	6.01	6.03	5.80
R4: 20% FW + 80% Feed	6.75	6.90	6.73	6.65	6.75	6.67	6.60
R5: 20% FW + 80% Feed	6.80	6.96	6.89	6.88	6.91	6.86	6.65
R6: 50% FW + 50% Feed	9.54	9.67	9.53	9.48	9.51	9.40	9.29
Cumulative VS Destroyed (g) (Using Daily Running Average)							
R1: 100% Feed (Control)	140.77	146.32	151.82	157.30	162.84	168.38	173.83
R2: 100% Feed (Control)							
R2: 100% Food Waste	514.80	534.32	552.86	571.16	589.55	607.15	624.20
R3: 10% FW + 90% Feed	159.63	165.66	171.65	177.59	183.60	189.62	195.42
R4: 20% FW + 80% Feed	175.14	182.04	188.78	195.43	202.18	208.85	215.45
R5: 20% FW + 80% Feed	176.97	183.93	190.82	197.69	204.60	211.46	218.10
R6: 50% FW + 50% Feed	236.94	246.61	256.13	265.62	275.12	284.53	293.82

Test	Tuesday	Wednesday	Thursday	Friday	Monday	Tuesday	Wednesday
Date	9-Apr-13	10-Apr-13	11-Apr-13	12-Apr-13	15-Apr-13	16-Apr-13	17-Apr-13
Day	46	47	48	49	52	53	54
VS Destroyed (g) (Using Daily Running Average)							
R1: 100% Feed (Control)	5.53	5.51	5.57	5.70	5.89	5.74	5.64
R2: 100% Feed (Control)							
R2: 100% Food Waste	15.40	14.75	15.26	14.21	11.89	14.01	8.75
R3: 10% FW + 90% Feed	5.97	5.99	6.01	6.19	6.17	6.15	6.12
R4: 20% FW + 80% Feed	6.74	6.78	6.77	6.89	6.99	6.91	6.87
R5: 20% FW + 80% Feed	6.85	6.95	6.89	7.02	7.14	7.07	7.04
R6: 50% FW + 50% Feed	9.42	9.41	9.42	9.56	9.63	9.56	9.56
Cumulative VS Destroyed (g) (Using Daily Running Average)							
R1: 100% Feed (Control)	179.36	184.86	190.44	196.14	202.03	207.77	213.41
R2: 100% Feed (Control)							
R2: 100% Food Waste	639.59	654.34	669.61	683.81	695.70	709.71	718.46
R3: 10% FW + 90% Feed	201.39	207.38	213.40	219.59	225.76	231.91	238.03
R4: 20% FW + 80% Feed	222.19	228.97	235.74	242.63	249.62	256.53	263.40
R5: 20% FW + 80% Feed	224.96	231.90	238.79	245.81	252.94	260.01	267.04
R6: 50% FW + 50% Feed	303.24	312.65	322.07	331.63	341.26	350.82	360.38

Test	R2 Re-seeded	Friday	Monday	Tuesday	Wednesday	Thursday	Friday
Date	18-Apr-13	19-Apr-13	22-Apr-13	23-Apr-13	24-Apr-13	25-Apr-13	26-Apr-13
Day	55	56	59	60	61	62	63
VS Destroyed (g) (Using Daily Running Average)							
R1: 100% Feed (Control)	5.76	5.99	9.05	5.95	5.85	5.86	5.88
R2: 100% Feed (Control)		6.47	9.05	5.84	5.83	5.75	5.69
R2: 100% Food Waste	14.57						
R3: 10% FW + 90% Feed	6.18	6.81	9.95	6.68	6.62	6.58	6.56
R4: 20% FW + 80% Feed	6.97	7.99	11.10	7.81	7.73	7.70	7.69
R5: 20% FW + 80% Feed	7.12	8.15	11.10	8.03	7.93	7.92	7.93
R6: 50% FW + 50% Feed	9.71	12.42	15.58	12.34	12.19	12.20	12.23
Cumulative VS Destroyed (g) (Using Daily Running Average)							
R1: 100% Feed (Control)	219.16	5.99	15.05	21.00	26.85	32.71	38.59
R2: 100% Feed (Control)		6.47	15.52	21.37	27.20	32.95	38.64
R2: 100% Food Waste	733.03						
R3: 10% FW + 90% Feed	244.21	6.81	16.76	23.44	30.06	36.64	43.20
R4: 20% FW + 80% Feed	270.37	7.99	19.09	26.90	34.63	42.34	50.03
R5: 20% FW + 80% Feed	274.17	8.15	19.24	27.27	35.20	43.13	51.05
R6: 50% FW + 50% Feed	370.09	12.42	28.00	40.34	52.53	64.73	76.96

Test	Monday	Tuesday	Wednesday	Thursday	Friday	SRT changed to 22 days	Tuesday
	29-Apr-13	30-Apr-13	1-May-13	2-May-13	3-May-13	6-May-13	7-May-13
Date	66	67	68	69	70	73	74
Day							
VS Destroyed (g) (Using Daily Running Average)							
R1: 100% Feed (Control)	5.86	5.75	5.38	5.56	5.77	6.79	6.70
R2: 100% Feed (Control)	5.70	5.64	5.30	5.44	5.67	6.68	6.62
R2: 100% Food Waste							
R3: 10% FW + 90% Feed	6.63	6.57	6.28	6.36	6.55	7.56	7.44
R4: 20% FW + 80% Feed	7.82	7.57	7.34	7.34	7.27	8.83	8.75
R5: 20% FW + 80% Feed	7.93	7.68	7.40	7.45	7.44	9.04	8.88
R6: 50% FW + 50% Feed	12.12	11.77	11.51	11.46	11.32	13.97	13.79
Cumulative VS Destroyed (g) (Using Daily Running Average)							
R1: 100% Feed (Control)	44.45	50.20	55.59	61.14	66.91	73.71	80.41
R2: 100% Feed (Control)	44.34	49.98	55.28	60.73	66.40	73.08	79.70
R2: 100% Food Waste							
R3: 10% FW + 90% Feed	49.83	56.40	62.68	69.04	75.59	83.15	90.59
R4: 20% FW + 80% Feed	57.85	65.42	72.76	80.10	87.37	96.20	104.95
R5: 20% FW + 80% Feed	58.98	66.67	74.07	81.52	88.97	98.00	106.88
R6: 50% FW + 50% Feed	89.08	100.85	112.36	123.82	135.14	149.11	162.90

Test	Wednesday	Thursday	Friday	Monday	Tuesday	Wednesday	Thursday
Date	8-May-13	9-May-13	10-May-13	13-May-13	14-May-13	15-May-13	16-May-13
Day	75	76	77	80	81	82	83
VS Destroyed (g) (Using Daily Running Average)							
R1: 100% Feed (Control)	6.53	6.35	6.32	6.34	6.28	6.22	6.28
R2: 100% Feed (Control)	6.49	6.27	6.23	6.01	6.20	6.23	6.20
R2: 100% Food Waste							
R3: 10% FW + 90% Feed	7.26	7.09	7.02	7.11	7.04	6.99	7.04
R4: 20% FW + 80% Feed	8.61	8.36	8.29	8.39	8.31	8.27	8.28
R5: 20% FW + 80% Feed	8.79	8.49	8.30	8.59	8.49	8.43	8.47
R6: 50% FW + 50% Feed	13.66	13.34	13.15	13.32	13.23	13.17	13.15
Cumulative VS Destroyed (g) (Using Daily Running Average)							
R1: 100% Feed (Control)	86.94	93.30	99.62	105.96	112.23	118.45	124.73
R2: 100% Feed (Control)	86.19	92.46	98.69	104.70	110.90	117.14	123.34
R2: 100% Food Waste							
R3: 10% FW + 90% Feed	97.85	104.94	111.96	119.08	126.12	133.12	140.16
R4: 20% FW + 80% Feed	113.56	121.92	130.21	138.60	146.91	155.18	163.46
R5: 20% FW + 80% Feed	115.67	124.16	132.47	141.06	149.55	157.98	166.45
R6: 50% FW + 50% Feed	176.56	189.90	203.06	216.38	229.61	242.78	255.93

Test	Friday	Monday	Tuesday	Wednesday	Thursday	Friday	Monday
Date	17-May-13	20-May-13	21-May-13	22-May-13	23-May-13	24-May-13	27-May-13
Day	84	87	88	89	90	91	94
VS Destroyed (g) (Using Daily Running Average)							
R1: 100% Feed (Control)	6.27	6.37	6.28	6.18	6.32	6.33	6.53
R2: 100% Feed (Control)	6.36	6.28	5.99	5.42	6.03	6.32	6.35
R2: 100% Food Waste							
R3: 10% FW + 90% Feed	7.02	7.01	7.06	7.21	7.11	7.03	7.65
R4: 20% FW + 80% Feed	8.23	8.32	8.14	8.08	8.19	8.09	8.54
R5: 20% FW + 80% Feed	8.41	8.40	8.16	7.79	8.21	8.35	8.57
R6: 50% FW + 50% Feed	13.09	13.73	13.10	12.72	13.18	12.97	13.31
Cumulative VS Destroyed (g) (Using Daily Running Average)							
R1: 100% Feed (Control)	131.00	137.37	143.65	149.84	156.15	162.48	169.01
R2: 100% Feed (Control)	129.70	135.98	141.97	147.39	153.41	159.73	166.08
R2: 100% Food Waste							
R3: 10% FW + 90% Feed	147.18	154.19	161.25	168.46	175.57	182.59	190.24
R4: 20% FW + 80% Feed	171.69	180.01	188.15	196.23	204.42	212.50	221.04
R5: 20% FW + 80% Feed	174.86	183.26	191.42	199.21	207.42	215.77	224.34
R6: 50% FW + 50% Feed	269.02	282.75	295.85	308.57	321.75	334.72	348.03

Test	Tuesday	Wednesday	Thursday	Friday	Monday	Tuesday	Wednesday
Date	28-May-13	29-May-13	30-May-13	31-May-13	3-Jun-13	4-Jun-13	5-Jun-13
Day	95	96	97	98	101	102	103
VS Destroyed (g) (Using Daily Running Average)							
R1: 100% Feed (Control)	6.40	6.36	6.47	6.41	6.54	6.40	6.59
R2: 100% Feed (Control)	6.23	6.10	6.30	6.33	6.55	6.53	6.51
R2: 100% Food Waste							
R3: 10% FW + 90% Feed	7.21	7.00	7.28	7.08	7.19	7.07	7.06
R4: 20% FW + 80% Feed	8.28	8.12	8.33	8.25	8.31	8.26	8.45
R5: 20% FW + 80% Feed	8.36	8.22	8.41	8.36	8.50	8.40	8.45
R6: 50% FW + 50% Feed	13.04	12.92	13.04	12.88	13.24	12.94	12.90
Cumulative VS Destroyed (g) (Using Daily Running Average)							
R1: 100% Feed (Control)	175.41	181.77	188.24	194.65	201.19	207.58	214.17
R2: 100% Feed (Control)	172.30	178.41	184.71	191.03	197.58	204.12	210.63
R2: 100% Food Waste							
R3: 10% FW + 90% Feed	197.45	204.45	211.73	218.81	226.00	233.07	240.13
R4: 20% FW + 80% Feed	229.32	237.45	245.78	254.03	262.34	270.60	279.05
R5: 20% FW + 80% Feed	232.70	240.92	249.34	257.70	266.19	274.60	283.05
R6: 50% FW + 50% Feed	361.07	373.99	387.02	399.91	413.15	426.09	438.98

Test	Thursday	Friday	Monday	Tuesday	Wednesday	Thursday	Friday
Date	6-Jun-13	7-Jun-13	10-Jun-13	11-Jun-13	12-Jun-13	13-Jun-13	14-Jun-13
Day	104	105	108	109	110	111	112
VS Destroyed (g) (Using Daily Running Average)							
R1: 100% Feed (Control)	6.57	6.30	6.66	6.25	6.32	6.33	5.88
R2: 100% Feed (Control)	6.70	6.57	6.74	6.56	6.38	6.64	6.46
R2: 100% Food Waste							
R3: 10% FW + 90% Feed	7.23	7.19	7.28	7.15	7.15	7.23	7.14
R4: 20% FW + 80% Feed	8.40	8.23	8.50	8.42	8.42	8.48	8.43
R5: 20% FW + 80% Feed	8.54	8.46	8.64	8.44	8.42	8.50	8.35
R6: 50% FW + 50% Feed	13.02	12.79	13.17	12.99	12.82	13.05	13.06
Cumulative VS Destroyed (g) (Using Daily Running Average)							
R1: 100% Feed (Control)	220.74	227.04	233.70	239.95	246.27	252.59	258.47
R2: 100% Feed (Control)	217.33	223.90	230.64	237.20	243.58	250.22	256.68
R2: 100% Food Waste							
R3: 10% FW + 90% Feed	247.36	254.55	261.83	268.99	276.13	283.36	290.50
R4: 20% FW + 80% Feed	287.46	295.69	304.19	312.60	321.02	329.50	337.93
R5: 20% FW + 80% Feed	291.59	300.05	308.69	317.12	325.54	334.04	342.40
R6: 50% FW + 50% Feed	452.00	464.79	477.97	490.96	503.78	516.82	529.89

Test	No Feeding/No Wasting						
	Monday 17-Jun-13	Tuesday 18-Jun-13	Wednesday 19-Jun-13	Thursday 20-Jun-13	Friday 21-Jun-13	Monday 24-Jun-13	Tuesday 25-Jun-13
Date Day	115	116	117	118	119	122	123
VS Destroyed (g) (Using Daily Running Average)							
R1: 100% Feed (Control)	6.27	6.16	6.06	6.15		6.86	6.68
R2: 100% Feed (Control)	6.78	6.65	6.52	6.63		6.78	6.64
R2: 100% Food Waste							
R3: 10% FW + 90% Feed	7.39	7.33	7.27	7.32		7.44	7.32
R4: 20% FW + 80% Feed	8.65	8.48	8.30	8.46		8.62	8.49
R5: 20% FW + 80% Feed	8.66	8.29	7.93	8.28		8.27	8.08
R6: 50% FW + 50% Feed	13.17	13.12	13.06	13.11		13.26	13.04
Cumulative VS Destroyed (g) (Using Daily Running Average)							
R1: 100% Feed (Control)	264.74	270.90	276.96	283.11	283.11	289.97	296.64
R2: 100% Feed (Control)	263.46	270.11	276.63	283.26	283.26	290.04	296.68
R2: 100% Food Waste							
R3: 10% FW + 90% Feed	297.90	305.23	312.50	319.82	319.82	327.26	334.58
R4: 20% FW + 80% Feed	346.58	355.06	363.36	371.82	371.82	380.44	388.93
R5: 20% FW + 80% Feed	351.05	359.34	367.28	375.55	375.55	383.83	391.90
R6: 50% FW + 50% Feed	543.06	556.18	569.24	582.34	582.34	595.60	608.64

Test	No Feeding/No Wasting						
	Wednesday	Thursday	Friday	Monday	Tuesday	Wednesday	Thursday
Date	26-Jun-13	27-Jun-13	28-Jun-13	1-Jul-13	2-Jul-13	3-Jul-13	4-Jul-13
Day	124	125	126	129	130	131	132
VS Destroyed (g) (Using Daily Running Average)							
R1: 100% Feed (Control)	6.64	6.67	6.53	7.02		6.76	10.41
R2: 100% Feed (Control)	6.50	6.63	6.72	6.94		6.67	10.41
R2: 100% Food Waste							
R3: 10% FW + 90% Feed	7.30	7.31	7.19	8.00		7.29	11.43
R4: 20% FW + 80% Feed	8.47	8.47	8.35	8.56		8.47	12.51
R5: 20% FW + 80% Feed	8.17	8.06	7.76	8.65		8.45	12.51
R6: 50% FW + 50% Feed	13.16	13.00	12.63	13.36		12.93	17.20
Cumulative VS Destroyed (g) (Using Daily Running Average)							
R1: 100% Feed (Control)	303.29	309.96	316.49	323.51	323.51	330.27	340.68
R2: 100% Feed (Control)	303.17	309.80	316.53	323.47	323.47	330.14	340.55
R2: 100% Food Waste							
R3: 10% FW + 90% Feed	341.88	349.19	356.38	364.39	364.39	371.68	383.11
R4: 20% FW + 80% Feed	397.40	405.87	414.22	422.78	422.78	431.25	443.76
R5: 20% FW + 80% Feed	400.08	408.14	415.89	424.54	424.54	432.98	445.50
R6: 50% FW + 50% Feed	621.80	634.79	647.43	660.78	660.78	673.71	690.92

Test	No Feeding/No	No Feeding/No	No Feeding/No	Wednesday	Thursday	Friday	Monday
	Wasting	Wasting	Wasting				
Date	5-Jul-13	8-Jul-13	9-Jul-13	10-Jul-13	11-Jul-13	12-Jul-13	15-Jul-13
Day	133	136	137	138	139	140	143
VS Destroyed (g) (Using Daily Running Average)							
R1: 100% Feed (Control)	10.41	10.41	7.03	7.14	7.02	6.90	7.17
R2: 100% Feed (Control)	10.41	10.41	7.05	7.04	7.04	6.83	7.15
R2: 100% Food Waste							
R3: 10% FW + 90% Feed	11.43	11.43	7.85	7.98	7.83	7.69	8.03
R4: 20% FW + 80% Feed	12.51	12.51	9.08	9.52	9.06	8.59	8.85
R5: 20% FW + 80% Feed	12.51	12.51	8.91	9.10	8.89	8.67	9.04
R6: 50% FW + 50% Feed	17.20	17.20	13.29	13.48	13.25	13.02	13.28
Cumulative VS Destroyed (g) (Using Daily Running Average)							
R1: 100% Feed (Control)	351.09	361.51	368.54	375.68	382.70	389.61	396.78
R2: 100% Feed (Control)	350.96	361.38	368.43	375.47	382.51	389.34	396.49
R2: 100% Food Waste							
R3: 10% FW + 90% Feed	394.54	405.97	413.82	421.80	429.64	437.33	445.36
R4: 20% FW + 80% Feed	456.27	468.79	477.87	487.39	496.45	505.04	513.89
R5: 20% FW + 80% Feed	458.01	470.52	479.43	488.53	497.42	506.09	515.13
R6: 50% FW + 50% Feed	708.12	725.33	738.62	752.10	765.35	778.37	791.65

Test	Tuesday	Wednesday	Thursday	Friday	Monday	Tuesday	Wednesday	Thursday	Friday
Date	16-Jul-13	17-Jul-13	18-Jul-13	19-Jul-13	22-Jul-13	23-Jul-13	24-Jul-13	25-Jul-13	26-Jul-13
Day	144	145	146	147	150	151	152	153	154
VS Destroyed (g) (Using Daily Running Average)									
R1: 100% Feed (Control)	7.04	7.08	7.03	6.86	6.93	6.94	6.89	6.94	7.00
R2: 100% Feed (Control)	7.12	7.08	7.11	6.90	6.94	6.87	6.80	6.87	6.86
R2: 100% Food Waste									
R3: 10% FW + 90% Feed	7.86	7.71	7.84	7.81	7.81	7.79	7.66	7.80	7.92
R4: 20% FW + 80% Feed	8.73	8.78	8.71	8.53	8.84	8.69	8.70	8.69	8.52
R5: 20% FW + 80% Feed	8.71	8.63	8.69	8.44	8.76	8.51	8.59	8.51	8.17
R6: 50% FW + 50% Feed	13.01	12.97	12.97	12.72	13.01	12.77	12.70	12.77	12.60
Cumulative VS Destroyed (g) (Using Daily Running Average)									
R1: 100% Feed (Control)	403.82	410.90	417.93	424.79	431.72	438.65	445.54	452.48	459.48
R2: 100% Feed (Control)	403.61	410.69	417.79	424.69	431.63	438.49	445.29	452.16	459.02
R2: 100% Food Waste									
R3: 10% FW + 90% Feed	453.22	460.92	468.77	476.58	484.39	492.19	499.85	507.64	515.56
R4: 20% FW + 80% Feed	522.62	531.40	540.11	548.64	557.48	566.17	574.87	583.56	592.08
R5: 20% FW + 80% Feed	523.85	532.48	541.17	549.61	558.38	566.88	575.47	583.98	592.15
R6: 50% FW + 50% Feed	804.66	817.63	830.59	843.31	856.33	869.10	881.79	894.57	907.17

Test Date	Biogas Production							
	Monday 2/25/2013	Tuesday 2/26/2013	Wednesday 2/27/2013	Thursday 2/28/2013	Friday 3/1/2013	Saturday 3/2/2013	Sunday 3/3/2013	Monday #####
	1	2	3	4	5	6	7	8
Empty Time (s)								
R1: 100% Feed (Control)	0		84	133	165	0	0	
R2: 100% Feed (Control)								
R2: 100% Food Waste	0		1214	555	900	578	590	
R3: 10% FW + 90% Feed	0		301	233	351	0	0	
R4: 20% FW + 80% Feed	0		240	87	291	0	0	
R5: 20% FW + 80% Feed	0		171	149	250	0	0	
R6: 50% FW + 50% Feed	0		585	354	570	0	347	
Biogas Production (L)								
R1: 100% Feed (Control)	0.0		1.8	2.9	3.5	0.0	0.0	
R2: 100% Feed (Control)								
R2: 100% Food Waste	0.0		26.1	11.9	19.3	12.4	12.7	
R3: 10% FW + 90% Feed	0.0		6.5	5.0	7.5	0.0	0.0	
R4: 20% FW + 80% Feed	0.0		5.2	1.9	6.2	0.0	0.0	
R5: 20% FW + 80% Feed	0.0		3.7	3.2	5.4	0.0	0.0	
R6: 50% FW + 50% Feed	0.0		12.6	7.6	12.2	0.0	7.4	
Cumulative Biogas Production (L)								
R1: 100% Feed (Control)	0.0		1.8	4.7	8.2	8.2	8.2	8.2
R2: 100% Feed (Control)			0.0	0.0	0.0	0.0	0.0	0.0
R2: 100% Food Waste	0.0		26.1	38.0	57.3	69.7	82.3	82.3
R3: 10% FW + 90% Feed	0.0		6.5	11.5	19.0	19.0	19.0	19.0
R4: 20% FW + 80% Feed	0.0		5.2	7.0	13.3	13.3	13.3	13.3
R5: 20% FW + 80% Feed	0.0		3.7	6.9	12.2	12.2	12.2	12.2
R6: 50% FW + 50% Feed	0.0		12.6	20.2	32.4	32.4	39.8	39.8

Test	Tuesday	Wednesday	Thursday	Friday	Saturday	Sunday	Monday	Tuesday
Date	3/5/2013	3/6/2013	3/7/2013	3/8/2013	3/9/2013	3/10/2013	3/11/2013	3/12/2013
	9	10	11	12	13	14	15	16
Empty Time (s)								
R1: 100% Feed (Control)	0	101	0	209	0		240	0
R2: 100% Feed (Control)								
R2: 100% Food Waste	785	804	740	940	867		620	931
R3: 10% FW + 90% Feed	498	377	0	372	0		395	0
R4: 20% FW + 80% Feed	237	211	0	101	0		498	0
R5: 20% FW + 80% Feed	246	349	0	386	0		305	0
R6: 50% FW + 50% Feed	638	430	0	423	0		245	0
Biogas Production (L)								
R1: 100% Feed (Control)	0.0	2.2	0.0	4.5	0.0		5.2	0.0
R2: 100% Feed (Control)								
R2: 100% Food Waste	16.8	17.3	15.9	20.2	18.6		13.3	20.0
R3: 10% FW + 90% Feed	10.7	8.1	0.0	8.0	0.0		8.5	0.0
R4: 20% FW + 80% Feed	5.1	4.5	0.0	2.2	0.0		10.7	0.0
R5: 20% FW + 80% Feed	5.3	7.5	0.0	8.3	0.0		6.5	0.0
R6: 50% FW + 50% Feed	13.7	9.2	0.0	9.1	0.0		5.3	0.0
Cumulative Biogas Production (L)								
R1: 100% Feed (Control)	8.2	10.4	10.4	14.8	14.8	14.8	20.0	20.0
R2: 100% Feed (Control)	0.0	0.0	0.0	0.0	0.0	0.0	0.0	0.0
R2: 100% Food Waste	99.2	116.4	132.3	152.5	171.1	171.1	184.4	204.4
R3: 10% FW + 90% Feed	29.7	37.8	37.8	45.8	45.8	45.8	54.2	54.2
R4: 20% FW + 80% Feed	18.3	22.9	22.9	25.0	25.0	25.0	35.7	35.7
R5: 20% FW + 80% Feed	17.5	25.0	25.0	33.3	33.3	33.3	39.8	39.8
R6: 50% FW + 50% Feed	53.5	62.7	62.7	71.8	71.8	71.8	77.1	77.1

Test	Wednesday	Thursday	Friday	Saturday	Sunday	Monday	Tuesday
Date	3/13/2013	3/14/2013	3/15/2013	3/16/2013	3/17/2013	3/18/2013	3/19/2013
	17	18	19	20	21	22	23
Empty Time (s)							
R1: 100% Feed (Control)	53	95	84	0	0	48	50
R2: 100% Feed (Control)							
R2: 100% Food Waste	1338	1035	840	710	370	390	540
R3: 10% FW + 90% Feed	384	164	350	0	0	275	140
R4: 20% FW + 80% Feed	257	290	120	0	0	110	145
R5: 20% FW + 80% Feed	194	370	390	0	0	240	165
R6: 50% FW + 50% Feed	372	259	217	0	0	116	100
Biogas Production (L)							
R1: 100% Feed (Control)	1.1	2.0	1.8	0.0	0.0	1.0	1.1
R2: 100% Feed (Control)							
R2: 100% Food Waste	28.7	22.2	18.0	15.2	7.9	8.4	11.6
R3: 10% FW + 90% Feed	8.2	3.5	7.5	0.0	0.0	5.9	3.0
R4: 20% FW + 80% Feed	5.5	6.2	2.6	0.0	0.0	2.4	3.1
R5: 20% FW + 80% Feed	4.2	7.9	8.4	0.0	0.0	5.2	3.5
R6: 50% FW + 50% Feed	8.0	5.6	4.7	0.0	0.0	2.5	2.1
Cumulative Biogas Production (L)							
R1: 100% Feed (Control)	21.1	23.2	25.0	25.0	25.0	26.0	27.1
R2: 100% Feed (Control)	0.0	0.0	0.0	0.0	0.0	0.0	0.0
R2: 100% Food Waste	233.1	255.3	273.3	288.6	296.5	304.9	316.5
R3: 10% FW + 90% Feed	62.5	66.0	73.5	73.5	73.5	79.4	82.4
R4: 20% FW + 80% Feed	41.2	47.5	50.0	50.0	50.0	52.4	55.5
R5: 20% FW + 80% Feed	44.0	51.9	60.3	60.3	60.3	65.5	69.0
R6: 50% FW + 50% Feed	85.1	90.6	95.3	95.3	95.3	97.8	99.9

Test	Wednesday	Thursday	Friday	Saturday	Sunday	Monday	Tuesday	Wednesday
Date	3/20/2013	3/21/2013	3/22/2013	3/23/2013	3/24/2013	3/25/2013	3/26/2013	3/27/2013
	24	25	26	27	28	29	30	31
Empty Time (s)								
R1: 100% Feed (Control)	52	76	0	76	0	21	23	33
R2: 100% Feed (Control)								
R2: 100% Food Waste	770	1056	765	525	581	481	652	691
R3: 10% FW + 90% Feed	190	270	0	352	0	328	217	267
R4: 20% FW + 80% Feed	260	280	0	367	0	236	225	269
R5: 20% FW + 80% Feed	190	350	0	392	0	125	195	233
R6: 50% FW + 50% Feed	110	140	0	188	0	164	138	202
Biogas Production (L)								
R1: 100% Feed (Control)	1.1	1.6	0.0	1.6	0.0	0.5	0.5	0.7
R2: 100% Feed (Control)								
R2: 100% Food Waste	16.5	22.7	16.4	11.3	12.5	10.3	14.0	14.8
R3: 10% FW + 90% Feed	4.1	5.8	0.0	7.6	0.0	7.0	4.7	5.7
R4: 20% FW + 80% Feed	5.6	6.0	0.0	7.9	0.0	5.1	4.8	5.8
R5: 20% FW + 80% Feed	4.1	7.5	0.0	8.4	0.0	2.7	4.2	5.0
R6: 50% FW + 50% Feed	2.4	3.0	0.0	4.0	0.0	3.5	3.0	4.3
Cumulative Biogas Production (L)								
R1: 100% Feed (Control)	28.2	29.8	29.8	31.5	31.5	31.9	32.4	33.1
R2: 100% Feed (Control)	0.0	0.0	0.0	0.0	0.0	0.0	0.0	0.0
R2: 100% Food Waste	333.0	355.6	372.1	383.3	395.8	406.1	420.1	434.9
R3: 10% FW + 90% Feed	86.5	92.3	92.3	99.8	99.8	106.9	111.5	117.3
R4: 20% FW + 80% Feed	61.1	67.1	67.1	75.0	75.0	80.0	84.9	90.6
R5: 20% FW + 80% Feed	73.1	80.6	80.6	89.0	89.0	91.7	95.9	100.9
R6: 50% FW + 50% Feed	102.3	105.3	105.3	109.3	109.3	112.8	115.8	120.1

Test	Thursday 3/28/2013	Friday 3/29/2013	Saturday 3/30/2013	Sunday 3/31/2013	Monday 4/1/2013	Tuesday 4/2/2013	Wednesday 4/3/2013	Thursday 4/4/2013
Date	32	33	34	35	36	37	38	39
Empty Time (s)								
R1: 100% Feed (Control)	0	33	0		0	27	0	
R2: 100% Feed (Control)								
R2: 100% Food Waste	0	972	463		0	462	123	
R3: 10% FW + 90% Feed	0	402	0		0	475	200	
R4: 20% FW + 80% Feed	0	366	0		0	415	220	
R5: 20% FW + 80% Feed	0	223	0		0	391	237	
R6: 50% FW + 50% Feed	0	184	0		0	162	236	
Biogas Production (L)								
R1: 100% Feed (Control)	0.0	0.7	0.0		0.0	0.6	0.27	
R2: 100% Feed (Control)								
R2: 100% Food Waste	0.0	20.9	9.9		0.0	9.9	2.6	
R3: 10% FW + 90% Feed	0.0	8.6	0.0		0.0	10.2	4.3	
R4: 20% FW + 80% Feed	0.0	7.9	0.0		0.0	8.9	4.7	
R5: 20% FW + 80% Feed	0.0	4.8	0.0		0.0	8.4	5.1	
R6: 50% FW + 50% Feed	0.0	3.9	0.0		0.0	3.5	5.1	
Cumulative Biogas Production (L)								
R1: 100% Feed (Control)	33.1	33.8	33.8	33.8	33.8	34.4	34.7	34.7
R2: 100% Feed (Control)	0.0	0.0	0.0	0.0	0.0	0.0	0.0	0.0
R2: 100% Food Waste	434.9	455.8	465.7	465.7	465.7	475.6	478.3	478.3
R3: 10% FW + 90% Feed	117.3	125.9	125.9	125.9	125.9	136.1	140.4	140.4
R4: 20% FW + 80% Feed	90.6	98.5	98.5	98.5	98.5	107.4	112.1	112.1
R5: 20% FW + 80% Feed	100.9	105.6	105.6	105.6	105.6	114.0	119.1	119.1
R6: 50% FW + 50% Feed	120.1	124.1	124.1	124.1	124.1	127.6	132.6	132.6

Test						R2 Re-seeded	Start of New Control	
	Saturday 4/13/2013	Sunday 4/14/2013	Monday 4/15/2013	Tuesday 4/16/2013	Wednesday 4/17/2013	Thursday 4/18/2013	Friday 4/19/2013	Saturday 4/20/2013
Date	48	49	50	51	52	53	54	55
Empty Time (s)								
R1: 100% Feed (Control)					33			60
R2: 100% Feed (Control)								64
R2: 100% Food Waste					19			
R3: 10% FW + 90% Feed					60			92
R4: 20% FW + 80% Feed					423			473
R5: 20% FW + 80% Feed					451			424
R6: 50% FW + 50% Feed					237			170
Biogas Production (L)								
R1: 100% Feed (Control)					0.7			1.3
R2: 100% Feed (Control)								1.4
R2: 100% Food Waste					0.4			
R3: 10% FW + 90% Feed					1.3			2.0
R4: 20% FW + 80% Feed					9.1			10.2
R5: 20% FW + 80% Feed					9.7			9.1
R6: 50% FW + 50% Feed					5.1			3.6
Cumulative Biogas Production (L)								
R1: 100% Feed (Control)	39.0	39.0	39.0	39.0	39.7	39.7		1.3
R2: 100% Feed (Control)	0.0	0.0	0.0	0.0	0.0	0.0		1.4
R2: 100% Food Waste	484.8	484.8	484.8	484.8	485.2	485.2		
R3: 10% FW + 90% Feed	159.4	159.4	159.4	159.4	160.7	160.7		2.0
R4: 20% FW + 80% Feed	131.6	131.6	131.6	131.6	140.6	140.6		10.2
R5: 20% FW + 80% Feed	142.2	142.2	142.2	142.2	151.8	151.8		9.1
R6: 50% FW + 50% Feed	139.2	139.2	139.2	139.2	144.2	144.2		3.6

Test	Sunday	Monday	Tuesday	Wednesday	Thursday	Friday	Saturday	Sunday
Date	4/21/2013	4/22/2013	4/23/2013	4/24/2013	4/25/2013	4/26/2013	4/27/2013	4/28/2013
	56	57	58	59	60	61	62	63
Empty Time (s)								
R1: 100% Feed (Control)				19	13		110	
R2: 100% Feed (Control)				39	55		421	
R2: 100% Food Waste								
R3: 10% FW + 90% Feed				535	381		233	
R4: 20% FW + 80% Feed				342	300		205	
R5: 20% FW + 80% Feed				25	29		390	
R6: 50% FW + 50% Feed				82	183		425	
Biogas Production (L)								
R1: 100% Feed (Control)				0.4	0.3		2.4	
R2: 100% Feed (Control)				0.8	1.2		9.0	
R2: 100% Food Waste								
R3: 10% FW + 90% Feed				11.5	8.2		5.0	
R4: 20% FW + 80% Feed				7.3	6.4		4.4	
R5: 20% FW + 80% Feed				0.5	0.6		8.4	
R6: 50% FW + 50% Feed				1.8	3.9		9.1	
Cumulative Biogas Production (L)								
R1: 100% Feed (Control)	1.3	1.3	1.3	1.7	2.0	2.0	4.3	4.3
R2: 100% Feed (Control)	1.4	1.4	1.4	2.2	3.4	3.4	12.4	12.4
R2: 100% Food Waste								
R3: 10% FW + 90% Feed	2.0	2.0	2.0	13.5	21.6	21.6	26.6	26.6
R4: 20% FW + 80% Feed	10.2	10.2	10.2	17.5	23.9	23.9	28.3	28.3
R5: 20% FW + 80% Feed	9.1	9.1	9.1	9.6	10.3	10.3	18.6	18.6
R6: 50% FW + 50% Feed	3.6	3.6	3.6	5.4	9.3	9.3	18.5	18.5

Test	Monday	Tuesday	Wednesday	Thursday	Friday	Saturday	Sunday	Monday
Date	4/29/2013	4/30/2013	5/1/2013	5/2/2013	5/3/2013	5/4/2013	5/5/2013	5/6/2013
	64	65	66	67	68	69	70	71
Empty Time (s)								
R1: 100% Feed (Control)		411	0	0	0	296		
R2: 100% Feed (Control)		400	282	0	242	268		
R2: 100% Food Waste								
R3: 10% FW + 90% Feed		196	476	0	568	449		
R4: 20% FW + 80% Feed		372	301	0	1310	292		
R5: 20% FW + 80% Feed		528	463	0	677	399		
R6: 50% FW + 50% Feed		27	545	577	509	531		
Biogas Production (L)								
R1: 100% Feed (Control)		8.8	0.0	0.0	0.0	6.4	0.0	0.0
R2: 100% Feed (Control)		8.6	6.1	0.0	5.2	5.8	0.0	0.0
R2: 100% Food Waste								
R3: 10% FW + 90% Feed		4.2	10.2	0.0	12.2	9.6	0.0	0.0
R4: 20% FW + 80% Feed		8.0	6.5	0.0	28.1	6.3	0.0	0.0
R5: 20% FW + 80% Feed		11.3	9.9	0.0	14.5	8.6	0.0	0.0
R6: 50% FW + 50% Feed		0.6	11.7	12.4	10.9	11.4	0.0	0.0
Cumulative Biogas Production (L)								
R1: 100% Feed (Control)	4.3	13.2	13.2	13.2	13.2	19.5	19.5	19.5
R2: 100% Feed (Control)	12.4	21.0	27.1	27.1	32.3	38.0	38.0	38.0
R2: 100% Food Waste								
R3: 10% FW + 90% Feed	26.6	30.8	41.1	41.1	53.2	62.9	62.9	62.9
R4: 20% FW + 80% Feed	28.3	36.3	42.8	42.8	70.9	77.1	77.1	77.1
R5: 20% FW + 80% Feed	18.6	30.0	39.9	39.9	54.4	63.0	63.0	63.0
R6: 50% FW + 50% Feed	18.5	19.0	30.7	43.1	54.0	65.4	65.4	65.4

Test	Tuesday	Wednesday	Thursday	Friday	Saturday	Sunday	Monday	Tuesday
Date	5/7/2013	5/8/2013	5/9/2013	5/10/2013	5/11/2013	5/12/2013	5/13/2013	5/14/2013
	72	73	74	75	76	77	78	79
Empty Time (s)								
R1: 100% Feed (Control)	318	287	0	300	0	538	0	0
R2: 100% Feed (Control)	342	306	0	320	0	499	0	0
R2: 100% Food Waste								
R3: 10% FW + 90% Feed	409	338	0	420	0	620	0	0
R4: 20% FW + 80% Feed	397	357	0	450	0	677	0	0
R5: 20% FW + 80% Feed	404	346	0	450	0	759	0	0
R6: 50% FW + 50% Feed	660	566	619	250	771	45	0	461
Biogas Production (L)								
R1: 100% Feed (Control)	6.8	6.2	0.0	6.4	0.0	11.5	0.0	0.0
R2: 100% Feed (Control)	7.3	6.6	0.0	6.9	0.0	10.7	0.0	0.0
R2: 100% Food Waste								
R3: 10% FW + 90% Feed	8.8	7.3	0.0	9.0	0.0	13.3	0.0	0.0
R4: 20% FW + 80% Feed	8.5	7.7	0.0	9.7	0.0	14.5	0.0	0.0
R5: 20% FW + 80% Feed	8.7	7.4	0.0	9.7	0.0	16.3	0.0	0.0
R6: 50% FW + 50% Feed	14.2	12.1	13.3	5.4	16.5	1.0	0.0	9.9
Cumulative Biogas Production (L)								
R1: 100% Feed (Control)	26.3	32.5	32.5	38.9	38.9	50.5	50.5	50.5
R2: 100% Feed (Control)	45.3	51.9	51.9	58.8	58.8	69.5	69.5	69.5
R2: 100% Food Waste								
R3: 10% FW + 90% Feed	71.7	78.9	78.9	87.9	87.9	101.2	101.2	101.2
R4: 20% FW + 80% Feed	85.7	93.3	93.3	103.0	103.0	117.5	117.5	117.5
R5: 20% FW + 80% Feed	71.7	79.1	79.1	88.7	88.7	105.0	105.0	105.0
R6: 50% FW + 50% Feed	79.6	91.7	105.0	110.4	126.9	127.9	127.9	137.8

Test	Wednesday	Thursday	Friday	Saturday	Sunday	Monday	Tuesday
Date	5/15/2013	5/16/2013	5/17/2013	5/18/2013	5/19/2013	5/20/2013	5/21/2013
	80	81	82	83	84	85	86
Empty Time (s)							
R1: 100% Feed (Control)	512	0	489	0	467	0	220
R2: 100% Feed (Control)	471	0	507	0	411	0	220
R2: 100% Food Waste							
R3: 10% FW + 90% Feed	560	0	610	0	607	0	300
R4: 20% FW + 80% Feed	602	0	720	0	602	0	300
R5: 20% FW + 80% Feed	585	0	733	0	548	0	300
R6: 50% FW + 50% Feed	493	511	497	300	358	0	480
Biogas Production (L)							
R1: 100% Feed (Control)	11.0	0.0	10.5	0.0	10.0	0.0	4.7
R2: 100% Feed (Control)	10.1	0.0	10.9	0.0	8.8	0.0	4.7
R2: 100% Food Waste							
R3: 10% FW + 90% Feed	12.0	0.0	13.1	0.0	13.0	0.0	6.4
R4: 20% FW + 80% Feed	12.9	0.0	15.5	0.0	12.9	0.0	6.4
R5: 20% FW + 80% Feed	12.6	0.0	15.7	0.0	11.8	0.0	6.4
R6: 50% FW + 50% Feed	10.6	11.0	10.7	6.4	7.7	0.0	10.3
Cumulative Biogas Production (L)							
R1: 100% Feed (Control)	61.5	61.5	72.0	72.0	82.0	82.0	86.7
R2: 100% Feed (Control)	79.6	79.6	90.5	90.5	99.3	99.3	104.0
R2: 100% Food Waste							
R3: 10% FW + 90% Feed	113.2	113.2	126.3	126.3	139.4	139.4	145.8
R4: 20% FW + 80% Feed	130.4	130.4	145.9	145.9	158.8	158.8	165.2
R5: 20% FW + 80% Feed	117.6	117.6	133.3	133.3	145.1	145.1	151.5
R6: 50% FW + 50% Feed	148.4	159.3	170.0	176.4	184.1	184.1	194.4

Test	Pump 1: 48 sec, Pump 2: 40 sec						
	Wednesday 5/22/2013	Thursday 5/23/2013	Friday 5/24/2013	Saturday 5/25/2013	Sunday 5/26/2013	Monday 5/27/2013	Tuesday 5/28/2013
Date	87	88	89	90	91	92	93
Empty Time (s)							
R1: 100% Feed (Control)	340	220	360	300	0	0	390
R2: 100% Feed (Control)	340	340	280	220	0	0	260
R2: 100% Food Waste							
R3: 10% FW + 90% Feed	360	370	320	290	0	0	390
R4: 20% FW + 80% Feed	504	370	460	400	0	0	520
R5: 20% FW + 80% Feed	470	390	340	315	0	0	380
R6: 50% FW + 50% Feed	600	570	665	535	0	0	720
Biogas Production (L)							
R1: 100% Feed (Control)	7.1	4.6	7.5	6.3	0.0	0.0	8.1
R2: 100% Feed (Control)	8.5	8.5	7.0	5.5	0.0	0.0	6.5
R2: 100% Food Waste							
R3: 10% FW + 90% Feed	7.5	7.7	6.7	6.0	0.0	0.0	8.1
R4: 20% FW + 80% Feed	10.5	7.7	9.6	8.3	0.0	0.0	10.8
R5: 20% FW + 80% Feed	11.8	9.8	8.5	7.9	0.0	0.0	9.5
R6: 50% FW + 50% Feed	15.0	14.3	16.6	13.4	0.0	0.0	18.0
Cumulative Biogas Production (L)							
R1: 100% Feed (Control)	93.8	98.4	105.9	112.1	112.1	112.1	120.2
R2: 100% Feed (Control)	112.5	121.0	128.0	133.5	133.5	133.5	140.0
R2: 100% Food Waste							
R3: 10% FW + 90% Feed	153.3	161.0	167.7	173.7	173.7	173.7	181.8
R4: 20% FW + 80% Feed	175.7	183.4	193.0	201.4	201.4	201.4	212.2
R5: 20% FW + 80% Feed	163.3	173.0	181.5	189.4	189.4	189.4	198.9
R6: 50% FW + 50% Feed	209.4	223.7	240.3	253.7	253.7	253.7	271.7

Test	Wednesday 5/29/2013	Thursday 5/30/2013	Friday 5/31/2013	Saturday 6/1/2013	Sunday 6/2/2013	Monday 6/3/2013	Tuesday 6/4/2013	Wednesday 6/5/2013
Date	94	95	96	97	98	99	100	101
Empty Time (s)								
R1: 100% Feed (Control)	360	360	375	360	0	0	470	400
R2: 100% Feed (Control)	300	300	290	300	0	0	440	320
R2: 100% Food Waste								
R3: 10% FW + 90% Feed	420	400	350	330	0	0	410	360
R4: 20% FW + 80% Feed	450	440	480	420	0	0	530	420
R5: 20% FW + 80% Feed	330	360	390	350	0	0	430	410
R6: 50% FW + 50% Feed	450	460	620	590	0	0	720	595
Biogas Production (L)								
R1: 100% Feed (Control)	7.5	7.5	7.8	7.5	0.0	0.0	9.8	8.3
R2: 100% Feed (Control)	7.5	7.5	7.3	7.5	0.0	0.0	11.0	8.0
R2: 100% Food Waste								
R3: 10% FW + 90% Feed	8.8	8.3	7.3	6.9	0.0	0.0	8.5	7.5
R4: 20% FW + 80% Feed	9.4	9.2	10.0	8.8	0.0	0.0	11.0	8.8
R5: 20% FW + 80% Feed	8.3	9.0	9.8	8.8	0.0	0.0	10.8	10.3
R6: 50% FW + 50% Feed	11.3	11.5	15.5	14.8	0.0	0.0	18.0	14.9
Cumulative Biogas Production (L)								
R1: 100% Feed (Control)	127.7	135.2	143.0	150.5	150.5	150.5	160.3	168.7
R2: 100% Feed (Control)	147.5	155.0	162.3	169.8	169.8	169.8	180.8	188.8
R2: 100% Food Waste								
R3: 10% FW + 90% Feed	190.6	198.9	206.2	213.1	213.1	213.1	221.6	229.1
R4: 20% FW + 80% Feed	221.6	230.7	240.7	249.5	249.5	249.5	260.5	269.3
R5: 20% FW + 80% Feed	207.1	216.1	225.9	234.6	234.6	234.6	245.4	255.6
R6: 50% FW + 50% Feed	282.9	294.4	309.9	324.7	324.7	324.7	342.7	357.5

Test	R1 Clog							
	Thursday 6/6/2013	Friday 6/7/2013	Saturday 6/8/2013	Sunday 6/9/2013	Monday 6/10/2013	Tuesday 6/11/2013	Wednesday 6/12/2013	Thursday 6/13/2013
Date	102	103	104	105	106	107	108	109
Empty Time (s)								
R1: 100% Feed (Control)	380	440	420	0	0	610	340	300
R2: 100% Feed (Control)	370	410	450	0	0	550	435	390
R2: 100% Food Waste								
R3: 10% FW + 90% Feed	380	450	420	0	0	550	460	410
R4: 20% FW + 80% Feed	510	530	540	0	0	660	620	600
R5: 20% FW + 80% Feed	410	450	430	0	0	520	450	420
R6: 50% FW + 50% Feed	630	760	750	0	0	750	760	690
Biogas Production (L)								
R1: 100% Feed (Control)	7.9	9.2	8.8	0.0	0.0	12.7	7.1	6.3
R2: 100% Feed (Control)	9.3	10.3	11.3	0.0	0.0	13.8	10.9	9.8
R2: 100% Food Waste								
R3: 10% FW + 90% Feed	7.9	9.4	8.8	0.0	0.0	11.5	9.6	8.5
R4: 20% FW + 80% Feed	10.6	11.0	11.3	0.0	0.0	13.8	12.9	12.5
R5: 20% FW + 80% Feed	10.3	11.3	10.8	0.0	0.0	13.0	11.3	10.5
R6: 50% FW + 50% Feed	15.8	19.0	18.8	0.0	0.0	18.8	19.0	17.3
Cumulative Biogas Production (L)								
R1: 100% Feed (Control)	176.6	185.8	194.5	194.5	194.5	207.2	214.3	220.5
R2: 100% Feed (Control)	198.0	208.3	219.5	219.5	219.5	233.3	244.1	253.9
R2: 100% Food Waste								
R3: 10% FW + 90% Feed	237.0	246.4	255.2	255.2	255.2	266.6	276.2	284.8
R4: 20% FW + 80% Feed	279.9	290.9	302.2	302.2	302.2	315.9	328.9	341.4
R5: 20% FW + 80% Feed	265.9	277.1	287.9	287.9	287.9	300.9	312.1	322.6
R6: 50% FW + 50% Feed	373.3	392.3	411.0	411.0	411.0	429.8	448.8	466.0

Test	R3 Clog							
	Friday 6/14/2013	Saturday 6/15/2013	Sunday 6/16/2013	Monday 6/17/2013	Tuesday 6/18/2013	Wednesday 6/19/2013	Thursday 6/20/2013	Friday 6/21/2013
Date	110	111	112	113	114	115	116	117
Empty Time (s)								
R1: 100% Feed (Control)	250	270	0	0	430	320	0	510
R2: 100% Feed (Control)	320	310	0	0	450	330	0	510
R2: 100% Food Waste								
R3: 10% FW + 90% Feed	360	360	0	0	540	360	0	580
R4: 20% FW + 80% Feed	490	470	0	0	540	500	0	840
R5: 20% FW + 80% Feed	360	310	0	0	530	300	0	390
R6: 50% FW + 50% Feed	490	680	0	0	790	740	770	410
Biogas Production (L)								
R1: 100% Feed (Control)	5.2	5.6	0.0	0.0	9.0	6.7	0.0	10.6
R2: 100% Feed (Control)	8.0	7.8	0.0	0.0	11.3	8.3	0.0	12.8
R2: 100% Food Waste								
R3: 10% FW + 90% Feed	7.5	7.5	0.0	0.0	11.3	7.5	0.0	12.1
R4: 20% FW + 80% Feed	10.2	9.8	0.0	0.0	11.3	10.4	0.0	17.5
R5: 20% FW + 80% Feed	9.0	7.8	0.0	0.0	13.3	7.5	0.0	9.8
R6: 50% FW + 50% Feed	12.3	17.0	0.0	0.0	19.8	18.5	19.3	10.3
Cumulative Biogas Production (L)								
R1: 100% Feed (Control)	225.8	231.4	231.4	231.4	240.3	247.0	247.0	257.6
R2: 100% Feed (Control)	261.9	269.6	269.6	269.6	280.9	289.1	289.1	301.9
R2: 100% Food Waste								
R3: 10% FW + 90% Feed	292.3	299.8	299.8	299.8	311.0	318.5	318.5	330.6
R4: 20% FW + 80% Feed	351.6	361.4	361.4	361.4	372.6	383.0	383.0	400.5
R5: 20% FW + 80% Feed	331.6	339.4	339.4	339.4	352.6	360.1	360.1	369.9
R6: 50% FW + 50% Feed	478.3	495.3	495.3	495.3	515.0	533.5	552.8	563.0

Test	Saturday	Sunday	Monday	Tuesday	Wednesday	Thursday	Friday	Saturday
Date	6/22/2013	6/23/2013	6/24/2013	6/25/2013	6/26/2013	6/27/2013	6/28/2013	6/29/2013
	118	119	120	121	122	123	124	125
Empty Time (s)								
R1: 100% Feed (Control)	0	0	660	270	310	330	420	200
R2: 100% Feed (Control)	0	0	215	180	350	270	370	290
R2: 100% Food Waste								
R3: 10% FW + 90% Feed	0	0	300	230	460	390	490	220
R4: 20% FW + 80% Feed	0	0	240	300	380	360	510	330
R5: 20% FW + 80% Feed	0	0	470	200	370	310	315	200
R6: 50% FW + 50% Feed	0	0	300	395	560	490	610	465
Biogas Production (L)								
R1: 100% Feed (Control)	0.0	0.0	13.8	5.6	6.5	6.9	8.8	4.2
R2: 100% Feed (Control)	0.0	0.0	5.4	4.5	8.8	6.8	9.3	7.3
R2: 100% Food Waste								
R3: 10% FW + 90% Feed	0.0	0.0	6.3	4.8	9.6	8.1	10.2	4.6
R4: 20% FW + 80% Feed	0.0	0.0	5.0	6.3	7.9	7.5	10.6	6.9
R5: 20% FW + 80% Feed	0.0	0.0	11.8	5.0	9.3	7.8	7.9	5.0
R6: 50% FW + 50% Feed	0.0	0.0	7.5	9.9	14.0	12.3	15.3	11.6
Cumulative Biogas Production (L)								
R1: 100% Feed (Control)	257.6	257.6	271.4	277.0	283.5	290.3	299.1	303.3
R2: 100% Feed (Control)	301.9	301.9	307.3	311.8	320.5	327.3	336.5	343.8
R2: 100% Food Waste								
R3: 10% FW + 90% Feed	330.6	330.6	336.8	341.6	351.2	359.3	369.5	374.1
R4: 20% FW + 80% Feed	400.5	400.5	405.5	411.8	419.7	427.2	437.8	444.7
R5: 20% FW + 80% Feed	369.9	369.9	381.6	386.6	395.9	403.6	411.5	416.5
R6: 50% FW + 50% Feed	563.0	563.0	570.5	580.4	594.4	606.7	621.9	633.5

Test	Sunday	Monday	Tuesday	Wednesday	Thursday	Friday	Saturday	Sunday	Monday
Date	6/30/2013	7/1/2013	7/2/2013	7/3/2013	7/4/2013	7/5/2013	7/6/2013	7/7/2013	7/8/2013
	126	127	128	129	130	131	132	133	134
Empty Time (s)									
R1: 100% Feed (Control)	0	270	270	250	410				
R2: 100% Feed (Control)	0	270	240	260	330				
R2: 100% Food Waste									
R3: 10% FW + 90% Feed	0	360	340	340	510				
R4: 20% FW + 80% Feed	0	315	300	340	510				
R5: 20% FW + 80% Feed	0	600	440	430	480				
R6: 50% FW + 50% Feed	0	330	450	640	600				
Biogas Production (L)									
R1: 100% Feed (Control)	0.0	5.6	5.6	5.2	8.5	0.0	0.0	0.0	0.0
R2: 100% Feed (Control)	0.0	6.8	6.0	6.5	8.3	0.0	0.0	0.0	0.0
R2: 100% Food Waste									
R3: 10% FW + 90% Feed	0.0	7.5	7.1	7.1	10.6	0.0	0.0	0.0	0.0
R4: 20% FW + 80% Feed	0.0	6.6	6.3	7.1	10.6	0.0	0.0	0.0	0.0
R5: 20% FW + 80% Feed	0.0	15.0	11.0	10.8	12.0	0.0	0.0	0.0	0.0
R6: 50% FW + 50% Feed	0.0	8.3	11.3	16.0	15.0	0.0	0.0	0.0	0.0
Cumulative Biogas Production (L)									
R1: 100% Feed (Control)	303.3	308.9	314.5	319.7	328.3	328.3	328.3	328.3	328.3
R2: 100% Feed (Control)	343.8	350.5	356.5	363.0	371.3	371.3	371.3	371.3	371.3
R2: 100% Food Waste									
R3: 10% FW + 90% Feed	374.1	381.6	388.7	395.8	406.4	406.4	406.4	406.4	406.4
R4: 20% FW + 80% Feed	444.7	451.3	457.5	464.6	475.2	475.2	475.2	475.2	475.2
R5: 20% FW + 80% Feed	416.5	431.5	442.5	453.3	465.3	465.3	465.3	465.3	465.3
R6: 50% FW + 50% Feed	633.5	641.8	653.0	669.0	684.0	684.0	684.0	684.0	684.0

Test	Tuesday 7/9/2013	Wednesday 7/10/2013	Thursday 7/11/2013	Friday 7/12/2013	Saturday 7/13/2013	Sunday 7/14/2013	Monday 7/15/2013	Tuesday 7/16/2013
Date	135	136	137	138	139	140	141	142
Empty Time (s)								
R1: 100% Feed (Control)			450	280	230		320	
R2: 100% Feed (Control)			390	330	120		270	
R2: 100% Food Waste								
R3: 10% FW + 90% Feed			570	350	330		360	
R4: 20% FW + 80% Feed			630	460	320		350	
R5: 20% FW + 80% Feed			520	490	260		310	
R6: 50% FW + 50% Feed			770	590	450		390	
Biogas Production (L)								
R1: 100% Feed (Control)	0.0	0.0	9.4	5.8	4.8	0.0	6.7	0.0
R2: 100% Feed (Control)	0.0	0.0	9.8	8.3	3.0	0.0	6.8	0.0
R2: 100% Food Waste								
R3: 10% FW + 90% Feed	0.0	0.0	11.9	7.3	6.9	0.0	7.5	0.0
R4: 20% FW + 80% Feed	0.0	0.0	13.1	9.6	6.7	0.0	7.3	0.0
R5: 20% FW + 80% Feed	0.0	0.0	13.0	12.3	6.5	0.0	7.8	0.0
R6: 50% FW + 50% Feed	0.0	0.0	19.3	14.8	11.3	0.0	9.8	0.0
Cumulative Biogas Production (L)								
R1: 100% Feed (Control)	328.3	328.3	337.6	343.5	348.3	348.3	354.9	354.9
R2: 100% Feed (Control)	371.3	371.3	381.0	389.3	392.3	392.3	399.0	399.0
R2: 100% Food Waste								
R3: 10% FW + 90% Feed	406.4	406.4	418.3	425.6	432.5	432.5	440.0	440.0
R4: 20% FW + 80% Feed	475.2	475.2	488.3	497.9	504.6	504.6	511.9	511.9
R5: 20% FW + 80% Feed	465.3	465.3	478.3	490.5	497.0	497.0	504.8	504.8
R6: 50% FW + 50% Feed	684.0	684.0	703.3	718.0	729.3	729.3	739.0	739.0

Test	Wednesday	Thursday	Friday	Saturday	Sunday	Monday	Tuesday	Wednesday
Date	7/17/2013	7/18/2013	7/19/2013	7/20/2013	7/21/2013	7/22/2013	7/23/2013	7/24/2013
	143	144	145	146	147	148	149	150
Empty Time (s)								
R1: 100% Feed (Control)	500	400	220	493.2			360	360
R2: 100% Feed (Control)	420	330	240	300			290	290
R2: 100% Food Waste								
R3: 10% FW + 90% Feed	480	360	225	480			420	440
R4: 20% FW + 80% Feed	630	420	370	510			470	480
R5: 20% FW + 80% Feed	530	400	420	410			430	390
R6: 50% FW + 50% Feed	840	540	480	590			565	580
Biogas Production (L)								
R1: 100% Feed (Control)	10.4	8.3	6.7	10.3	0.0	0.0	7.5	7.5
R2: 100% Feed (Control)	10.5	8.3	6.2	7.5	0.0	0.0	7.3	7.3
R2: 100% Food Waste								
R3: 10% FW + 90% Feed	10.0	7.5	6.8	10.0	0.0	0.0	8.8	9.2
R4: 20% FW + 80% Feed	13.1	8.8	8.9	10.6	0.0	0.0	9.8	10.0
R5: 20% FW + 80% Feed	13.3	10.0	10.0	10.3	0.0	0.0	10.8	9.8
R6: 50% FW + 50% Feed	21.0	13.5	11.3	14.8	0.0	0.0	14.1	14.5
Cumulative Biogas Production (L)								
R1: 100% Feed (Control)	365.3	373.7	380.4	390.7	390.7	390.7	398.2	405.7
R2: 100% Feed (Control)	409.5	417.8	423.9	431.4	431.4	431.4	438.7	445.9
R2: 100% Food Waste								
R3: 10% FW + 90% Feed	450.0	457.5	464.3	474.3	474.3	474.3	483.0	492.2
R4: 20% FW + 80% Feed	525.0	533.8	542.7	553.3	553.3	553.3	563.1	573.1
R5: 20% FW + 80% Feed	518.0	528.0	538.0	548.3	548.3	548.3	559.0	568.8
R6: 50% FW + 50% Feed	760.0	773.5	784.8	799.6	799.6	799.6	813.7	828.2

Test	Thursday	Friday
Date	7/25/2013	7/26/2013
	151	152
Empty Time (s)		
R1: 100% Feed (Control)	370	370
R2: 100% Feed (Control)	310	310
R2: 100% Food Waste		
R3: 10% FW + 90% Feed	480	480
R4: 20% FW + 80% Feed	490	490
R5: 20% FW + 80% Feed	400	400
R6: 50% FW + 50% Feed	490	580
Biogas Production (L)		
R1: 100% Feed (Control)	7.7	7.7
R2: 100% Feed (Control)	7.8	7.8
R2: 100% Food Waste		
R3: 10% FW + 90% Feed	10.0	10.0
R4: 20% FW + 80% Feed	10.2	10.2
R5: 20% FW + 80% Feed	10.0	10.0
R6: 50% FW + 50% Feed	14.5	14.5
Cumulative Biogas Production (L)		
R1: 100% Feed (Control)	413.4	421.1
R2: 100% Feed (Control)	453.7	461.4
R2: 100% Food Waste		
R3: 10% FW + 90% Feed	502.2	512.2
R4: 20% FW + 80% Feed	583.3	593.5
R5: 20% FW + 80% Feed	578.8	588.8
R6: 50% FW + 50% Feed	842.7	857.2

Test	Biogas Production							
	Monday 2/25/2013	Tuesday 2/26/2013	Wednesday 2/27/2013	Thursday 2/28/2013	Friday 3/1/2013	Saturday 3/2/2013	Sunday 3/3/2013	Monday #####
Date	1	2	3	4	5	6	7	8

"Normalized" Cumulative Biogas Production (L)

R1: 100% Feed (Control)	0.0	0.0	1.8	4.7	8.2			8.2
R2: 100% Feed (Control)								
R2: 100% Food Waste	0.0	0.0	26.1	38.0	57.3			82.3
R3: 10% FW + 90% Feed	0.0	0.0	6.5	11.5	19.0			19.0
R4: 20% FW + 80% Feed	0.0	0.0	5.2	7.0	13.3			13.3
R5: 20% FW + 80% Feed	0.0	0.0	3.7	6.9	12.2			12.2
R6: 50% FW + 50% Feed	0.0	0.0	12.6	20.2	32.4			39.8

Biogas Production Rate (L/d)

R1: 100% Feed (Control)			0.77	1.41	1.86			
R2: 100% Feed (Control)								
R2: 100% Food Waste			11.07	11.46	12.97			
R3: 10% FW + 90% Feed			2.74	3.46	4.30			
R4: 20% FW + 80% Feed			2.19	2.12	3.00			
R5: 20% FW + 80% Feed			1.56	2.07	2.77			
R6: 50% FW + 50% Feed			5.33	6.08	7.33			

Test	Tuesday	Wednesday	Thursday	Friday	Saturday	Sunday	Monday	Tuesday
Date	3/5/2013	3/6/2013	3/7/2013	3/8/2013	3/9/2013	3/10/2013	3/11/2013	3/12/2013
	9	10	11	12	13	14	15	16

"Normalized" Cumulative Biogas Production (L)

R1: 100% Feed (Control)	8.2	10.4	10.4	14.8			20.0	20.0
R2: 100% Feed (Control)								
R2: 100% Food Waste	99.2	116.4	132.3	152.5			184.4	204.4
R3: 10% FW + 90% Feed	29.7	37.8	37.8	45.8			54.2	54.2
R4: 20% FW + 80% Feed	18.3	22.9	22.9	25.0			35.7	35.7
R5: 20% FW + 80% Feed	17.5	25.0	25.0	33.3			39.8	39.8
R6: 50% FW + 50% Feed	53.5	62.7	62.7	71.8			77.1	77.1

Biogas Production Rate (L/d)

R1: 100% Feed (Control)	1.03		1.03	1.35			1.39	
R2: 100% Feed (Control)								
R2: 100% Food Waste	12.43		13.15	13.86			12.79	
R3: 10% FW + 90% Feed	3.72		3.75	4.16			3.76	
R4: 20% FW + 80% Feed	2.30		2.27	2.28			2.48	
R5: 20% FW + 80% Feed	2.19		2.48	3.03			2.76	
R6: 50% FW + 50% Feed	6.71		6.24	6.53			5.35	

Test	Wednesday	Thursday	Friday	Saturday	Sunday	Monday	Tuesday
Date	3/13/2013	3/14/2013	3/15/2013	3/16/2013	3/17/2013	3/18/2013	3/19/2013
	17	18	19	20	21	22	23

"Normalized" Cumulative Biogas Production (L)

R1: 100% Feed (Control)	21.1	23.2	25.0			26.0	27.1
R2: 100% Feed (Control)							
R2: 100% Food Waste	233.1	255.3	273.3			304.9	316.5
R3: 10% FW + 90% Feed	62.5	66.0	73.5			79.4	82.4
R4: 20% FW + 80% Feed	41.2	47.5	50.0			52.4	55.5
R5: 20% FW + 80% Feed	44.0	51.9	60.3			65.5	69.0
R6: 50% FW + 50% Feed	85.1	90.6	95.3			97.8	99.9

Biogas Production Rate (L/d)

R1: 100% Feed (Control)		1.39	1.42			1.26	1.25
R2: 100% Feed (Control)							
R2: 100% Food Waste		15.34	15.49			14.77	14.62
R3: 10% FW + 90% Feed		3.96	4.17			3.85	3.81
R4: 20% FW + 80% Feed		2.85	2.84			2.54	2.56
R5: 20% FW + 80% Feed		3.12	3.42			3.17	3.19
R6: 50% FW + 50% Feed		5.44	5.40			4.74	4.62

Test	Wednesday	Thursday	Friday	Saturday	Sunday	Monday	Tuesday	Wednesday
Date	3/20/2013	3/21/2013	3/22/2013	3/23/2013	3/24/2013	3/25/2013	3/26/2013	3/27/2013
	24	25	26	27	28	29	30	31

"Normalized" Cumulative Biogas Production (L)

R1: 100% Feed (Control)	28.2	29.8	29.8			31.9	32.4	33.1
R2: 100% Feed (Control)								
R2: 100% Food Waste	333.0	355.6	372.1			406.1	420.1	434.9
R3: 10% FW + 90% Feed	86.5	92.3	92.3			106.9	111.5	117.3
R4: 20% FW + 80% Feed	61.1	67.1	67.1			80.0	84.9	90.6
R5: 20% FW + 80% Feed	73.1	80.6	80.6			91.7	95.9	100.9
R6: 50% FW + 50% Feed	102.3	105.3	105.3			112.8	115.8	120.1

Biogas Production Rate (L/d)

R1: 100% Feed (Control)	1.25	1.26	1.21	0.00	0.00	1.15	1.13	1.12
R2: 100% Feed (Control)								
R2: 100% Food Waste	14.70	15.04	15.10	0.00	0.00	14.69	14.67	14.67
R3: 10% FW + 90% Feed	3.82	3.90	3.74	0.00	0.00	3.87	3.89	3.96
R4: 20% FW + 80% Feed	2.70	2.84	2.72	0.00	0.00	2.90	2.96	3.06
R5: 20% FW + 80% Feed	3.23	3.41	3.27	0.00	0.00	3.32	3.35	3.40
R6: 50% FW + 50% Feed	4.52	4.45	4.27	0.00	0.00	4.08	4.04	4.05

Test	Thursday	Friday	Saturday	Sunday	Monday	Tuesday	Wednesday	Thursday
Date	3/28/2013	3/29/2013	3/30/2013	3/31/2013	4/1/2013	4/2/2013	4/3/2013	4/4/2013
	32	33	34	35	36	37	38	39

"Normalized" Cumulative Biogas Production (L)

R1: 100% Feed (Control)	33.1	33.8			33.8	34.4	34.7	34.7
R2: 100% Feed (Control)								
R2: 100% Food Waste	434.9	455.8			465.7	475.6	478.3	478.3
R3: 10% FW + 90% Feed	117.3	125.9			125.9	136.1	140.4	140.4
R4: 20% FW + 80% Feed	90.6	98.5			98.5	107.4	112.1	112.1
R5: 20% FW + 80% Feed	100.9	105.6			105.6	114.0	119.1	119.1
R6: 50% FW + 50% Feed	120.1	124.1			124.1	127.6	132.6	132.6

Biogas Production Rate (L/d)

R1: 100% Feed (Control)		1.07			0.98	0.97		
R2: 100% Feed (Control)								
R2: 100% Food Waste		14.40			13.44	13.34		
R3: 10% FW + 90% Feed		3.98			3.63	3.82		
R4: 20% FW + 80% Feed		3.11			2.84	3.01		
R5: 20% FW + 80% Feed		3.34			3.05	3.20		
R6: 50% FW + 50% Feed		3.92			3.58	3.58		

Test	Friday	Saturday	Sunday	Monday	Tuesday	Wednesday	Thursday	Friday
Date	4/5/2013	4/6/2013	4/7/2013	4/8/2013	4/9/2013	4/10/2013	4/11/2013	4/12/2013
	40	41	42	43	44	45	46	47

"Normalized" Cumulative Biogas Production (L)								
R1: 100% Feed (Control)	34.7			36.9	36.9	36.9	39.0	39.0
R2: 100% Feed (Control)								
R2: 100% Food Waste	478.3			482.5	482.5	482.5	484.8	484.8
R3: 10% FW + 90% Feed	152.3			156.5	156.5	156.5	159.4	159.4
R4: 20% FW + 80% Feed	112.1			118.8	118.8	118.8	131.6	131.6
R5: 20% FW + 80% Feed	124.4			131.2	131.2	131.2	142.2	142.2
R6: 50% FW + 50% Feed	132.6			139.2	139.2	139.2	139.2	139.2

Biogas Production Rate (L/d)

R1: 100% Feed (Control)	0.90	0.00					0.87
R2: 100% Feed (Control)							
R2: 100% Food Waste	12.38		0.00				10.86
R3: 10% FW + 90% Feed	3.94		0.00				3.57
R4: 20% FW + 80% Feed	2.90		0.00				2.95
R5: 20% FW + 80% Feed	3.22		0.00				3.18
R6: 50% FW + 50% Feed	3.43		0.00				3.12

Test	Saturday	Sunday	Monday	Tuesday	Wednesday	R2 Re-seeded	Friday	Start of New Control
Date	4/13/2013	4/14/2013	4/15/2013	4/16/2013	4/17/2013	Thursday 4/18/2013	4/19/2013	Saturday 4/20/2013
	48	49	50	51	52	53	54	55
"Normalized" Cumulative Biogas Production (L)								
R1: 100% Feed (Control)			39.0	39.0	39.7	39.7		
R2: 100% Feed (Control)								
R2: 100% Food Waste			484.8	484.8	485.2	485.2		
R3: 10% FW + 90% Feed			159.4	159.4	160.7	160.7		
R4: 20% FW + 80% Feed			131.6	131.6	140.6	140.6		
R5: 20% FW + 80% Feed			142.2	142.2	151.8	151.8		
R6: 50% FW + 50% Feed			139.2	139.2	144.2	144.2		
Biogas Production Rate (L/d)								
R1: 100% Feed (Control)					0.78			
R2: 100% Feed (Control)								
R2: 100% Food Waste					9.58			
R3: 10% FW + 90% Feed					3.17			
R4: 20% FW + 80% Feed					2.78			
R5: 20% FW + 80% Feed					3.00			
R6: 50% FW + 50% Feed					2.85			

Test	Sunday	Monday	Tuesday	Wednesday	Thursday	Friday	Saturday	Sunday
Date	4/21/2013	4/22/2013	4/23/2013	4/24/2013	4/25/2013	4/26/2013	4/27/2013	4/28/2013
	56	57	58	59	60	61	62	63

"Normalized" Cumulative Biogas Production (L)

R1: 100% Feed (Control)	1.3	1.3	1.3	1.7	2.0	2.0		
R2: 100% Feed (Control)	1.4	1.4	1.4	2.2	3.4	3.4		
R2: 100% Food Waste								
R3: 10% FW + 90% Feed	2.0	2.0	2.0	13.5	21.6	21.6		
R4: 20% FW + 80% Feed	10.2	10.2	10.2	17.5	23.9	23.9		
R5: 20% FW + 80% Feed	9.1	9.1	9.1	9.6	10.3	10.3		
R6: 50% FW + 50% Feed	3.6	3.6	3.6	5.4	9.3	9.3		

Biogas Production Rate (L/d)

R1: 100% Feed (Control)				0.03	0.03		0.00	
R2: 100% Feed (Control)				0.37	0.48		0.00	
R2: 100% Food Waste								
R3: 10% FW + 90% Feed				0.23	0.37		0.00	
R4: 20% FW + 80% Feed				0.30	0.41		0.00	
R5: 20% FW + 80% Feed				0.17	0.17		0.00	
R6: 50% FW + 50% Feed				0.09	0.16		0.00	

Test	Monday	Tuesday	Wednesday	Thursday	Friday	Saturday	Sunday	Monday
Date	4/29/2013	4/30/2013	5/1/2013	5/2/2013	5/3/2013	5/4/2013	5/5/2013	5/6/2013
	64	65	66	67	68	69	70	71

"Normalized" Cumulative Biogas Production (L)

R1: 100% Feed (Control)	4.3	13.2	13.2	13.2	13.2			19.5
R2: 100% Feed (Control)	12.4	21.0	27.1	27.1	32.3			38.0
R2: 100% Food Waste								
R3: 10% FW + 90% Feed	26.6	30.8	41.1	41.1	53.2			62.9
R4: 20% FW + 80% Feed	28.3	36.3	42.8	42.8	70.9			77.1
R5: 20% FW + 80% Feed	18.6	30.0	39.9	39.9	54.4			63.0
R6: 50% FW + 50% Feed	18.5	19.0	30.7	43.1	54.0			65.4

Biogas Production Rate (L/d)

R1: 100% Feed (Control)	0.07	0.21	0.20	0.20	0.20			0.28
R2: 100% Feed (Control)	1.13	1.75	2.08	1.93	2.15			2.11
R2: 100% Food Waste								
R3: 10% FW + 90% Feed	0.43	0.48	0.64	0.63	0.80			0.90
R4: 20% FW + 80% Feed	0.45	0.57	0.66	0.65	1.06			1.11
R5: 20% FW + 80% Feed	0.30	0.47	0.62	0.61	0.82			0.90
R6: 50% FW + 50% Feed	0.29	0.30	0.48	0.66	0.81			0.94

Test	Tuesday	Wednesday	Thursday	Friday	Saturday	Sunday	Monday	Tuesday
Date	5/7/2013	5/8/2013	5/9/2013	5/10/2013	5/11/2013	5/12/2013	5/13/2013	5/14/2013
	72	73	74	75	76	77	78	79

"Normalized" Cumulative Biogas Production (L)

R1: 100% Feed (Control)	26.3	32.5	32.5	38.9			50.5	50.5
R2: 100% Feed (Control)	45.3	51.9	51.9	58.8			69.5	69.5
R2: 100% Food Waste								
R3: 10% FW + 90% Feed	71.7	78.9	78.9	87.9			101.2	101.2
R4: 20% FW + 80% Feed	85.7	93.3	93.3	103.0			117.5	117.5
R5: 20% FW + 80% Feed	71.7	79.1	79.1	88.7			105.0	105.0
R6: 50% FW + 50% Feed	79.6	91.7	105.0	110.4			127.9	137.8

Biogas Production Rate (L/d)

R1: 100% Feed (Control)	0.37	0.45	0.45	0.53			0.66	0.65
R2: 100% Feed (Control)	2.39	2.60	2.47	2.67			2.78	2.67
R2: 100% Food Waste								
R3: 10% FW + 90% Feed	1.01	1.10	1.09	1.19			1.32	1.30
R4: 20% FW + 80% Feed	1.21	1.30	1.28	1.40			1.53	1.51
R5: 20% FW + 80% Feed	1.01	1.10	1.09	1.20			1.37	1.35
R6: 50% FW + 50% Feed	1.13	1.28	1.45	1.50			1.67	1.77

Test	Wednesday	Thursday	Friday	Saturday	Sunday	Monday	Tuesday
Date	5/15/2013	5/16/2013	5/17/2013	5/18/2013	5/19/2013	5/20/2013	5/21/2013
	80	81	82	83	84	85	86

"Normalized" Cumulative Biogas Production (L)

R1: 100% Feed (Control)	61.5	61.5	72.0			82.0	86.7
R2: 100% Feed (Control)	79.6	79.6	90.5			99.3	104.0
R2: 100% Food Waste							
R3: 10% FW + 90% Feed	113.2	113.2	126.3			139.4	145.8
R4: 20% FW + 80% Feed	130.4	130.4	145.9			158.8	165.2
R5: 20% FW + 80% Feed	117.6	117.6	133.3			145.1	151.5
R6: 50% FW + 50% Feed	148.4	159.3	170.0			184.1	194.4

Biogas Production Rate (L/d)

R1: 100% Feed (Control)	0.78	0.77	0.89			0.98	1.02
R2: 100% Feed (Control)	2.95	2.84	3.12			3.10	3.15
R2: 100% Food Waste							
R3: 10% FW + 90% Feed	1.44	1.42	1.57			1.67	1.72
R4: 20% FW + 80% Feed	1.66	1.64	1.81			1.90	1.95
R5: 20% FW + 80% Feed	1.49	1.48	1.65			1.73	1.79
R6: 50% FW + 50% Feed	1.89	2.00	2.11			2.20	2.30

Test	Pump 1: 48 sec, Pump 2: 40 sec						
	Wednesday 5/22/2013	Thursday 5/23/2013	Friday 5/24/2013	Saturday 5/25/2013	Sunday 5/26/2013	Monday 5/27/2013	Tuesday 5/28/2013
Date	87	88	89	90	91	92	93
"Normalized" Cumulative Biogas Production (L)							
R1: 100% Feed (Control)	93.8	98.4	105.9			112.1	120.2
R2: 100% Feed (Control)	112.5	121.0	128.0			133.5	140.0
R2: 100% Food Waste							
R3: 10% FW + 90% Feed	153.3	161.0	167.7			173.7	181.8
R4: 20% FW + 80% Feed	175.7	183.4	193.0			201.4	212.2
R5: 20% FW + 80% Feed	163.3	173.0	181.5			189.4	198.9
R6: 50% FW + 50% Feed	209.4	223.7	240.3			253.7	271.7
Biogas Production Rate (L/d)							
R1: 100% Feed (Control)	1.09	1.14	1.21			1.24	1.31
R2: 100% Feed (Control)	3.31	3.46	3.56			3.42	3.50
R2: 100% Food Waste							
R3: 10% FW + 90% Feed	1.79	1.86	1.91			1.92	1.98
R4: 20% FW + 80% Feed	2.05	2.12	2.20			2.22	2.32
R5: 20% FW + 80% Feed	1.91	2.00	2.07			2.09	2.17
R6: 50% FW + 50% Feed	2.45	2.58	2.74			2.80	2.96

Test	Wednesday	Thursday	Friday	Saturday	Sunday	Monday	Tuesday	Wednesday
Date	5/29/2013	5/30/2013	5/31/2013	6/1/2013	6/2/2013	6/3/2013	6/4/2013	6/5/2013
	94	95	96	97	98	99	100	101

"Normalized" Cumulative Biogas Production (L)

R1: 100% Feed (Control)	127.7	135.2	143.0			150.5	160.3	168.7
R2: 100% Feed (Control)	147.5	155.0	162.3			169.8	180.8	188.8
R2: 100% Food Waste								
R3: 10% FW + 90% Feed	190.6	198.9	206.2			213.1	221.6	229.1
R4: 20% FW + 80% Feed	221.6	230.7	240.7			249.5	260.5	269.3
R5: 20% FW + 80% Feed	207.1	216.1	225.9			234.6	245.4	255.6
R6: 50% FW + 50% Feed	282.9	294.4	309.9			324.7	342.7	357.5

Biogas Production Rate (L/d)

R1: 100% Feed (Control)	1.38	1.44	1.51			1.54	1.63	1.69
R2: 100% Feed (Control)	3.60	3.69	3.77			3.69	3.85	3.93
R2: 100% Food Waste								
R3: 10% FW + 90% Feed	2.06	2.12	2.18			2.18	2.25	2.30
R4: 20% FW + 80% Feed	2.39	2.46	2.54			2.56	2.64	2.70
R5: 20% FW + 80% Feed	2.24	2.31	2.39			2.40	2.49	2.57
R6: 50% FW + 50% Feed	3.05	3.14	3.27			3.32	3.47	3.59

Test	R1 Clog							
	Thursday 6/6/2013	Friday 6/7/2013	Saturday 6/8/2013	Sunday 6/9/2013	Monday 6/10/2013	Tuesday 6/11/2013	Wednesday 6/12/2013	Thursday 6/13/2013
Date	102	103	104	105	106	107	108	109

"Normalized" Cumulative Biogas Production (L)

R1: 100% Feed (Control)	176.6	185.8			194.5	207.2	214.3	220.5
R2: 100% Feed (Control)	198.0	208.3			219.5	233.3	244.1	253.9
R2: 100% Food Waste								
R3: 10% FW + 90% Feed	237.0	246.4			255.2	266.6	276.2	284.8
R4: 20% FW + 80% Feed	279.9	290.9			302.2	315.9	328.9	341.4
R5: 20% FW + 80% Feed	265.9	277.1			287.9	300.9	312.1	322.6
R6: 50% FW + 50% Feed	373.3	392.3			411.0	429.8	448.8	466.0

Biogas Production Rate (L/d)

R1: 100% Feed (Control)	1.75	1.83	0.00	0.00	1.86	1.96	2.01	2.05
R2: 100% Feed (Control)	4.04	4.17	0.00	0.00	4.14	4.32	4.44	4.53
R2: 100% Food Waste								
R3: 10% FW + 90% Feed	2.36	2.42	0.00	0.00	2.44	2.52	2.59	2.65
R4: 20% FW + 80% Feed	2.78	2.86	0.00	0.00	2.89	2.99	3.08	3.17
R5: 20% FW + 80% Feed	2.64	2.73	0.00	0.00	2.75	2.85	2.93	3.00
R6: 50% FW + 50% Feed	3.71	3.86	0.00	0.00	3.93	4.07	4.21	4.33

Test	R3 Clog							
	Friday 6/14/2013	Saturday 6/15/2013	Sunday 6/16/2013	Monday 6/17/2013	Tuesday 6/18/2013	Wednesday 6/19/2013	Thursday 6/20/2013	Friday 6/21/2013
Date	110	111	112	113	114	115	116	117

"Normalized" Cumulative Biogas Production (L)

R1: 100% Feed (Control)	225.8			231.4	240.3	247.0	247.0	257.6
R2: 100% Feed (Control)	261.9			269.6	280.9	289.1	289.1	301.9
R2: 100% Food Waste								
R3: 10% FW + 90% Feed	292.3			299.8	311.0	318.5	318.5	330.6
R4: 20% FW + 80% Feed	351.6			361.4	372.6	383.0	383.0	400.5
R5: 20% FW + 80% Feed	331.6			339.4	352.6	360.1	360.1	369.9
R6: 50% FW + 50% Feed	478.3			495.3	515.0	533.5	552.8	563.0

Biogas Production Rate (L/d)

R1: 100% Feed (Control)	2.08			2.07	2.13	2.17	2.15	2.23
R2: 100% Feed (Control)	4.59			4.49	4.60	4.66	4.59	4.72
R2: 100% Food Waste								
R3: 10% FW + 90% Feed	2.69			2.68	2.76	2.80	2.78	2.86
R4: 20% FW + 80% Feed	3.24			3.24	3.31	3.37	3.34	3.46
R5: 20% FW + 80% Feed	3.05			3.04	3.13	3.17	3.14	3.20
R6: 50% FW + 50% Feed	4.40			4.44	4.57	4.69	4.82	4.87

Test	Saturday	Sunday	Monday	Tuesday	Wednesday	Thursday	Friday	Saturday
Date	6/22/2013	6/23/2013	6/24/2013	6/25/2013	6/26/2013	6/27/2013	6/28/2013	6/29/2013
	118	119	120	121	122	123	124	125

"Normalized" Cumulative Biogas Production (L)

R1: 100% Feed (Control)			271.4	277.0	283.5	290.3	299.1	
R2: 100% Feed (Control)			307.3	311.8	320.5	327.3	336.5	
R2: 100% Food Waste								
R3: 10% FW + 90% Feed			336.8	341.6	351.2	359.3	369.5	
R4: 20% FW + 80% Feed			405.5	411.8	419.7	427.2	437.8	
R5: 20% FW + 80% Feed			381.6	386.6	395.9	403.6	411.5	
R6: 50% FW + 50% Feed			570.5	580.4	594.4	606.7	621.9	

Biogas Production Rate (L/d)

R1: 100% Feed (Control)			2.29	2.32	2.35	2.39	2.44	
R2: 100% Feed (Control)			4.59	4.58	4.65	4.68	4.74	
R2: 100% Food Waste								
R3: 10% FW + 90% Feed			2.84	2.86	2.91	2.95	3.01	
R4: 20% FW + 80% Feed			3.42	3.44	3.48	3.51	3.57	
R5: 20% FW + 80% Feed			3.22	3.23	3.28	3.32	3.36	
R6: 50% FW + 50% Feed			4.81	4.85	4.93	4.99	5.07	

Test	Sunday	Monday	Tuesday	Wednesday	Thursday	Friday	Saturday	Sunday	Monday
Date	6/30/2013	7/1/2013	7/2/2013	7/3/2013	7/4/2013	7/5/2013	7/6/2013	7/7/2013	7/8/2013
	126	127	128	129	130	131	132	133	134

"Normalized" Cumulative Biogas Production (L)

R1: 100% Feed (Control)	308.9	314.5	319.7	328.3	328.3				328.3
R2: 100% Feed (Control)	350.5	356.5	363.0	371.3	371.3				371.3
R2: 100% Food Waste									
R3: 10% FW + 90% Feed	381.6	388.7	395.8	406.4	406.4				406.4
R4: 20% FW + 80% Feed	451.3	457.5	464.6	475.2	475.2				475.2
R5: 20% FW + 80% Feed	431.5	442.5	453.3	465.3	465.3				465.3
R6: 50% FW + 50% Feed	641.8	653.0	669.0	684.0	684.0				684.0

Biogas Production Rate (L/d)

R1: 100% Feed (Control)	2.46	2.48	2.50	2.55	2.53				2.47
R2: 100% Feed (Control)	4.74	4.75	4.78	4.82	4.76				4.58
R2: 100% Food Waste									
R3: 10% FW + 90% Feed	3.04	3.07	3.10	3.16	3.13				3.06
R4: 20% FW + 80% Feed	3.59	3.61	3.64	3.69	3.67				3.58
R5: 20% FW + 80% Feed	3.43	3.49	3.55	3.62	3.59				3.51
R6: 50% FW + 50% Feed	5.11	5.16	5.24	5.32	5.28				5.16

Test	Tuesday	Wednesday	Thursday	Friday	Saturday	Sunday	Monday	Tuesday
Date	7/9/2013	7/10/2013	7/11/2013	7/12/2013	7/13/2013	7/14/2013	7/15/2013	7/16/2013
	135	136	137	138	139	140	141	142

"Normalized" Cumulative Biogas Production (L)

R1: 100% Feed (Control)	328.3	328.3	337.6	343.5			354.9	354.9
R2: 100% Feed (Control)	371.3	371.3	381.0	389.3			399.0	399.0
R2: 100% Food Waste								
R3: 10% FW + 90% Feed	406.4	406.4	418.3	425.6			440.0	440.0
R4: 20% FW + 80% Feed	475.2	475.2	488.3	497.9			511.9	511.9
R5: 20% FW + 80% Feed	465.3	465.3	478.3	490.5			504.8	504.8
R6: 50% FW + 50% Feed	684.0	684.0	703.3	718.0			739.0	739.0

Biogas Production Rate (L/d)

R1: 100% Feed (Control)	2.46	2.44	2.49	2.51			2.54	2.52
R2: 100% Feed (Control)	4.53	4.47	4.54	4.58			4.53	4.48
R2: 100% Food Waste								
R3: 10% FW + 90% Feed	3.04	3.02	3.08	3.11			3.15	3.13
R4: 20% FW + 80% Feed	3.56	3.53	3.60	3.64			3.67	3.64
R5: 20% FW + 80% Feed	3.48	3.46	3.53	3.59			3.61	3.59
R6: 50% FW + 50% Feed	5.12	5.08	5.18	5.25			5.29	5.25

Test	Wednesday	Thursday	Friday	Saturday	Sunday	Monday	Tuesday	Wednesday
Date	7/17/2013	7/18/2013	7/19/2013	7/20/2013	7/21/2013	7/22/2013	7/23/2013	7/24/2013
	143	144	145	146	147	148	149	150

"Normalized" Cumulative Biogas Production (L)

R1: 100% Feed (Control)	365.3	373.7	380.4			390.7	398.2	405.7
R2: 100% Feed (Control)	409.5	417.8	423.9			431.4	438.7	445.9
R2: 100% Food Waste								
R3: 10% FW + 90% Feed	450.0	457.5	464.3			474.3	483.0	492.2
R4: 20% FW + 80% Feed	525.0	533.8	542.7			553.3	563.1	573.1
R5: 20% FW + 80% Feed	518.0	528.0	538.0			548.3	559.0	568.8
R6: 50% FW + 50% Feed	760.0	773.5	784.8			799.6	813.7	828.2

Biogas Production Rate (L/d)

R1: 100% Feed (Control)	2.58	2.62	2.65			2.66	2.70	2.73
R2: 100% Feed (Control)	4.55	4.59	4.61			4.54	4.57	4.60
R2: 100% Food Waste								
R3: 10% FW + 90% Feed	3.18	3.21	3.23			3.23	3.27	3.31
R4: 20% FW + 80% Feed	3.71	3.74	3.78			3.77	3.81	3.86
R5: 20% FW + 80% Feed	3.66	3.70	3.75			3.74	3.79	3.83
R6: 50% FW + 50% Feed	5.37	5.42	5.46			5.45	5.51	5.57

Test

Date

Thursday	Friday
7/25/2013	7/26/2013
151	152

"Normalized" Cumulative Biogas Production (L)			L/d- Since	
			L	May 6
R1: 100% Feed (Control)	413.4	421.1	220.39	3.7
R2: 100% Feed (Control)	453.7	461.4	251.78	4.2
R2: 100% Food Waste				
R3: 10% FW + 90% Feed	502.2	512.2	287.85	4.8
R4: 20% FW + 80% Feed	583.3	593.5	338.28	5.6
R5: 20% FW + 80% Feed	578.8	588.8	324.44	5.4
R6: 50% FW + 50% Feed	842.7	857.2	467.69	7.8

Biogas Production Rate (L/d)

			Average
R1: 100% Feed (Control)	2.76	2.80	1.78
R2: 100% Feed (Control)	4.63	4.66	3.89
R2: 100% Food Waste			
R3: 10% FW + 90% Feed	3.36	3.40	2.38
R4: 20% FW + 80% Feed	3.90	3.94	2.80
R5: 20% FW + 80% Feed	3.87	3.91	2.67
R6: 50% FW + 50% Feed	5.63	5.69	3.82

Date Day	Start Feeding and Wasting New R2 (Control)			
	Friday 19-Apr-13 56	Monday 22-Apr-13 59	Tuesday 23-Apr-13 60	
	Average @ 28d SRT after reseeding of R2	Average @ 22d SRT after reseeding of R2		
"Theoretical" Feed VS (%)				
R1: 100% Feed (Control)	4.2%	3.9%	4.5%	4.5%
R2: 100% Feed (Control)	4.2%	3.9%	4.5%	4.4%
R2: 100% Food Waste				
R3: 10% FW + 90% Feed	4.6%	4.3%	5.0%	4.8%
R4: 20% FW + 80% Feed	5.2%	4.7%	5.5%	5.3%
R5: 20% FW + 80% Feed	5.2%	4.7%	5.5%	5.3%
R6: 50% FW + 50% Feed	7.3%	6.3%	7.8%	7.5%
	Average @ 28d SRT after reseeding of R2	Average @ 22d SRT after reseeding of R2		
VS Fed (g)				
R1: 100% Feed (Control)	8.40	9.77	9.05	9.05
R2: 100% Feed (Control)	8.40	9.77	9.05	8.71
R2: 100% Food Waste				
R3: 10% FW + 90% Feed	9.24	10.70	9.95	9.58
R4: 20% FW + 80% Feed	10.33	11.64	11.10	10.69
R5: 20% FW + 80% Feed	10.33	11.64	11.10	10.69
R6: 50% FW + 50% Feed	14.55	15.85	15.58	15.04

Date Day	Wednesday	Thursday	Friday	Monday	Tuesday	Wednesday	Thursday	Friday	SRT changed to 22 days Monday 6-May-13 73
	24-Apr-13	25-Apr-13	26-Apr-13	29-Apr-13	30-Apr-13	1-May-13	2-May-13	3-May-13	
	61	62	63	66	67	68	69	70	

"Theoretical" Feed VS (%)

R1: 100% Feed (Control)	4.4%	4.4%	4.4%	4.4%	3.8%	3.8%	3.8%	3.8%	3.8%
R2: 100% Feed (Control)	4.4%	4.4%	4.4%	4.4%	3.8%	3.8%	3.8%	3.8%	3.8%
R2: 100% Food Waste									
R3: 10% FW + 90% Feed	4.8%	4.8%	4.8%	4.8%	4.2%	4.2%	4.2%	4.2%	4.3%
R4: 20% FW + 80% Feed	5.3%	5.3%	5.3%	5.3%	4.7%	4.7%	4.7%	4.7%	4.7%
R5: 20% FW + 80% Feed	5.3%	5.3%	5.3%	5.3%	4.7%	4.7%	4.7%	4.7%	4.7%
R6: 50% FW + 50% Feed	7.5%	7.5%	7.5%	7.5%	6.7%	6.7%	6.7%	6.7%	6.8%

VS Fed (g)

R1: 100% Feed (Control)	8.71	8.71	8.71	8.71	7.69	7.69	7.69	7.69	9.61
R2: 100% Feed (Control)	8.71	8.71	8.71	8.71	7.69	7.69	7.69	7.69	9.61
R2: 100% Food Waste									
R3: 10% FW + 90% Feed	9.58	9.58	9.58	9.58	8.48	8.48	8.48	8.48	10.74
R4: 20% FW + 80% Feed	10.69	10.69	10.69	10.69	9.49	9.49	9.49	9.49	11.86
R5: 20% FW + 80% Feed	10.69	10.69	10.69	10.69	9.49	9.49	9.49	9.49	11.86
R6: 50% FW + 50% Feed	15.04	15.04	15.04	15.04	13.43	13.43	13.43	13.43	16.93

Date Day	Tuesday	Wednesday	Thursday	Friday	Monday	Tuesday	Wednesday	Thursday	Friday
	7-May-13	8-May-13	9-May-13	10-May-13	13-May-13	14-May-13	15-May-13	16-May-13	17-May-13
	74	75	76	77	80	81	82	83	84

"Theoretical" Feed VS (%)									
R1: 100% Feed (Control)	3.0%	3.0%	3.0%	3.0%	3.0%	3.9%	3.9%	3.9%	3.9%
R2: 100% Feed (Control)	3.0%	3.0%	3.0%	3.0%	3.0%	3.9%	3.9%	3.9%	3.9%
R2: 100% Food Waste									
R3: 10% FW + 90% Feed	3.5%	3.5%	3.5%	3.5%	3.5%	4.3%	4.3%	4.3%	4.3%
R4: 20% FW + 80% Feed	3.9%	3.9%	3.9%	3.9%	3.9%	4.7%	4.7%	4.7%	4.7%
R5: 20% FW + 80% Feed	3.9%	3.9%	3.9%	3.9%	3.9%	4.7%	4.7%	4.7%	4.7%
R6: 50% FW + 50% Feed	5.8%	5.8%	5.8%	5.8%	5.8%	6.5%	6.5%	6.5%	6.5%

VS Fed (g)									
R1: 100% Feed (Control)	7.60	7.60	7.60	7.60	7.60	9.64	9.64	9.64	9.64
R2: 100% Feed (Control)	7.60	7.60	7.60	7.60	7.60	9.64	9.64	9.64	9.64
R2: 100% Food Waste									
R3: 10% FW + 90% Feed	8.65	8.65	8.65	8.65	8.65	10.65	10.65	10.65	10.65
R4: 20% FW + 80% Feed	9.70	9.70	9.70	9.70	9.70	11.66	11.66	11.66	11.66
R5: 20% FW + 80% Feed	9.70	9.70	9.70	9.70	9.70	11.66	11.66	11.66	11.66
R6: 50% FW + 50% Feed	14.43	14.43	14.43	14.43	14.43	16.20	16.20	16.20	16.20

Date	Monday	Tuesday	Wednesday	Thursday	Friday	Monday	Tuesday	Wednesday	Thursday
Day	20-May-13	21-May-13	22-May-13	23-May-13	24-May-13	27-May-13	28-May-13	29-May-13	30-May-13
	87	88	89	90	91	94	95	96	97

"Theoretical" Feed VS (%)

R1: 100% Feed (Control)	3.9%	4.0%	4.0%	4.0%	4.0%	4.0%	4.3%	4.3%	4.3%
R2: 100% Feed (Control)	3.9%	4.0%	4.0%	4.0%	4.0%	4.0%	4.3%	4.3%	4.3%
R2: 100% Food Waste									
R3: 10% FW + 90% Feed	4.3%	4.5%	4.5%	4.5%	4.5%	4.5%	4.7%	4.7%	4.7%
R4: 20% FW + 80% Feed	4.7%	5.0%	5.0%	5.0%	5.0%	5.0%	5.1%	5.1%	5.1%
R5: 20% FW + 80% Feed	4.7%	5.0%	5.0%	5.0%	5.0%	5.0%	5.1%	5.1%	5.1%
R6: 50% FW + 50% Feed	6.5%	7.2%	7.2%	7.2%	7.2%	7.2%	6.8%	6.8%	6.8%

VS Fed (g)

R1: 100% Feed (Control)	9.64	10.07	10.07	10.07	10.07	10.07	10.87	10.87	10.87
R2: 100% Feed (Control)	9.64	10.07	10.07	10.07	10.07	10.07	10.87	10.87	10.87
R2: 100% Food Waste									
R3: 10% FW + 90% Feed	10.65	11.27	11.27	11.27	11.27	11.27	11.82	11.82	11.82
R4: 20% FW + 80% Feed	11.66	12.48	12.48	12.48	12.48	12.48	12.77	12.77	12.77
R5: 20% FW + 80% Feed	11.66	12.48	12.48	12.48	12.48	12.48	12.77	12.77	12.77
R6: 50% FW + 50% Feed	16.20	17.90	17.90	17.90	17.90	17.90	17.05	17.05	17.05

Date Day	Friday	Monday	Tuesday	Wednesday	Thursday	NEBRA Abstract Data cutoff	Monday	Tuesday	Wednesday
	31-May-13 98	3-Jun-13 101	4-Jun-13 102	5-Jun-13 103	6-Jun-13 104	7-Jun-13 105	10-Jun-13 108	11-Jun-13 109	12-Jun-13 110

"Theoretical" Feed VS (%)

R1: 100% Feed (Control)	4.3%	4.3%	5.2%	5.2%	5.2%	5.2%	5.2%	4.8%	4.8%
R2: 100% Feed (Control)	4.3%	4.3%	5.2%	5.2%	5.2%	5.2%	5.2%	4.8%	4.8%
R2: 100% Food Waste									
R3: 10% FW + 90% Feed	4.7%	4.7%	5.5%	5.5%	5.5%	5.5%	5.5%	5.1%	5.1%
R4: 20% FW + 80% Feed	5.1%	5.1%	5.9%	5.9%	5.9%	5.9%	5.9%	5.5%	5.5%
R5: 20% FW + 80% Feed	5.1%	5.1%	5.9%	5.9%	5.9%	5.9%	5.9%	5.5%	5.5%
R6: 50% FW + 50% Feed	6.8%	6.8%	7.4%	7.4%	7.4%	7.4%	7.4%	7.3%	7.3%

VS Fed (g)

R1: 100% Feed (Control)	10.87	10.87	12.96	12.96	12.96	12.96	12.96	11.88	11.88
R2: 100% Feed (Control)	10.87	10.87	12.96	12.96	12.96	12.96	12.96	11.88	11.88
R2: 100% Food Waste									
R3: 10% FW + 90% Feed	11.82	11.82	13.81	13.81	13.81	13.81	13.81	12.87	12.87
R4: 20% FW + 80% Feed	12.77	12.77	14.67	14.67	14.67	14.67	14.67	13.86	13.86
R5: 20% FW + 80% Feed	12.77	12.77	14.67	14.67	14.67	14.67	14.67	13.86	13.86
R6: 50% FW + 50% Feed	17.05	17.05	18.53	18.53	18.53	18.53	18.53	18.30	18.30

Date	Thursday	Friday	Monday	Tuesday	Wednesday	Thursday	Friday	Monday
Day	13-Jun-13	14-Jun-13	17-Jun-13	18-Jun-13	19-Jun-13	20-Jun-13	21-Jun-13	24-Jun-13
	111	112	115	116	117	118	119	122

"Theoretical" Feed VS (%)

R1: 100% Feed (Control)	4.8%	4.8%	4.8%	4.0%	4.0%	4.0%	4.0%	4.0%
R2: 100% Feed (Control)	4.8%	4.8%	4.8%	4.0%	4.0%	4.0%	4.0%	4.0%
R2: 100% Food Waste								
R3: 10% FW + 90% Feed	5.1%	5.1%	5.1%	4.5%	4.5%	4.5%	4.5%	4.5%
R4: 20% FW + 80% Feed	5.5%	5.5%	5.5%	4.9%	4.9%	4.9%	4.9%	4.9%
R5: 20% FW + 80% Feed	5.5%	5.5%	5.5%	4.9%	4.9%	4.9%	4.9%	4.9%
R6: 50% FW + 50% Feed	7.3%	7.3%	7.3%	6.8%	6.8%	6.8%	6.8%	6.8%

VS Fed (g)

R1: 100% Feed (Control)	11.88	11.88	11.88	10.05	10.05	10.05	10.05	10.05
R2: 100% Feed (Control)	11.88	11.88	11.88	10.05	10.05	10.05	10.05	10.05
R2: 100% Food Waste								
R3: 10% FW + 90% Feed	12.87	12.87	12.87	11.13	11.13	11.13	11.13	11.13
R4: 20% FW + 80% Feed	13.86	13.86	13.86	12.22	12.22	12.22	12.22	12.22
R5: 20% FW + 80% Feed	13.86	13.86	13.86	12.22	12.22	12.22	12.22	12.22
R6: 50% FW + 50% Feed	18.30	18.30	18.30	17.09	17.09	17.09	17.09	17.09

Date	Tuesday	Wednesday	Thursday	Friday	Monday	Tuesday	Wednesday	Thursday
Day	25-Jun-13	26-Jun-13	27-Jun-13	28-Jun-13	1-Jul-13	2-Jul-13	3-Jul-13	4-Jul-13
	123	124	125	126	129	130	131	132

"Theoretical" Feed VS (%)

R1: 100% Feed (Control)	4.1%	4.1%	4.1%	4.1%	4.1%	4.1%	4.1%	0.0%
R2: 100% Feed (Control)	4.1%	4.1%	4.1%	4.1%	4.1%	4.1%	4.1%	0.0%
R2: 100% Food Waste								
R3: 10% FW + 90% Feed	4.5%	4.5%	4.5%	4.5%	4.5%	4.5%	4.5%	0.0%
R4: 20% FW + 80% Feed	4.9%	4.9%	4.9%	4.9%	4.9%	4.9%	4.9%	0.0%
R5: 20% FW + 80% Feed	4.9%	4.9%	4.9%	4.9%	4.9%	4.9%	4.9%	0.0%
R6: 50% FW + 50% Feed	6.5%	6.5%	6.5%	6.5%	6.5%	6.6%	6.6%	0.0%

VS Fed (g)

R1: 100% Feed (Control)	10.27	10.27	10.27	10.27	10.27	10.27	10.27	0.00
R2: 100% Feed (Control)	10.27	10.27	10.27	10.27	10.27	10.27	10.27	0.00
R2: 100% Food Waste								
R3: 10% FW + 90% Feed	11.20	11.20	11.20	11.20	11.20	11.22	11.22	0.00
R4: 20% FW + 80% Feed	12.13	12.13	12.13	12.13	12.13	12.18	12.18	0.00
R5: 20% FW + 80% Feed	12.13	12.13	12.13	12.13	12.13	12.18	12.18	0.00
R6: 50% FW + 50% Feed	16.32	16.32	16.32	16.32	16.32	16.48	16.48	0.00

Date	Wednesday	Thursday	Friday	Monday	Tuesday	Wednesday	Thursday	Friday
Day	17-Jul-13	18-Jul-13	19-Jul-13	22-Jul-13	23-Jul-13	24-Jul-13	25-Jul-13	26-Jul-13
Day	145	146	147	150	151	152	153	154

"Theoretical" Feed VS (%)

R1: 100% Feed (Control)	4.0%	4.0%	4.0%	4.0%	4.2%	4.2%	4.2%	4.2%
R2: 100% Feed (Control)	4.0%	4.0%	4.0%	4.0%	4.2%	4.2%	4.2%	4.2%
R2: 100% Food Waste								
R3: 10% FW + 90% Feed	4.4%	4.4%	4.4%	4.4%	4.6%	4.6%	4.6%	4.6%
R4: 20% FW + 80% Feed	4.7%	4.7%	4.7%	4.7%	5.0%	5.0%	5.0%	5.0%
R5: 20% FW + 80% Feed	4.7%	4.7%	4.7%	4.7%	5.0%	5.0%	5.0%	5.0%
R6: 50% FW + 50% Feed	6.3%	6.3%	6.3%	6.3%	6.8%	6.8%	6.8%	6.8%

VS Fed (g)

R1: 100% Feed (Control)	10.09	10.09	10.09	10.09	10.44	10.44	10.44	10.44
R2: 100% Feed (Control)	10.09	10.09	10.09	10.09	10.44	10.44	10.44	10.44
R2: 100% Food Waste								
R3: 10% FW + 90% Feed	10.94	10.94	10.94	10.94	11.47	11.47	11.47	11.47
R4: 20% FW + 80% Feed	11.80	11.80	11.80	11.80	12.50	12.50	12.50	12.50
R5: 20% FW + 80% Feed	11.80	11.80	11.80	11.80	12.50	12.50	12.50	12.50
R6: 50% FW + 50% Feed	15.63	15.63	15.63	15.63	17.12	17.12	17.12	17.12

Date Day	Average @ 28d SRT after reseeding of R2	Average @ 22d SRT after reseeding of R2	Start Feeding and Wasting New R2 (Control)		
			Friday 19-Apr-13 56	Monday 22-Apr-13 59	Tuesday 23-Apr-13 60
Cumulative VS Fed (g)					
R1: 100% Feed (Control)	51.98	370.22	9.05	18.10	26.81
R2: 100% Feed (Control)	51.98	370.22	9.05	18.10	26.81
R2: 100% Food Waste					
R3: 10% FW + 90% Feed	57.17	407.44	9.95	19.90	29.47
R4: 20% FW + 80% Feed	63.84	447.31	11.10	22.20	32.89
R5: 20% FW + 80% Feed	63.84	447.31	11.10	22.20	32.89
R6: 50% FW + 50% Feed	89.80	619.46	15.58	31.15	46.19
"Normalized" Cumulative Biogas Production (L)					
R1: 100% Feed (Control)			0.00	1.29	1.29
R2: 100% Feed (Control)			0.00	1.37	1.37
R2: 100% Food Waste					
R3: 10% FW + 90% Feed			0.00	1.97	1.97
R4: 20% FW + 80% Feed			0.00	10.15	10.15
R5: 20% FW + 80% Feed			0.00	9.10	9.10
R6: 50% FW + 50% Feed			0.00	3.65	3.65

Date Day	Wednesday	Thursday	Friday	Monday	Tuesday	Wednesday	Thursday	Friday	SRT changed to 22 days Monday 6-May-13 73
	24-Apr-13 61	25-Apr-13 62	26-Apr-13 63	29-Apr-13 66	30-Apr-13 67	1-May-13 68	2-May-13 69	3-May-13 70	
Cumulative VS Fed (g)									
R1: 100% Feed (Control)	35.52	44.23	52.94	61.65	69.34	77.02	84.71	92.40	102.01
R2: 100% Feed (Control)	35.52	44.23	52.94	61.65	69.34	77.02	84.71	92.40	102.01
R2: 100% Food Waste									
R3: 10% FW + 90% Feed	39.05	48.63	58.20	67.78	76.26	84.74	93.21	101.69	112.43
R4: 20% FW + 80% Feed	43.59	54.28	64.97	75.67	85.16	94.65	104.14	113.63	125.50
R5: 20% FW + 80% Feed	43.59	54.28	64.97	75.67	85.16	94.65	104.14	113.63	125.50
R6: 50% FW + 50% Feed	61.23	76.27	91.30	106.34	119.77	133.21	146.64	160.07	177.01
"Normalized" Cumulative Biogas Production (L)									
R1: 100% Feed (Control)	1.70	1.97	1.97	4.33	13.15	13.15	13.15	13.15	19.51
R2: 100% Feed (Control)	2.21	3.39	3.39	12.42	21.01	27.06	27.06	32.25	38.00
R2: 100% Food Waste									
R3: 10% FW + 90% Feed	13.45	21.63	21.63	26.63	30.84	41.05	41.05	53.24	62.88
R4: 20% FW + 80% Feed	17.49	23.93	23.93	28.33	36.31	42.77	42.77	70.88	77.15
R5: 20% FW + 80% Feed	9.64	10.26	10.26	18.63	29.96	39.89	39.89	54.42	62.98
R6: 50% FW + 50% Feed	5.41	9.33	9.33	18.45	19.03	30.73	43.11	54.03	65.43

Date Day	Tuesday	Wednesday	Thursday	Friday	Monday	Tuesday	Wednesday	Thursday	Friday
	7-May-13	8-May-13	9-May-13	10-May-13	13-May-13	14-May-13	15-May-13	16-May-13	17-May-13
	74	75	76	77	80	81	82	83	84
Cumulative VS Fed (g)									
R1: 100% Feed (Control)	109.61	117.21	124.80	132.40	140.00	149.64	159.28	168.91	178.55
R2: 100% Feed (Control)	109.61	117.21	124.80	132.40	140.00	149.64	159.28	168.91	178.55
R2: 100% Food Waste									
R3: 10% FW + 90% Feed	121.07	129.72	138.37	147.02	155.67	166.31	176.96	187.61	198.26
R4: 20% FW + 80% Feed	135.19	144.89	154.59	164.29	173.99	185.64	197.30	208.96	220.61
R5: 20% FW + 80% Feed	135.19	144.89	154.59	164.29	173.99	185.64	197.30	208.96	220.61
R6: 50% FW + 50% Feed	191.43	205.86	220.29	234.71	249.14	265.33	281.53	297.72	313.92
"Normalized" Cumulative Biogas Production (L)									
R1: 100% Feed (Control)	26.33	32.49	32.49	38.93	50.47	50.47	61.46	61.46	71.95
R2: 100% Feed (Control)	45.34	51.91	51.91	58.78	69.48	69.48	79.59	79.59	90.47
R2: 100% Food Waste									
R3: 10% FW + 90% Feed	71.65	78.91	78.91	87.92	101.22	101.22	113.24	113.24	126.33
R4: 20% FW + 80% Feed	85.67	93.33	93.33	102.98	117.51	117.51	130.43	130.43	145.88
R5: 20% FW + 80% Feed	71.65	79.08	79.08	88.73	105.02	105.02	117.58	117.58	133.30
R6: 50% FW + 50% Feed	79.59	91.74	105.02	110.39	127.90	137.79	148.37	159.33	170.00

Date	Monday	Tuesday	Wednesday	Thursday	Friday	Monday	Tuesday	Wednesday	Thursday
Day	20-May-13	21-May-13	22-May-13	23-May-13	24-May-13	27-May-13	28-May-13	29-May-13	30-May-13
	87	88	89	90	91	94	95	96	97
Cumulative VS Fed (g)									
R1: 100% Feed (Control)	188.19	198.26	208.33	218.41	228.48	238.55	249.42	260.30	271.17
R2: 100% Feed (Control)	188.19	198.26	208.33	218.41	228.48	238.55	249.42	260.30	271.17
R2: 100% Food Waste									
R3: 10% FW + 90% Feed	208.90	220.18	231.45	242.73	254.00	265.28	277.10	288.93	300.75
R4: 20% FW + 80% Feed	232.27	244.75	257.23	269.71	282.19	294.66	307.44	320.21	332.98
R5: 20% FW + 80% Feed	232.27	244.75	257.23	269.71	282.19	294.66	307.44	320.21	332.98
R6: 50% FW + 50% Feed	330.12	348.01	365.91	383.81	401.70	419.60	436.65	453.69	470.74
"Normalized" Cumulative Biogas Production (L)									
R1: 100% Feed (Control)	81.97	86.70	93.78	98.36	105.86	112.11	120.24	127.74	135.24
R2: 100% Feed (Control)	99.29	104.01	112.51	121.01	128.01	133.51	140.01	147.51	155.01
R2: 100% Food Waste									
R3: 10% FW + 90% Feed	139.36	145.79	153.29	161.00	167.67	173.71	181.84	190.59	198.92
R4: 20% FW + 80% Feed	158.80	165.24	175.74	183.44	193.03	201.36	212.19	221.57	230.74
R5: 20% FW + 80% Feed	145.06	151.50	163.25	173.00	181.50	189.38	198.88	207.13	216.13
R6: 50% FW + 50% Feed	184.12	194.42	209.42	223.67	240.30	253.67	271.67	282.92	294.42

Date Day	Friday	Monday	Tuesday	Wednesday	Thursday	NEBRA Abstract Data cutoff	Monday	Tuesday	Wednesday
	31-May-13 98	3-Jun-13 101	4-Jun-13 102	5-Jun-13 103	6-Jun-13 104	7-Jun-13 105	10-Jun-13 108	11-Jun-13 109	12-Jun-13 110
Cumulative VS Fed (g)									
R1: 100% Feed (Control)	282.04	292.92	305.87	318.83	331.79	344.74	357.70	369.58	381.46
R2: 100% Feed (Control)	282.04	292.92	305.87	318.83	331.79	344.74	357.70	369.58	381.46
R2: 100% Food Waste									
R3: 10% FW + 90% Feed	312.57	324.40	338.21	352.02	365.84	379.65	393.46	406.33	419.20
R4: 20% FW + 80% Feed	345.76	358.53	373.20	387.87	402.54	417.21	431.88	445.74	459.60
R5: 20% FW + 80% Feed	345.76	358.53	373.20	387.87	402.54	417.21	431.88	445.74	459.60
R6: 50% FW + 50% Feed	487.79	504.83	523.36	541.89	560.42	578.95	597.47	615.78	634.08
"Normalized" Cumulative Biogas Production (L)									
R1: 100% Feed (Control)	143.05	150.55	160.34	168.67	176.59	185.76	194.51	207.22	214.30
R2: 100% Feed (Control)	162.26	169.76	180.76	188.76	198.01	208.26	219.51	233.26	244.14
R2: 100% Food Waste									
R3: 10% FW + 90% Feed	206.21	213.09	221.63	229.13	237.04	246.42	255.17	266.63	276.21
R4: 20% FW + 80% Feed	240.74	249.49	260.53	269.28	279.90	290.94	302.19	315.94	328.86
R5: 20% FW + 80% Feed	225.88	234.63	245.38	255.63	265.88	277.13	287.88	300.88	312.13
R6: 50% FW + 50% Feed	309.92	324.67	342.67	357.55	373.30	392.30	411.05	429.80	448.80

Date	Thursday	Friday	Monday	Tuesday	Wednesday	Thursday	Friday	Monday
Day	13-Jun-13	14-Jun-13	17-Jun-13	18-Jun-13	19-Jun-13	20-Jun-13	21-Jun-13	24-Jun-13
	111	112	115	116	117	118	119	122
Cumulative VS Fed (g)								
R1: 100% Feed (Control)	393.35	405.23	417.11	427.16	437.21	447.26	457.32	467.37
R2: 100% Feed (Control)	393.35	405.23	417.11	427.16	437.21	447.26	457.32	467.37
R2: 100% Food Waste								
R3: 10% FW + 90% Feed	432.08	444.95	457.82	468.95	480.09	491.22	502.35	513.49
R4: 20% FW + 80% Feed	473.46	487.32	501.18	513.39	525.61	537.83	550.05	562.27
R5: 20% FW + 80% Feed	473.46	487.32	501.18	513.39	525.61	537.83	550.05	562.27
R6: 50% FW + 50% Feed	652.39	670.69	688.99	706.09	723.18	740.27	757.37	774.46
"Normalized" Cumulative Biogas Production (L)								
R1: 100% Feed (Control)	220.55	225.76	231.38	240.34	247.01	247.01	257.63	271.38
R2: 100% Feed (Control)	253.89	261.89	269.64	280.89	289.14	289.14	301.89	307.26
R2: 100% Food Waste								
R3: 10% FW + 90% Feed	284.75	292.25	299.75	311.00	318.50	318.50	330.59	336.84
R4: 20% FW + 80% Feed	341.36	351.57	361.36	372.61	383.03	383.03	400.53	405.53
R5: 20% FW + 80% Feed	322.63	331.63	339.38	352.63	360.13	360.13	369.88	381.63
R6: 50% FW + 50% Feed	466.05	478.30	495.30	515.05	533.55	552.80	563.05	570.55

Date	Tuesday	Wednesday	Thursday	Friday	Monday	Tuesday	Wednesday	Thursday
Day	25-Jun-13	26-Jun-13	27-Jun-13	28-Jun-13	1-Jul-13	2-Jul-13	3-Jul-13	4-Jul-13
	123	124	125	126	129	130	131	132
Cumulative VS Fed (g)								
R1: 100% Feed (Control)	477.63	487.90	498.16	508.43	518.70	528.96	539.23	539.23
R2: 100% Feed (Control)	477.63	487.90	498.16	508.43	518.70	528.96	539.23	539.23
R2: 100% Food Waste								
R3: 10% FW + 90% Feed	524.69	535.88	547.08	558.28	569.48	580.70	591.92	591.92
R4: 20% FW + 80% Feed	574.40	586.52	598.65	610.78	622.91	635.09	647.27	647.27
R5: 20% FW + 80% Feed	574.40	586.52	598.65	610.78	622.91	635.09	647.27	647.27
R6: 50% FW + 50% Feed	790.78	807.11	823.43	839.75	856.07	872.55	889.02	889.02
"Normalized" Cumulative Biogas Production (L)								
R1: 100% Feed (Control)	277.01	283.47	290.34	299.09	308.88	314.51	319.72	328.26
R2: 100% Feed (Control)	311.76	320.51	327.26	336.51	350.51	356.51	363.01	371.26
R2: 100% Food Waste								
R3: 10% FW + 90% Feed	341.63	351.21	359.34	369.54	381.63	388.71	395.79	406.42
R4: 20% FW + 80% Feed	411.78	419.69	427.19	437.82	451.26	457.51	464.59	475.22
R5: 20% FW + 80% Feed	386.63	395.88	403.63	411.50	431.50	442.50	453.25	465.25
R6: 50% FW + 50% Feed	580.42	594.42	606.67	621.92	641.80	653.05	669.05	684.05

Date	Friday	Monday	Tuesday	Wednesday	Thursday	Friday	Monday	Tuesday
Day	5-Jul-13	8-Jul-13	9-Jul-13	10-Jul-13	11-Jul-13	12-Jul-13	15-Jul-13	16-Jul-13
	133	136	137	138	139	140	143	144
Cumulative VS Fed (g)								
R1: 100% Feed (Control)	539.23	539.23	549.25	559.27	569.29	579.31	589.33	599.42
R2: 100% Feed (Control)	539.23	539.23	549.25	559.27	569.29	579.31	589.33	599.42
R2: 100% Food Waste								
R3: 10% FW + 90% Feed	591.92	591.92	602.87	613.82	624.77	635.72	646.66	657.61
R4: 20% FW + 80% Feed	647.27	647.27	659.14	671.02	682.90	694.78	706.65	718.45
R5: 20% FW + 80% Feed	647.27	647.27	659.14	671.02	682.90	694.78	706.65	718.45
R6: 50% FW + 50% Feed	889.02	889.02	905.08	921.13	937.19	953.25	969.30	984.93
"Normalized" Cumulative Biogas Production (L)								
R1: 100% Feed (Control)	328.26	328.26	328.26	328.26	337.63	343.47	354.92	354.92
R2: 100% Feed (Control)	371.26	371.26	371.26	371.26	381.01	389.26	399.01	399.01
R2: 100% Food Waste		0.00	0.00	0.00	0.00	0.00	0.00	0.00
R3: 10% FW + 90% Feed	406.42	406.42	406.42	406.42	418.29	425.59	439.96	439.96
R4: 20% FW + 80% Feed	475.22	475.22	475.22	475.22	488.34	497.92	511.88	511.88
R5: 20% FW + 80% Feed	465.25	465.25	465.25	465.25	478.25	490.50	504.75	504.75
R6: 50% FW + 50% Feed	684.05	684.05	684.05	684.05	703.30	718.05	739.05	739.05

Date	Wednesday	Thursday	Friday	Monday	Tuesday	Wednesday	Thursday	Friday
Day	17-Jul-13	18-Jul-13	19-Jul-13	22-Jul-13	23-Jul-13	24-Jul-13	25-Jul-13	26-Jul-13
	145	146	147	150	151	152	153	154
Cumulative VS Fed (g)								
R1: 100% Feed (Control)	609.52	619.61	629.70	639.80	650.23	660.67	671.11	681.55
R2: 100% Feed (Control)	609.52	619.61	629.70	639.80	650.23	660.67	671.11	681.55
R2: 100% Food Waste								
R3: 10% FW + 90% Feed	668.55	679.50	690.44	701.39	712.85	724.32	735.79	747.26
R4: 20% FW + 80% Feed	730.24	742.04	753.84	765.63	778.13	790.62	803.12	815.61
R5: 20% FW + 80% Feed	730.24	742.04	753.84	765.63	778.13	790.62	803.12	815.61
R6: 50% FW + 50% Feed	1000.56	1016.18	1031.81	1047.44	1064.56	1081.69	1098.81	1115.93
"Normalized" Cumulative Biogas Production (L)								
R1: 100% Feed (Control)	365.34	373.67	380.40	390.67	398.17	405.67	413.38	421.09
R2: 100% Feed (Control)	409.51	417.76	423.91	431.41	438.66	445.91	453.66	461.41
R2: 100% Food Waste	0.00	0.00	0.00	0.00	0.00	0.00	0.00	0.00
R3: 10% FW + 90% Feed	449.96	457.46	464.29	474.29	483.04	492.21	502.21	512.21
R4: 20% FW + 80% Feed	525.01	533.76	542.70	553.32	563.11	573.11	583.32	593.53
R5: 20% FW + 80% Feed	518.00	528.00	538.02	548.27	559.02	568.77	578.77	588.77
R6: 50% FW + 50% Feed	760.05	773.55	784.85	799.60	813.72	828.22	842.67	857.17

Date Day				Start Feeding and Wasting New R2 (Control)		
				Friday 19-Apr-13 56	Monday 22-Apr-13 59	Tuesday 23-Apr-13 60
	Average @ 28d SRT after reseeding of R2	L/g VS Fed ft³/lb VS Fed		Average @ 22d SRT after reseeding of R2		
Gas Yield (L/g VS Fed)						
R1: 100% Feed (Control)	0.10	0.51	8.13	0.51	0.00	0.14 0.05
R2: 100% Feed (Control)	0.18	0.60	9.58	0.60	0.00	0.15 0.05
R2: 100% Food Waste	0.67	0.00				
R3: 10% FW + 90% Feed	0.33	0.65	10.45	0.65	0.00	0.20 0.07
R4: 20% FW + 80% Feed	0.43	0.70	11.16	0.70	0.00	0.91 0.31
R5: 20% FW + 80% Feed	0.32	0.65	10.49	0.65	0.00	0.82 0.28
R6: 50% FW + 50% Feed	0.17	0.66	10.58	0.66	0.00	0.23 0.08
	Average @ 28d SRT after reseeding of R2			Average @ 22d SRT after reseeding of R2		
Gas Yield (mL/g VS Fed)						
R1: 100% Feed (Control)	95.31			508	0.00	142.24 48.02
R2: 100% Feed (Control)	175.48			598	0.00	151.72 51.22
R2: 100% Food Waste						
R3: 10% FW + 90% Feed	333.84			653	0.00	198.47 66.99
R4: 20% FW + 80% Feed	429.13			696	0.00	914.52 308.59
R5: 20% FW + 80% Feed	322.34			655	0.00	819.78 276.62
R6: 50% FW + 50% Feed	165.53			661	0.00	234.20 78.98

Date Day	Wednesday	Thursday	Friday	Monday	Tuesday	Wednesday	Thursday	Friday	SRT changed to 22 days Monday 6-May-13 73
	24-Apr-13	25-Apr-13	26-Apr-13	29-Apr-13	30-Apr-13	1-May-13	2-May-13	3-May-13	
	61	62	63	66	67	68	69	70	

Gas Yield (L/g VS Fed)

R1: 100% Feed (Control)	0.05	0.04	0.04	0.07	0.19	0.17	0.16	0.14	0.19
R2: 100% Feed (Control)	0.06	0.08	0.06	0.20	0.30	0.35	0.32	0.35	0.37
R2: 100% Food Waste									
R3: 10% FW + 90% Feed	0.34	0.44	0.37	0.39	0.40	0.48	0.44	0.52	0.56
R4: 20% FW + 80% Feed	0.40	0.44	0.37	0.37	0.43	0.45	0.41	0.62	0.61
R5: 20% FW + 80% Feed	0.22	0.19	0.16	0.25	0.35	0.42	0.38	0.48	0.50
R6: 50% FW + 50% Feed	0.09	0.12	0.10	0.17	0.16	0.23	0.29	0.34	0.37

Gas Yield (mL/g VS Fed)

R1: 100% Feed (Control)	47.73	44.64	37.29	70.32	189.72	170.79	155.28	142.36	191.22
R2: 100% Feed (Control)	62.23	76.66	64.05	201.55	303.00	351.32	319.44	349.06	372.55
R2: 100% Food Waste									
R3: 10% FW + 90% Feed	344.56	444.84	371.64	392.90	404.38	484.47	440.41	523.56	559.26
R4: 20% FW + 80% Feed	401.26	440.81	368.25	374.35	426.37	451.86	410.68	623.77	614.73
R5: 20% FW + 80% Feed	221.06	188.97	157.87	246.16	351.78	421.48	383.07	478.92	501.87
R6: 50% FW + 50% Feed	88.32	122.40	102.24	173.55	158.92	230.69	293.99	337.56	369.64

Date	Tuesday	Wednesday	Thursday	Friday	Monday	Tuesday	Wednesday	Thursday	Friday
Day	7-May-13	8-May-13	9-May-13	10-May-13	13-May-13	14-May-13	15-May-13	16-May-13	17-May-13
	74	75	76	77	80	81	82	83	84

Gas Yield (L/g VS Fed)									
R1: 100% Feed (Control)	0.24	0.28	0.26	0.29	0.36	0.34	0.39	0.36	0.40
R2: 100% Feed (Control)	0.41	0.44	0.42	0.44	0.50	0.46	0.50	0.47	0.51
R2: 100% Food Waste									
R3: 10% FW + 90% Feed	0.59	0.61	0.57	0.60	0.65	0.61	0.64	0.60	0.64
R4: 20% FW + 80% Feed	0.63	0.64	0.60	0.63	0.68	0.63	0.66	0.62	0.66
R5: 20% FW + 80% Feed	0.53	0.55	0.51	0.54	0.60	0.57	0.60	0.56	0.60
R6: 50% FW + 50% Feed	0.42	0.45	0.48	0.47	0.51	0.52	0.53	0.54	0.54

Gas Yield (mL/g VS Fed)									
R1: 100% Feed (Control)	240.22	277.20	260.32	294.01	360.52	337.30	385.87	363.85	402.98
R2: 100% Feed (Control)	413.68	442.89	415.93	443.93	496.33	464.36	499.71	471.20	506.69
R2: 100% Food Waste									
R3: 10% FW + 90% Feed	591.81	608.27	570.25	598.01	650.26	608.63	639.92	603.60	637.21
R4: 20% FW + 80% Feed	633.65	644.11	603.70	626.84	675.40	632.99	661.07	624.19	661.25
R5: 20% FW + 80% Feed	530.00	545.77	511.53	540.11	603.61	565.71	595.92	562.68	604.25
R6: 50% FW + 50% Feed	415.77	445.64	476.75	470.31	513.36	519.31	527.01	535.17	541.54

Date	Monday	Tuesday	Wednesday	Thursday	Friday	Monday	Tuesday	Wednesday	Thursday
Day	20-May-13	21-May-13	22-May-13	23-May-13	24-May-13	27-May-13	28-May-13	29-May-13	30-May-13
	87	88	89	90	91	94	95	96	97

Gas Yield (L/g VS Fed)

R1: 100% Feed (Control)	0.44	0.44	0.45	0.45	0.46	0.47	0.48	0.49	0.50
R2: 100% Feed (Control)	0.53	0.52	0.54	0.55	0.56	0.56	0.56	0.57	0.57
R2: 100% Food Waste									
R3: 10% FW + 90% Feed	0.67	0.66	0.66	0.66	0.66	0.65	0.66	0.66	0.66
R4: 20% FW + 80% Feed	0.68	0.68	0.68	0.68	0.68	0.68	0.69	0.69	0.69
R5: 20% FW + 80% Feed	0.62	0.62	0.63	0.64	0.64	0.64	0.65	0.65	0.65
R6: 50% FW + 50% Feed	0.56	0.56	0.57	0.58	0.60	0.60	0.62	0.62	0.63

Gas Yield (mL/g VS Fed)

R1: 100% Feed (Control)	435.59	437.27	450.13	450.36	463.34	469.98	482.06	490.74	498.72
R2: 100% Feed (Control)	527.61	524.62	540.06	554.07	560.29	559.69	561.35	566.71	571.65
R2: 100% Food Waste									
R3: 10% FW + 90% Feed	667.08	662.16	662.31	663.30	660.10	654.82	656.20	659.63	661.41
R4: 20% FW + 80% Feed	683.68	675.13	683.19	680.16	684.05	683.36	690.20	691.95	692.94
R5: 20% FW + 80% Feed	624.55	619.01	634.66	641.45	643.20	642.69	646.89	646.85	649.06
R6: 50% FW + 50% Feed	557.74	558.66	572.33	582.77	598.19	604.56	622.18	623.60	625.44

Date Day	Friday	Monday	Tuesday	Wednesday	Thursday	NEBRA Abstract Data cutoff	Monday	Tuesday	Wednesday
	31-May-13 98	3-Jun-13 101	4-Jun-13 102	5-Jun-13 103	6-Jun-13 104	7-Jun-13 105	10-Jun-13 108	11-Jun-13 109	12-Jun-13 110

Gas Yield (L/g VS Fed)

R1: 100% Feed (Control)	0.51	0.51	0.52	0.53	0.53	0.54	0.54	0.56	0.56
R2: 100% Feed (Control)	0.58	0.58	0.59	0.59	0.60	0.60	0.61	0.63	0.64
R2: 100% Food Waste									
R3: 10% FW + 90% Feed	0.66	0.66	0.66	0.65	0.65	0.65	0.65	0.66	0.66
R4: 20% FW + 80% Feed	0.70	0.70	0.70	0.69	0.70	0.70	0.70	0.71	0.72
R5: 20% FW + 80% Feed	0.65	0.65	0.66	0.66	0.66	0.66	0.67	0.68	0.68
R6: 50% FW + 50% Feed	0.64	0.64	0.65	0.66	0.67	0.68	0.69	0.70	0.71

Gas Yield (mL/g VS Fed)

R1: 100% Feed (Control)	507.19	513.97	524.21	529.04	532.25	538.83	543.78	560.68	561.78
R2: 100% Feed (Control)	575.31	579.56	590.97	592.05	596.81	604.11	613.68	631.16	640.00
R2: 100% Food Waste									
R3: 10% FW + 90% Feed	659.72	656.87	655.30	650.89	647.95	649.07	648.52	656.18	658.89
R4: 20% FW + 80% Feed	696.26	695.86	698.09	694.25	695.34	697.35	699.71	708.81	715.54
R5: 20% FW + 80% Feed	653.28	654.41	657.49	659.05	660.50	664.23	666.56	675.00	679.13
R6: 50% FW + 50% Feed	635.36	643.13	654.75	659.81	666.10	677.60	687.97	697.97	707.79

Date	Thursday	Friday	Monday	Tuesday	Wednesday	Thursday	Friday	Monday
Day	13-Jun-13	14-Jun-13	17-Jun-13	18-Jun-13	19-Jun-13	20-Jun-13	21-Jun-13	24-Jun-13
	111	112	115	116	117	118	119	122

Gas Yield (L/g VS Fed)

R1: 100% Feed (Control)	0.56	0.56	0.55	0.56	0.56	0.55	0.56	0.58
R2: 100% Feed (Control)	0.65	0.65	0.65	0.66	0.66	0.65	0.66	0.66
R2: 100% Food Waste								
R3: 10% FW + 90% Feed	0.66	0.66	0.65	0.66	0.66	0.65	0.66	0.66
R4: 20% FW + 80% Feed	0.72	0.72	0.72	0.73	0.73	0.71	0.73	0.72
R5: 20% FW + 80% Feed	0.68	0.68	0.68	0.69	0.69	0.67	0.67	0.68
R6: 50% FW + 50% Feed	0.71	0.71	0.72	0.73	0.74	0.75	0.74	0.74

Gas Yield (mL/g VS Fed)

R1: 100% Feed (Control)	560.70	557.11	554.73	562.65	564.96	552.26	563.36	580.66
R2: 100% Feed (Control)	645.46	646.27	646.44	657.57	661.32	646.46	660.13	657.43
R2: 100% Food Waste								
R3: 10% FW + 90% Feed	659.03	656.83	654.74	663.19	663.43	648.39	658.07	655.97
R4: 20% FW + 80% Feed	720.99	721.44	721.03	725.78	728.73	712.17	728.17	721.24
R5: 20% FW + 80% Feed	681.43	680.52	677.16	686.85	685.16	669.59	672.45	678.73
R6: 50% FW + 50% Feed	714.37	713.14	718.87	729.44	737.78	746.74	743.42	736.70

Date	Tuesday	Wednesday	Thursday	Friday	Monday	Tuesday	Wednesday	Thursday
Day	25-Jun-13	26-Jun-13	27-Jun-13	28-Jun-13	1-Jul-13	2-Jul-13	3-Jul-13	4-Jul-13
	123	124	125	126	129	130	131	132

Gas Yield (L/g VS Fed)								
R1: 100% Feed (Control)	0.58	0.58	0.58	0.59	0.60	0.59	0.59	0.61
R2: 100% Feed (Control)	0.65	0.66	0.66	0.66	0.68	0.67	0.67	0.69
R2: 100% Food Waste								
R3: 10% FW + 90% Feed	0.65	0.66	0.66	0.66	0.67	0.67	0.67	0.69
R4: 20% FW + 80% Feed	0.72	0.72	0.71	0.72	0.72	0.72	0.72	0.73
R5: 20% FW + 80% Feed	0.67	0.67	0.67	0.67	0.69	0.70	0.70	0.72
R6: 50% FW + 50% Feed	0.73	0.74	0.74	0.74	0.75	0.75	0.75	0.77

Gas Yield (mL/g VS Fed)								
R1: 100% Feed (Control)	579.96	580.99	582.82	588.26	595.50	594.58	592.91	608.75
R2: 100% Feed (Control)	652.73	656.93	656.94	661.87	675.76	673.99	673.21	688.51
R2: 100% Food Waste								
R3: 10% FW + 90% Feed	651.11	655.38	656.82	661.93	670.14	669.38	668.66	686.61
R4: 20% FW + 80% Feed	716.89	715.56	713.59	716.82	724.43	720.38	717.77	734.19
R5: 20% FW + 80% Feed	673.10	674.95	674.22	673.73	692.72	696.76	700.26	718.80
R6: 50% FW + 50% Feed	733.98	736.48	736.76	740.60	749.70	748.44	752.56	769.44

Date	Friday	Monday	Tuesday	Wednesday	Thursday	Friday	Monday	Tuesday
Day	5-Jul-13	8-Jul-13	9-Jul-13	10-Jul-13	11-Jul-13	12-Jul-13	15-Jul-13	16-Jul-13
	133	136	137	138	139	140	143	144

Gas Yield (L/g VS Fed)

R1: 100% Feed (Control)	0.61	0.61	0.60	0.59	0.59	0.59	0.60	0.59
R2: 100% Feed (Control)	0.69	0.69	0.68	0.66	0.67	0.67	0.68	0.67
R2: 100% Food Waste								
R3: 10% FW + 90% Feed	0.69	0.69	0.67	0.66	0.67	0.67	0.68	0.67
R4: 20% FW + 80% Feed	0.73	0.73	0.72	0.71	0.72	0.72	0.72	0.71
R5: 20% FW + 80% Feed	0.72	0.72	0.71	0.69	0.70	0.71	0.71	0.70
R6: 50% FW + 50% Feed	0.77	0.77	0.76	0.74	0.75	0.75	0.76	0.75

Gas Yield (mL/g VS Fed)

R1: 100% Feed (Control)	608.75	608.75	597.65	586.94	593.08	592.89	602.25	592.11
R2: 100% Feed (Control)	688.51	688.51	675.95	663.84	669.28	671.94	677.06	665.66
R2: 100% Food Waste								
R3: 10% FW + 90% Feed	686.61	686.61	674.14	662.12	669.52	669.46	680.35	669.03
R4: 20% FW + 80% Feed	734.19	734.19	720.96	708.20	715.10	716.67	724.38	712.48
R5: 20% FW + 80% Feed	718.80	718.80	705.84	693.35	700.33	705.99	714.29	702.56
R6: 50% FW + 50% Feed	769.44	769.44	755.79	742.61	750.43	753.26	762.45	750.35

Date	Wednesday	Thursday	Friday	Monday	Tuesday	Wednesday	Thursday	Friday
Day	17-Jul-13	18-Jul-13	19-Jul-13	22-Jul-13	23-Jul-13	24-Jul-13	25-Jul-13	26-Jul-13
	145	146	147	150	151	152	153	154

Gas Yield (L/g VS Fed)

R1: 100% Feed (Control)	0.60	0.60	0.60	0.61	0.61	0.61	0.62	0.62
R2: 100% Feed (Control)	0.67	0.67	0.67	0.67	0.67	0.67	0.68	0.68
R2: 100% Food Waste								
R3: 10% FW + 90% Feed	0.67	0.67	0.67	0.68	0.68	0.68	0.68	0.69
R4: 20% FW + 80% Feed	0.72	0.72	0.72	0.72	0.72	0.72	0.73	0.73
R5: 20% FW + 80% Feed	0.71	0.71	0.71	0.72	0.72	0.72	0.72	0.72
R6: 50% FW + 50% Feed	0.76	0.76	0.76	0.76	0.76	0.77	0.77	0.77

Gas Yield (mL/g VS Fed)

R1: 100% Feed (Control)	599.40	603.08	604	610.62	612.35	614.03	615.96	617.84
R2: 100% Feed (Control)	671.87	674.24	673	674.30	674.62	674.94	675.99	677.01
R2: 100% Food Waste								
R3: 10% FW + 90% Feed	673.04	673.23	672	676.22	677.61	679.54	682.54	685.45
R4: 20% FW + 80% Feed	718.95	719.31	720	722.70	723.68	724.89	726.32	727.71
R5: 20% FW + 80% Feed	709.35	711.55	714	716.09	718.41	719.39	720.65	721.87
R6: 50% FW + 50% Feed	759.62	761.23	761	763.38	764.37	765.68	766.89	768.12

Date Day		Start Feeding and Wasting New R2 (Control)				
		Friday 19-Apr-13 56	Monday 22-Apr-13 59	Tuesday 23-Apr-13 60		
VS Destroyed (g) (Using Running Average)		Average @ 28d SRT after reseeding of R2	Average @ 22d SRT after reseeding of R2			
R1: 100% Feed (Control)		6.08	7	5.99	9.05	5.95
R2: 100% Feed (Control)		6.04	7	6.47	9.05	5.84
R2: 100% Food Waste						
R3: 10% FW + 90% Feed		6.87	7	6.81	9.95	6.68
R4: 20% FW + 80% Feed		7.94	8	7.99	11.10	7.81
R5: 20% FW + 80% Feed		8.09	8	8.15	11.10	8.03
R6: 50% FW + 50% Feed		12.29	13	12.42	15.58	12.34
Cumulative VS Destroyed (g) (Using Running Average)		Average @ 28d SRT after reseeding of R2	Average @ 22d SRT after reseeding of R2			
R1: 100% Feed (Control)		38.04	245	5.99	15.05	21.00
R2: 100% Feed (Control)		38.08	244	6.47	15.52	21.37
R2: 100% Food Waste						
R3: 10% FW + 90% Feed		42.77	276	6.81	16.76	23.44
R4: 20% FW + 80% Feed		49.50	320	7.99	19.09	26.90
R5: 20% FW + 80% Feed		50.39	322	8.15	19.24	27.27
R6: 50% FW + 50% Feed		76.02	498	12.42	28.00	40.34

Date Day	Wednesday	Thursday	Friday	Monday	Tuesday	Wednesday	Thursday	Friday	SRT changed to 22 days Monday 6-May-13 73
	24-Apr-13	25-Apr-13	26-Apr-13	29-Apr-13	30-Apr-13	1-May-13	2-May-13	3-May-13	
	61	62	63	66	67	68	69	70	
VS Destroyed (g) (Using Running Average)									
R1: 100% Feed (Control)	5.85	5.86	5.88	5.86	5.75	5.38	5.56	5.77	6.79
R2: 100% Feed (Control)	5.83	5.75	5.69	5.70	5.64	5.30	5.44	5.67	6.68
R2: 100% Food Waste									
R3: 10% FW + 90% Feed	6.62	6.58	6.56	6.63	6.57	6.28	6.36	6.55	7.56
R4: 20% FW + 80% Feed	7.73	7.70	7.69	7.82	7.57	7.34	7.34	7.27	8.83
R5: 20% FW + 80% Feed	7.93	7.92	7.93	7.93	7.68	7.40	7.45	7.44	9.04
R6: 50% FW + 50% Feed	12.19	12.20	12.23	12.12	11.77	11.51	11.46	11.32	13.97
Cumulative VS Destroyed (g) (Using Running Average)									
R1: 100% Feed (Control)	26.85	32.71	38.59	44.45	50.20	55.59	61.14	66.91	73.71
R2: 100% Feed (Control)	27.20	32.95	38.64	44.34	49.98	55.28	60.73	66.40	73.08
R2: 100% Food Waste									
R3: 10% FW + 90% Feed	30.06	36.64	43.20	49.83	56.40	62.68	69.04	75.59	83.15
R4: 20% FW + 80% Feed	34.63	42.34	50.03	57.85	65.42	72.76	80.10	87.37	96.20
R5: 20% FW + 80% Feed	35.20	43.13	51.05	58.98	66.67	74.07	81.52	88.97	98.00
R6: 50% FW + 50% Feed	52.53	64.73	76.96	89.08	100.85	112.36	123.82	135.14	149.11

	Tuesday	Wednesday	Thursday	Friday	Monday	Tuesday	Wednesday	Thursday	Friday
Date	7-May-13	8-May-13	9-May-13	10-May-13	13-May-13	14-May-13	15-May-13	16-May-13	17-May-13
Day	74	75	76	77	80	81	82	83	84
VS Destroyed (g) (Using Running Average)									
R1: 100% Feed (Control)	6.70	6.53	6.35	6.32	6.34	6.28	6.22	6.28	6.27
R2: 100% Feed (Control)	6.62	6.49	6.27	6.23	6.01	6.20	6.23	6.20	6.36
R2: 100% Food Waste									
R3: 10% FW + 90% Feed	7.44	7.26	7.09	7.02	7.11	7.04	6.99	7.04	7.02
R4: 20% FW + 80% Feed	8.75	8.61	8.36	8.29	8.39	8.31	8.27	8.28	8.23
R5: 20% FW + 80% Feed	8.88	8.79	8.49	8.30	8.59	8.49	8.43	8.47	8.41
R6: 50% FW + 50% Feed	13.79	13.66	13.34	13.15	13.32	13.23	13.17	13.15	13.09
Cumulative VS Destroyed (g) (Using Running Average)									
R1: 100% Feed (Control)	80.41	86.94	93.30	99.62	105.96	112.23	118.45	124.73	131.00
R2: 100% Feed (Control)	79.70	86.19	92.46	98.69	104.70	110.90	117.14	123.34	129.70
R2: 100% Food Waste									
R3: 10% FW + 90% Feed	90.59	97.85	104.94	111.96	119.08	126.12	133.12	140.16	147.18
R4: 20% FW + 80% Feed	104.95	113.56	121.92	130.21	138.60	146.91	155.18	163.46	171.69
R5: 20% FW + 80% Feed	106.88	115.67	124.16	132.47	141.06	149.55	157.98	166.45	174.86
R6: 50% FW + 50% Feed	162.90	176.56	189.90	203.06	216.38	229.61	242.78	255.93	269.02

Date	Monday	Tuesday	Wednesday	Thursday	Friday	Monday	Tuesday	Wednesday	Thursday
Day	20-May-13	21-May-13	22-May-13	23-May-13	24-May-13	27-May-13	28-May-13	29-May-13	30-May-13
	87	88	89	90	91	94	95	96	97

VS Destroyed (g) (Using Running Average)

R1: 100% Feed (Control)	6.37	6.28	6.18	6.32	6.33	6.53	6.40	6.36	6.47
R2: 100% Feed (Control)	6.28	5.99	5.42	6.03	6.32	6.35	6.23	6.10	6.30
R2: 100% Food Waste									
R3: 10% FW + 90% Feed	7.01	7.06	7.21	7.11	7.03	7.65	7.21	7.00	7.28
R4: 20% FW + 80% Feed	8.32	8.14	8.08	8.19	8.09	8.54	8.28	8.12	8.33
R5: 20% FW + 80% Feed	8.40	8.16	7.79	8.21	8.35	8.57	8.36	8.22	8.41
R6: 50% FW + 50% Feed	13.73	13.10	12.72	13.18	12.97	13.31	13.04	12.92	13.04

Cumulative VS Destroyed (g) (Using Running Average)

R1: 100% Feed (Control)	137.37	143.65	149.84	156.15	162.48	169.01	175.41	181.77	188.24
R2: 100% Feed (Control)	135.98	141.97	147.39	153.41	159.73	166.08	172.30	178.41	184.71
R2: 100% Food Waste									
R3: 10% FW + 90% Feed	154.19	161.25	168.46	175.57	182.59	190.24	197.45	204.45	211.73
R4: 20% FW + 80% Feed	180.01	188.15	196.23	204.42	212.50	221.04	229.32	237.45	245.78
R5: 20% FW + 80% Feed	183.26	191.42	199.21	207.42	215.77	224.34	232.70	240.92	249.34
R6: 50% FW + 50% Feed	282.75	295.85	308.57	321.75	334.72	348.03	361.07	373.99	387.02

Date Day	Friday	Monday	Tuesday	Wednesday	Thursday	NEBRA Abstract Data cutoff	Monday	Tuesday	Wednesday
	31-May-13 98	3-Jun-13 101	4-Jun-13 102	5-Jun-13 103	6-Jun-13 104	7-Jun-13 105	10-Jun-13 108	11-Jun-13 109	12-Jun-13 110
VS Destroyed (g) (Using Running Average)									
R1: 100% Feed (Control)	6.41	6.54	6.40	6.59	6.57	6.30	6.66	6.25	6.32
R2: 100% Feed (Control)	6.33	6.55	6.53	6.51	6.70	6.57	6.74	6.56	6.38
R2: 100% Food Waste									
R3: 10% FW + 90% Feed	7.08	7.19	7.07	7.06	7.23	7.19	7.28	7.15	7.15
R4: 20% FW + 80% Feed	8.25	8.31	8.26	8.45	8.40	8.23	8.50	8.42	8.42
R5: 20% FW + 80% Feed	8.36	8.50	8.40	8.45	8.54	8.46	8.64	8.44	8.42
R6: 50% FW + 50% Feed	12.88	13.24	12.94	12.90	13.02	12.79	13.17	12.99	12.82
Cumulative VS Destroyed (g) (Using Running Average)									
R1: 100% Feed (Control)	194.65	201.19	207.58	214.17	220.74	227.04	233.70	239.95	246.27
R2: 100% Feed (Control)	191.03	197.58	204.12	210.63	217.33	223.90	230.64	237.20	243.58
R2: 100% Food Waste									
R3: 10% FW + 90% Feed	218.81	226.00	233.07	240.13	247.36	254.55	261.83	268.99	276.13
R4: 20% FW + 80% Feed	254.03	262.34	270.60	279.05	287.46	295.69	304.19	312.60	321.02
R5: 20% FW + 80% Feed	257.70	266.19	274.60	283.05	291.59	300.05	308.69	317.12	325.54
R6: 50% FW + 50% Feed	399.91	413.15	426.09	438.98	452.00	464.79	477.97	490.96	503.78

Date	Thursday	Friday	Monday	Tuesday	Wednesday	Thursday	Friday	Monday
Day	13-Jun-13	14-Jun-13	17-Jun-13	18-Jun-13	19-Jun-13	20-Jun-13	21-Jun-13	24-Jun-13
	111	112	115	116	117	118	119	122
VS Destroyed (g) (Using Running Average)								
R1: 100% Feed (Control)	6.33	5.88	6.27	6.16	6.06	6.15	0.00	6.86
R2: 100% Feed (Control)	6.64	6.46	6.78	6.65	6.52	6.63	0.00	6.78
R2: 100% Food Waste								
R3: 10% FW + 90% Feed	7.23	7.14	7.39	7.33	7.27	7.32	0.00	7.44
R4: 20% FW + 80% Feed	8.48	8.43	8.65	8.48	8.30	8.46	0.00	8.62
R5: 20% FW + 80% Feed	8.50	8.35	8.66	8.29	7.93	8.28	0.00	8.27
R6: 50% FW + 50% Feed	13.05	13.06	13.17	13.12	13.06	13.11	0.00	13.26
Cumulative VS Destroyed (g) (Using Running Average)								
R1: 100% Feed (Control)	252.59	258.47	264.74	270.90	276.96	283.11	283.11	289.97
R2: 100% Feed (Control)	250.22	256.68	263.46	270.11	276.63	283.26	283.26	290.04
R2: 100% Food Waste								
R3: 10% FW + 90% Feed	283.36	290.50	297.90	305.23	312.50	319.82	319.82	327.26
R4: 20% FW + 80% Feed	329.50	337.93	346.58	355.06	363.36	371.82	371.82	380.44
R5: 20% FW + 80% Feed	334.04	342.40	351.05	359.34	367.28	375.55	375.55	383.83
R6: 50% FW + 50% Feed	516.82	529.89	543.06	556.18	569.24	582.34	582.34	595.60

Date	Tuesday	Wednesday	Thursday	Friday	Monday	Tuesday	Wednesday	Thursday
Day	25-Jun-13	26-Jun-13	27-Jun-13	28-Jun-13	1-Jul-13	2-Jul-13	3-Jul-13	4-Jul-13
	123	124	125	126	129	130	131	132
VS Destroyed (g) (Using Running Average)								
R1: 100% Feed (Control)	6.68	6.64	6.67	6.53	7.02	0.00	6.76	10.41
R2: 100% Feed (Control)	6.64	6.50	6.63	6.72	6.94	0.00	6.67	10.41
R2: 100% Food Waste								
R3: 10% FW + 90% Feed	7.32	7.30	7.31	7.19	8.00	0.00	7.29	11.43
R4: 20% FW + 80% Feed	8.49	8.47	8.47	8.35	8.56	0.00	8.47	12.51
R5: 20% FW + 80% Feed	8.08	8.17	8.06	7.76	8.65	0.00	8.45	12.51
R6: 50% FW + 50% Feed	13.04	13.16	13.00	12.63	13.36	0.00	12.93	17.20
Cumulative VS Destroyed (g) (Using Running Average)								
R1: 100% Feed (Control)	296.64	303.29	309.96	316.49	323.51	323.51	330.27	340.68
R2: 100% Feed (Control)	296.68	303.17	309.80	316.53	323.47	323.47	330.14	340.55
R2: 100% Food Waste								
R3: 10% FW + 90% Feed	334.58	341.88	349.19	356.38	364.39	364.39	371.68	383.11
R4: 20% FW + 80% Feed	388.93	397.40	405.87	414.22	422.78	422.78	431.25	443.76
R5: 20% FW + 80% Feed	391.90	400.08	408.14	415.89	424.54	424.54	432.98	445.50
R6: 50% FW + 50% Feed	608.64	621.80	634.79	647.43	660.78	660.78	673.71	690.92

Date	Friday	Monday	Tuesday	Wednesday	Thursday	Friday	Monday	Tuesday
Day	5-Jul-13	8-Jul-13	9-Jul-13	10-Jul-13	11-Jul-13	12-Jul-13	15-Jul-13	16-Jul-13
	133	136	137	138	139	140	143	144

VS Destroyed (g) (Using Running Average)

R1: 100% Feed (Control)	10.41	10.41	7.03	7.14	7.02	6.90	7.17	7.04
R2: 100% Feed (Control)	10.41	10.41	7.05	7.04	7.04	6.83	7.15	7.12
R2: 100% Food Waste								
R3: 10% FW + 90% Feed	11.43	11.43	7.85	7.98	7.83	7.69	8.03	7.86
R4: 20% FW + 80% Feed	12.51	12.51	9.08	9.52	9.06	8.59	8.85	8.73
R5: 20% FW + 80% Feed	12.51	12.51	8.91	9.10	8.89	8.67	9.04	8.71
R6: 50% FW + 50% Feed	17.20	17.20	13.29	13.48	13.25	13.02	13.28	13.01

Cumulative VS Destroyed (g) (Using Running Average)

R1: 100% Feed (Control)	351.09	361.51	368.54	375.68	382.70	389.61	396.78	403.82
R2: 100% Feed (Control)	350.96	361.38	368.43	375.47	382.51	389.34	396.49	403.61
R2: 100% Food Waste								
R3: 10% FW + 90% Feed	394.54	405.97	413.82	421.80	429.64	437.33	445.36	453.22
R4: 20% FW + 80% Feed	456.27	468.79	477.87	487.39	496.45	505.04	513.89	522.62
R5: 20% FW + 80% Feed	458.01	470.52	479.43	488.53	497.42	506.09	515.13	523.85
R6: 50% FW + 50% Feed	708.12	725.33	738.62	752.10	765.35	778.37	791.65	804.66

Date	Wednesday	Thursday	Friday	Monday	Tuesday	Wednesday	Thursday	Friday
Day	17-Jul-13	18-Jul-13	19-Jul-13	22-Jul-13	23-Jul-13	24-Jul-13	25-Jul-13	26-Jul-13
	145	146	147	150	151	152	153	154
VS Destroyed (g) (Using Running Average)								
R1: 100% Feed (Control)	7.08	7.03	6.86	6.93	6.94	6.89	6.94	7.00
R2: 100% Feed (Control)	7.08	7.11	6.90	6.94	6.87	6.80	6.87	6.86
R2: 100% Food Waste								
R3: 10% FW + 90% Feed	7.71	7.84	7.81	7.81	7.79	7.66	7.80	7.92
R4: 20% FW + 80% Feed	8.78	8.71	8.53	8.84	8.69	8.70	8.69	8.52
R5: 20% FW + 80% Feed	8.63	8.69	8.44	8.76	8.51	8.59	8.51	8.17
R6: 50% FW + 50% Feed	12.97	12.97	12.72	13.01	12.77	12.70	12.77	12.60
Cumulative VS Destroyed (g) (Using Running Average)								
R1: 100% Feed (Control)	410.90	417.93	424.79	431.72	438.65	445.54	452.48	459.48
R2: 100% Feed (Control)	410.69	417.79	424.69	431.63	438.49	445.29	452.16	459.02
R2: 100% Food Waste								
R3: 10% FW + 90% Feed	460.92	468.77	476.58	484.39	492.19	499.85	507.64	515.56
R4: 20% FW + 80% Feed	531.40	540.11	548.64	557.48	566.17	574.87	583.56	592.08
R5: 20% FW + 80% Feed	532.48	541.17	549.61	558.38	566.88	575.47	583.98	592.15
R6: 50% FW + 50% Feed	817.63	830.59	843.31	856.33	869.10	881.79	894.57	907.17

Date Day				Start Feeding and Wasting New R2 (Control)		
				Friday 19-Apr-13 56	Monday 22-Apr-13 59	Tuesday 23-Apr-13 60
Gas Yield (L/g VS Destroyed) (Using Running Average)	Average @ 28d SRT after reseeding of R2	L/g VS Destroyed	ft³/lb VS Destroyed	Average @ 22d SRT after reseeding of R2		
R1: 100% Feed (Control)	0.12	0.76	12.19	0.76	0.00	0.09 0.06
R2: 100% Feed (Control)	0.23	0.90	14.41	0.90	0.00	0.09 0.06
R2: 100% Food Waste						
R3: 10% FW + 90% Feed	0.43	0.95	15.23	0.95	0.00	0.12 0.08
R4: 20% FW + 80% Feed	0.49	0.96	15.43	0.96	0.00	0.53 0.38
R5: 20% FW + 80% Feed	0.36	0.90	14.37	0.90	0.00	0.47 0.33
R6: 50% FW + 50% Feed	0.18	0.82	13.08	0.82	0.00	0.13 0.09
Gas Yield (mL/g VS Destroyed) (Using Running Average)	Average @ 28d SRT after reseeding of R2			Average @ 22d SRT after reseeding of R2		
R1: 100% Feed (Control)	120.86			761	0.00	85.58 61.32
R2: 100% Feed (Control)	231.46			900	0.00	88.48 64.28
R2: 100% Food Waste						
R3: 10% FW + 90% Feed	434.18			951	0.00	117.83 84.23
R4: 20% FW + 80% Feed	494.12			963	0.00	531.76 377.33
R5: 20% FW + 80% Feed	356.70			897	0.00	472.81 333.61
R6: 50% FW + 50% Feed	182.42			817	0.00	130.30 90.43

Date Day	Wednesday	Thursday	Friday	Monday	Tuesday	Wednesday	Thursday	Friday	SRT changed to 22 days Monday 6-May-13 73
	24-Apr-13	25-Apr-13	26-Apr-13	29-Apr-13	30-Apr-13	1-May-13	2-May-13	3-May-13	
	61	62	63	66	67	68	69	70	

**Gas Yield (L/g VS Destroyed)
(Using Running Average)**

R1: 100% Feed (Control)	0.06	0.06	0.05	0.10	0.26	0.24	0.22	0.20	0.26
R2: 100% Feed (Control)	0.08	0.10	0.09	0.28	0.42	0.49	0.45	0.49	0.52
R2: 100% Food Waste									
R3: 10% FW + 90% Feed	0.45	0.59	0.50	0.53	0.55	0.65	0.59	0.70	0.76
R4: 20% FW + 80% Feed	0.51	0.57	0.48	0.49	0.56	0.59	0.53	0.81	0.80
R5: 20% FW + 80% Feed	0.27	0.24	0.20	0.32	0.45	0.54	0.49	0.61	0.64
R6: 50% FW + 50% Feed	0.10	0.14	0.12	0.21	0.19	0.27	0.35	0.40	0.44

**Gas Yield (mL/g VS Destroyed)
(Using Running Average)**

R1: 100% Feed (Control)	63.15	60.36	51.16	97.52	262.03	236.65	215.15	196.59	264.64
R2: 100% Feed (Control)	81.27	102.90	87.76	280.21	420.34	489.49	445.61	485.76	520.02
R2: 100% Food Waste									
R3: 10% FW + 90% Feed	447.68	590.38	500.71	534.46	546.78	654.94	594.61	704.36	756.17
R4: 20% FW + 80% Feed	505.01	565.17	478.28	489.67	555.03	587.82	533.96	811.24	801.92
R5: 20% FW + 80% Feed	273.70	237.85	200.92	315.80	449.36	538.60	489.35	611.70	642.65
R6: 50% FW + 50% Feed	102.95	144.21	121.29	207.17	188.74	273.49	348.17	399.84	438.79

Date	Tuesday	Wednesday	Thursday	Friday	Monday	Tuesday	Wednesday	Thursday	Friday
Day	7-May-13	8-May-13	9-May-13	10-May-13	13-May-13	14-May-13	15-May-13	16-May-13	17-May-13
	74	75	76	77	80	81	82	83	84

Gas Yield (L/g VS Destroyed) (Using Running Average)									
R1: 100% Feed (Control)	0.33	0.37	0.35	0.39	0.48	0.45	0.52	0.49	0.55
R2: 100% Feed (Control)	0.57	0.60	0.56	0.60	0.66	0.63	0.68	0.65	0.70
R2: 100% Food Waste									
R3: 10% FW + 90% Feed	0.79	0.81	0.75	0.79	0.85	0.80	0.85	0.81	0.86
R4: 20% FW + 80% Feed	0.82	0.82	0.77	0.79	0.85	0.80	0.84	0.80	0.85
R5: 20% FW + 80% Feed	0.67	0.68	0.64	0.67	0.74	0.70	0.74	0.71	0.76
R6: 50% FW + 50% Feed	0.49	0.52	0.55	0.54	0.59	0.60	0.61	0.62	0.63

Gas Yield (mL/g VS Destroyed) (Using Running Average)									
R1: 100% Feed (Control)	327.45	373.69	348.24	390.77	476.34	449.71	518.86	492.74	549.26
R2: 100% Feed (Control)	568.91	602.27	561.42	595.57	663.63	626.54	679.48	645.30	697.56
R2: 100% Food Waste									
R3: 10% FW + 90% Feed	790.98	806.39	751.93	785.25	850.07	802.59	850.69	807.94	858.32
R4: 20% FW + 80% Feed	816.26	821.86	765.49	790.89	847.82	799.88	840.51	797.92	849.67
R5: 20% FW + 80% Feed	670.38	683.64	636.88	669.87	744.53	702.26	744.24	706.39	762.36
R6: 50% FW + 50% Feed	488.59	519.59	553.03	543.62	591.08	600.10	611.13	622.57	631.92

Date	Monday	Tuesday	Wednesday	Thursday	Friday	Monday	Tuesday	Wednesday	Thursday
Day	20-May-13	21-May-13	22-May-13	23-May-13	24-May-13	27-May-13	28-May-13	29-May-13	30-May-13
	87	88	89	90	91	94	95	96	97

**Gas Yield (L/g VS Destroyed)
(Using Running Average)**

R1: 100% Feed (Control)	0.60	0.60	0.63	0.63	0.65	0.66	0.69	0.70	0.72
R2: 100% Feed (Control)	0.73	0.73	0.76	0.79	0.80	0.80	0.81	0.83	0.84
R2: 100% Food Waste									
R3: 10% FW + 90% Feed	0.90	0.90	0.91	0.92	0.92	0.91	0.92	0.93	0.94
R4: 20% FW + 80% Feed	0.88	0.88	0.90	0.90	0.91	0.91	0.93	0.93	0.94
R5: 20% FW + 80% Feed	0.79	0.79	0.82	0.83	0.84	0.84	0.85	0.86	0.87
R6: 50% FW + 50% Feed	0.65	0.66	0.68	0.70	0.72	0.73	0.75	0.76	0.76

**Gas Yield (mL/g VS Destroyed)
(Using Running Average)**

R1: 100% Feed (Control)	596.72	603.50	625.87	629.91	651.53	663.34	685.48	702.74	718.42
R2: 100% Feed (Control)	730.20	732.64	763.38	788.80	801.42	803.91	812.59	826.84	839.24
R2: 100% Food Waste									
R3: 10% FW + 90% Feed	903.81	904.17	909.98	917.05	918.27	913.12	920.92	932.18	939.49
R4: 20% FW + 80% Feed	882.17	878.23	895.56	897.40	908.35	910.96	925.30	933.12	938.78
R5: 20% FW + 80% Feed	791.58	791.47	819.49	834.07	841.20	844.15	854.64	859.72	866.81
R6: 50% FW + 50% Feed	651.18	657.16	678.68	695.17	717.90	728.87	752.40	756.50	760.73

Date Day	Friday	Monday	Tuesday	Wednesday	Thursday	NEBRA Abstract Data cutoff	Monday	Tuesday	Wednesday
	31-May-13 98	3-Jun-13 101	4-Jun-13 102	5-Jun-13 103	6-Jun-13 104	7-Jun-13 105	10-Jun-13 108	11-Jun-13 109	12-Jun-13 110
Gas Yield (L/g VS Destroyed) (Using Running Average)									
R1: 100% Feed (Control)	0.73	0.75	0.77	0.79	0.80	0.82	0.83	0.86	0.87
R2: 100% Feed (Control)	0.85	0.86	0.89	0.90	0.91	0.93	0.95	0.98	1.00
R2: 100% Food Waste									
R3: 10% FW + 90% Feed	0.94	0.94	0.95	0.95	0.96	0.97	0.97	0.99	1.00
R4: 20% FW + 80% Feed	0.95	0.95	0.96	0.96	0.97	0.98	0.99	1.01	1.02
R5: 20% FW + 80% Feed	0.88	0.88	0.89	0.90	0.91	0.92	0.93	0.95	0.96
R6: 50% FW + 50% Feed	0.77	0.79	0.80	0.81	0.83	0.84	0.86	0.88	0.89
Gas Yield (mL/g VS Destroyed) (Using Running Average)									
R1: 100% Feed (Control)	734.92	748.30	772.42	787.57	800.00	818.16	832.30	863.588174	870.196101
R2: 100% Feed (Control)	849.40	859.20	885.59	896.20	911.11	930.17	951.76	983.401563	1002.29327
R2: 100% Food Waste									
R3: 10% FW + 90% Feed	942.41	942.85	950.89	954.19	958.30	968.05	974.55	991.227273	1000.27814
R4: 20% FW + 80% Feed	947.66	951.00	962.77	964.97	973.71	983.96	993.44	1010.68481	1024.42323
R5: 20% FW + 80% Feed	876.53	881.41	893.59	903.12	911.81	923.61	932.59	948.772647	958.802914
R6: 50% FW + 50% Feed	774.98	785.84	804.22	814.49	825.87	844.02	859.99	875.420692	890.857368

Date	Thursday	Friday	Monday	Tuesday	Wednesday	Thursday	Friday	Monday
Day	13-Jun-13	14-Jun-13	17-Jun-13	18-Jun-13	19-Jun-13	20-Jun-13	21-Jun-13	24-Jun-13
	111	112	115	116	117	118	119	122

**Gas Yield (L/g VS Destroyed)
(Using Running Average)**

R1: 100% Feed (Control)	0.87	0.87	0.87	0.89	0.89	0.87	0.91	0.94
R2: 100% Feed (Control)	1.01	1.02	1.02	1.04	1.05	1.02	1.07	1.06
R2: 100% Food Waste								
R3: 10% FW + 90% Feed	1.00	1.01	1.01	1.02	1.02	1.00	1.03	1.03
R4: 20% FW + 80% Feed	1.04	1.04	1.04	1.05	1.05	1.03	1.08	1.07
R5: 20% FW + 80% Feed	0.97	0.97	0.97	0.98	0.98	0.96	0.98	0.99
R6: 50% FW + 50% Feed	0.90	0.90	0.91	0.93	0.94	0.95	0.97	0.96

**Gas Yield (mL/g VS Destroyed)
(Using Running Average)**

R1: 100% Feed (Control)	873.147808	873.431363	874.008183	887.190364	891.839813	872.481513	910.011166	935.914325
R2: 100% Feed (Control)	1014.66617	1020.29132	1023.43279	1039.88595	1045.21598	1020.74702	1065.7585	1059.38169
R2: 100% Food Waste								
R3: 10% FW + 90% Feed	1004.903	1006.01501	1006.22253	1018.90844	1019.20074	995.885613	1033.6675	1029.25063
R4: 20% FW + 80% Feed	1035.98169	1040.35541	1042.63802	1049.43133	1054.12141	1030.13839	1077.20397	1065.9322
R5: 20% FW + 80% Feed	965.82459	968.54863	966.745952	981.30649	980.532765	958.923494	984.885169	994.271815
R6: 50% FW + 50% Feed	901.747519	902.637798	912.048843	926.049043	937.29778	949.259987	966.861276	957.928252

Date	Tuesday	Wednesday	Thursday	Friday	Monday	Tuesday	Wednesday	Thursday
Day	25-Jun-13	26-Jun-13	27-Jun-13	28-Jun-13	1-Jul-13	2-Jul-13	3-Jul-13	4-Jul-13
	123	124	125	126	129	130	131	132

Gas Yield (L/g VS Destroyed) (Using Running Average)								
R1: 100% Feed (Control)	0.93	0.93	0.94	0.95	0.95	0.97	0.97	0.96
R2: 100% Feed (Control)	1.05	1.06	1.06	1.06	1.08	1.10	1.10	1.09
R2: 100% Food Waste								
R3: 10% FW + 90% Feed	1.02	1.03	1.03	1.04	1.05	1.07	1.06	1.06
R4: 20% FW + 80% Feed	1.06	1.06	1.05	1.06	1.07	1.08	1.08	1.07
R5: 20% FW + 80% Feed	0.99	0.99	0.99	0.99	1.02	1.04	1.05	1.04
R6: 50% FW + 50% Feed	0.95	0.96	0.96	0.96	0.97	0.99	0.99	0.99

Gas Yield (mL/g VS Destroyed) (Using Running Average)								
R1: 100% Feed (Control)	933.8052	934.652234	936.713735	945.035813	954.789111	972.1765768	968.0526913	963.5348599
R2: 100% Feed (Control)	1050.8497	1057.19619	1056.35786	1063.14419	1083.616545	1102.165648	1099.589067	1090.190825
R2: 100% Food Waste								
R3: 10% FW + 90% Feed	1021.05914	1027.2868	1029.05601	1036.92636	1047.314774	1066.753842	1064.890345	1060.846822
R4: 20% FW + 80% Feed	1058.73987	1056.10658	1052.54432	1056.97779	1067.358225	1082.141355	1077.315132	1070.881769
R5: 20% FW + 80% Feed	986.540145	989.505196	988.954932	989.441973	1016.402051	1042.312519	1046.80889	1044.343857
R6: 50% FW + 50% Feed	953.63626	955.974643	955.700375	960.605376	971.2652841	988.2905402	993.0730792	990.0549288

Date	Friday	Monday	Tuesday	Wednesday	Thursday	Friday	Monday	Tuesday
Day	5-Jul-13	8-Jul-13	9-Jul-13	10-Jul-13	11-Jul-13	12-Jul-13	15-Jul-13	16-Jul-13
	133	136	137	138	139	140	143	144

**Gas Yield (L/g VS Destroyed)
(Using Running Average)**

R1: 100% Feed (Control)	0.93	0.91	0.89	0.87	0.88	0.88	0.89	0.88
R2: 100% Feed (Control)	1.06	1.03	1.01	0.99	1.00	1.00	1.01	0.99
R2: 100% Food Waste								
R3: 10% FW + 90% Feed	1.03	1.00	0.98	0.96	0.97	0.97	0.99	0.97
R4: 20% FW + 80% Feed	1.04	1.01	0.99	0.98	0.98	0.99	1.00	0.98
R5: 20% FW + 80% Feed	1.02	0.99	0.97	0.95	0.96	0.97	0.98	0.96
R6: 50% FW + 50% Feed	0.97	0.94	0.93	0.91	0.92	0.92	0.93	0.92

**Gas Yield (mL/g VS Destroyed)
(Using Running Average)**

R1: 100% Feed (Control)	934.9563263	908.0242427	890.6921982	873.7693646	882.23605	881.573524	894.5131975	878.9154006
R2: 100% Feed (Control)	1057.843481	1027.360396	1007.696295	988.7889656	996.084445	999.799511	1006.353186	988.6122662
R2: 100% Food Waste								
R3: 10% FW + 90% Feed	1030.107558	1001.09954	982.10673	963.5266601	973.596429	973.151796	987.8788991	970.7509336
R4: 20% FW + 80% Feed	1041.514762	1013.71544	994.4537157	975.0249967	983.672709	985.908587	996.098494	979.4605908
R5: 20% FW + 80% Feed	1015.813183	988.799926	970.4262922	952.3460606	961.466538	969.19672	979.8492917	963.5492894
R6: 50% FW + 50% Feed	966.0006238	943.0874378	926.1183853	909.5153306	918.920898	922.501873	933.5516906	918.4550295

Date	Wednesday	Thursday	Friday	Monday	Tuesday	Wednesday	Thursday	Friday
Day	17-Jul-13	18-Jul-13	19-Jul-13	22-Jul-13	23-Jul-13	24-Jul-13	25-Jul-13	26-Jul-13
	145	146	147	150	151	152	153	154

**Gas Yield (L/g VS Destroyed)
(Using Running Average)**

R1: 100% Feed (Control)	0.89	0.89	0.90	0.90	0.91	0.91	0.91	0.92
R2: 100% Feed (Control)	1.00	1.00	1.00	1.00	1.00	1.00	1.00	1.01
R2: 100% Food Waste								
R3: 10% FW + 90% Feed	0.98	0.98	0.97	0.98	0.98	0.98	0.99	0.99
R4: 20% FW + 80% Feed	0.99	0.99	0.99	0.99	0.99	1.00	1.00	1.00
R5: 20% FW + 80% Feed	0.97	0.98	0.98	0.98	0.99	0.99	0.99	0.99
R6: 50% FW + 50% Feed	0.93	0.93	0.93	0.93	0.94	0.94	0.94	0.94

**Gas Yield (mL/g VS Destroyed)
(Using Running Average)**

R1: 100% Feed (Control)	889.1185256	894.0970539	895	904.9217467	907.7100215	910.5134665	913.5864614	916.4452008
R2: 100% Feed (Control)	997.1418815	999.9284936	998	999.5076102	1000.390681	1001.40568	1003.333782	1005.216571
R2: 100% Food Waste								
R3: 10% FW + 90% Feed	976.2134337	975.8781326	974	979.1428922	981.4162324	984.7152648	989.2898805	993.4973385
R4: 20% FW + 80% Feed	987.9695007	988.2407338	989	992.5416015	994.6062901	996.9416106	999.5888031	1002.45093
R5: 20% FW + 80% Feed	972.8075497	975.658963	979	981.893746	986.1218321	988.3408972	991.0625492	994.2773839
R6: 50% FW + 50% Feed	929.5739345	931.3168952	931	933.7511887	936.2847796	939.2448262	941.9870896	944.8862166

Date Day	Start Feeding and Wasting New R2 (Control)			
	Friday 19-Apr-13 56	Monday 22-Apr-13 59	Tuesday 23-Apr-13 60	
	Average @ 28d SRT after reseeding of R2	Average @ 22d SRT after reseeding of R2		
VS Destroyed (g) (Using Daily)				
R1: 100% Feed (Control)	5.71	6	5.99	9.05 5.72
R2: 100% Feed (Control)	5.66	6	6.47	9.05 5.62
R2: 100% Food Waste				
R3: 10% FW + 90% Feed	6.47	7	6.81	9.95 6.44
R4: 20% FW + 80% Feed	7.50	8	7.99	11.10 7.54
R5: 20% FW + 80% Feed	7.65	8	8.15	11.10 7.76
R6: 50% FW + 50% Feed	11.70	12	12.42	15.58 11.98
Cumulative VS Destroyed (g) (Using Daily VS Destroyed)				
R1: 100% Feed (Control)		239	5.99	15.05 20.77
R2: 100% Feed (Control)		238	6.47	15.52 21.14
R2: 100% Food Waste				
R3: 10% FW + 90% Feed		268	6.81	16.76 23.19
R4: 20% FW + 80% Feed		306	7.99	19.09 26.63
R5: 20% FW + 80% Feed		309	8.15	19.24 27.00
R6: 50% FW + 50% Feed		471	12.42	28.00 39.98

Date Day	Wednesday	Thursday	Friday	Monday	Tuesday	Wednesday	Thursday	Friday	SRT changed to 22 days Monday 6-May-13 73
	24-Apr-13	25-Apr-13	26-Apr-13	29-Apr-13	30-Apr-13	1-May-13	2-May-13	3-May-13	
	61	62	63	66	67	68	69	70	
VS Destroyed (g) (Using Daily)									
R1: 100% Feed (Control)	5.68	5.72	5.77	5.77	4.77	4.51	4.77	5.06	5.98
R2: 100% Feed (Control)	5.66	5.62	5.57	5.61	4.66	4.43	4.66	4.96	5.87
R2: 100% Food Waste									
R3: 10% FW + 90% Feed	6.43	6.44	6.44	6.52	5.51	5.34	5.51	5.78	6.81
R4: 20% FW + 80% Feed	7.53	7.54	7.56	7.71	6.42	6.31	6.42	6.44	7.87
R5: 20% FW + 80% Feed	7.73	7.76	7.79	7.81	6.53	6.38	6.53	6.60	8.08
R6: 50% FW + 50% Feed	11.92	11.98	12.05	11.96	10.23	10.14	10.23	10.20	12.82
Cumulative VS Destroyed (g) (Using Daily VS Destroyed)									
R1: 100% Feed (Control)	26.45	32.17	37.93	43.70	48.47	52.99	57.76	62.82	68.80
R2: 100% Feed (Control)	26.80	32.41	37.98	43.59	48.25	52.68	57.34	62.30	68.17
R2: 100% Food Waste									
R3: 10% FW + 90% Feed	29.62	36.06	42.50	49.02	54.53	59.88	65.39	71.17	77.99
R4: 20% FW + 80% Feed	34.16	41.70	49.26	56.96	63.38	69.69	76.11	82.54	90.41
R5: 20% FW + 80% Feed	34.73	42.49	50.28	58.10	64.63	71.00	77.53	84.14	92.22
R6: 50% FW + 50% Feed	51.90	63.88	75.94	87.90	98.13	108.28	118.51	128.71	141.53

Date	Tuesday	Wednesday	Thursday	Friday	Monday	Tuesday	Wednesday	Thursday	Friday
Day	7-May-13	8-May-13	9-May-13	10-May-13	13-May-13	14-May-13	15-May-13	16-May-13	17-May-13
	74	75	76	77	80	81	82	83	84

VS Destroyed (g) (Using Daily)									
R1: 100% Feed (Control)	4.09	4.11	4.09	4.20	4.35	6.32	6.26	6.32	6.31
R2: 100% Feed (Control)	4.01	4.06	4.01	4.11	4.02	6.24	6.27	6.24	6.39
R2: 100% Food Waste									
R3: 10% FW + 90% Feed	4.82	4.83	4.82	4.89	5.11	7.04	6.99	7.04	7.02
R4: 20% FW + 80% Feed	5.86	5.93	5.86	5.95	6.19	8.07	8.04	8.07	8.03
R5: 20% FW + 80% Feed	5.99	6.11	5.99	5.96	6.39	8.25	8.21	8.25	8.21
R6: 50% FW + 50% Feed	10.41	10.52	10.41	10.41	10.74	12.46	12.44	12.46	12.43
Cumulative VS Destroyed (g) (Using Daily VS Destroyed)									
R1: 100% Feed (Control)	72.89	77.00	81.09	85.29	89.63	95.95	102.21	108.53	114.83
R2: 100% Feed (Control)	72.18	76.25	80.25	84.36	88.38	94.62	100.89	107.14	113.53
R2: 100% Food Waste									
R3: 10% FW + 90% Feed	82.80	87.63	92.45	97.34	102.45	109.49	116.48	123.52	130.54
R4: 20% FW + 80% Feed	96.27	102.20	108.06	114.01	120.19	128.27	136.31	144.38	152.41
R5: 20% FW + 80% Feed	98.21	104.32	110.31	116.26	122.65	130.90	139.11	147.37	155.58
R6: 50% FW + 50% Feed	151.94	162.46	172.87	183.28	194.02	206.49	218.93	231.39	243.82

Date	Monday	Tuesday	Wednesday	Thursday	Friday	Monday	Tuesday	Wednesday	Thursday
Day	20-May-13	21-May-13	22-May-13	23-May-13	24-May-13	27-May-13	28-May-13	29-May-13	30-May-13
	87	88	89	90	91	94	95	96	97

VS Destroyed (g) (Using Daily)

R1: 100% Feed (Control)	6.41	6.73	6.61	6.73	6.73	6.91	7.54	7.46	7.54
R2: 100% Feed (Control)	6.32	6.44	5.85	6.44	6.71	6.73	7.37	7.20	7.37
R2: 100% Food Waste									
R3: 10% FW + 90% Feed	7.00	7.66	7.78	7.66	7.55	8.15	8.23	7.99	8.23
R4: 20% FW + 80% Feed	8.13	8.74	8.66	8.74	8.62	9.05	9.06	8.88	9.06
R5: 20% FW + 80% Feed	8.21	8.76	8.37	8.76	8.88	9.09	9.14	8.97	9.14
R6: 50% FW + 50% Feed	13.10	14.13	13.70	14.13	13.88	14.19	13.06	12.94	13.06

**Cumulative VS Destroyed (g)
(Using Daily VS Destroyed)**

R1: 100% Feed (Control)	121.24	127.97	134.58	141.30	148.03	154.94	162.48	169.94	177.48
R2: 100% Feed (Control)	119.85	126.28	132.13	138.57	145.28	152.01	159.37	166.58	173.94
R2: 100% Food Waste									
R3: 10% FW + 90% Feed	137.54	145.20	152.98	160.64	168.19	176.35	184.58	192.56	200.79
R4: 20% FW + 80% Feed	160.53	169.28	177.94	186.68	195.30	204.35	213.41	222.29	231.35
R5: 20% FW + 80% Feed	163.79	172.55	180.92	189.68	198.56	207.65	216.79	225.76	234.90
R6: 50% FW + 50% Feed	256.92	271.04	284.75	298.87	312.75	326.94	340.00	352.93	365.99

Date Day	Friday	Monday	Tuesday	Wednesday	Thursday	NEBRA Abstract Data cutoff	Monday	Tuesday	Wednesday
	31-May-13 98	3-Jun-13 101	4-Jun-13 102	5-Jun-13 103	6-Jun-13 104	7-Jun-13 105	10-Jun-13 108	11-Jun-13 109	12-Jun-13 110
VS Destroyed (g) (Using Daily)									
R1: 100% Feed (Control)	7.44	7.54	9.38	9.49	9.38	9.04	9.32	7.80	7.83
R2: 100% Feed (Control)	7.36	7.55	9.52	9.41	9.52	9.30	9.41	8.11	7.89
R2: 100% Food Waste									
R3: 10% FW + 90% Feed	8.00	8.08	9.87	9.77	9.87	9.75	9.77	8.66	8.62
R4: 20% FW + 80% Feed	8.95	8.99	10.76	10.88	10.76	10.52	10.73	9.80	9.76
R5: 20% FW + 80% Feed	9.06	9.18	10.90	10.88	10.90	10.75	10.87	9.82	9.76
R6: 50% FW + 50% Feed	12.91	13.26	14.39	14.31	14.39	14.12	14.47	14.04	13.84
Cumulative VS Destroyed (g) (Using Daily VS Destroyed)									
R1: 100% Feed (Control)	184.91	192.45	201.83	211.32	220.71	229.75	239.07	246.87	254.69
R2: 100% Feed (Control)	181.30	188.85	198.37	207.78	217.30	226.60	236.01	244.12	252.01
R2: 100% Food Waste									
R3: 10% FW + 90% Feed	208.79	216.88	226.74	236.51	246.37	256.13	265.90	274.57	283.18
R4: 20% FW + 80% Feed	240.30	249.29	260.05	270.93	281.69	292.22	302.95	312.74	322.50
R5: 20% FW + 80% Feed	243.96	253.14	264.05	274.93	285.83	296.58	307.44	317.26	327.02
R6: 50% FW + 50% Feed	378.90	392.16	406.55	420.86	435.26	449.38	463.85	477.89	491.73

Date	Thursday	Friday	Monday	Tuesday	Wednesday	Thursday	Friday	Monday
Day	13-Jun-13	14-Jun-13	17-Jun-13	18-Jun-13	19-Jun-13	20-Jun-13	21-Jun-13	24-Jun-13
	111	112	115	116	117	118	119	122

VS Destroyed (g) (Using Daily)

R1: 100% Feed (Control)	7.80	7.32	7.67	5.74	5.65	5.74	0.00	6.47
R2: 100% Feed (Control)	8.11	7.90	8.19	6.23	6.11	6.23	0.00	6.39
R2: 100% Food Waste								
R3: 10% FW + 90% Feed	8.66	8.54	8.76	6.97	6.92	6.97	0.00	7.11
R4: 20% FW + 80% Feed	9.80	9.71	9.90	8.09	7.93	8.09	0.00	8.27
R5: 20% FW + 80% Feed	9.82	9.63	9.90	7.91	7.56	7.91	0.00	7.92
R6: 50% FW + 50% Feed	14.04	14.03	14.12	12.86	12.81	12.86	0.00	13.02

**Cumulative VS Destroyed (g)
(Using Daily VS Destroyed)**

R1: 100% Feed (Control)	262.49	269.81	277.47	283.22	288.87	294.61	294.61	301.09
R2: 100% Feed (Control)	260.12	268.01	276.20	282.43	288.54	294.77	294.77	301.16
R2: 100% Food Waste								
R3: 10% FW + 90% Feed	291.84	300.38	309.14	316.11	323.03	330.00	330.00	337.11
R4: 20% FW + 80% Feed	332.30	342.01	351.91	360.00	367.93	376.03	376.03	384.30
R5: 20% FW + 80% Feed	336.84	346.47	356.38	364.29	371.85	379.76	379.76	387.68
R6: 50% FW + 50% Feed	505.77	519.80	533.92	546.78	559.59	572.45	572.45	585.47

Date	Tuesday	Wednesday	Thursday	Friday	Monday	Tuesday	Wednesday	Thursday
Day	25-Jun-13	26-Jun-13	27-Jun-13	28-Jun-13	1-Jul-13	2-Jul-13	3-Jul-13	4-Jul-13
	123	124	125	126	129	130	131	132

VS Destroyed (g) (Using Daily)								
---------------------------------------	--	--	--	--	--	--	--	--

R1: 100% Feed (Control)	6.51	6.48	6.51	6.37	6.87	0.00	6.61	0.00
R2: 100% Feed (Control)	6.47	6.33	6.47	6.57	6.79	0.00	6.52	0.00
R2: 100% Food Waste								
R3: 10% FW + 90% Feed	7.06	7.04	7.06	6.95	7.76	0.00	7.08	0.00
R4: 20% FW + 80% Feed	8.06	8.05	8.06	7.95	8.17	0.00	8.13	0.00
R5: 20% FW + 80% Feed	7.65	7.75	7.65	7.35	8.25	0.00	8.11	0.00
R6: 50% FW + 50% Feed	12.05	12.19	12.05	11.71	12.45	0.00	12.20	0.00

Cumulative VS Destroyed (g) (Using Daily VS Destroyed)								
---	--	--	--	--	--	--	--	--

R1: 100% Feed (Control)	307.60	314.08	320.59	326.96	333.83	333.83	340.44	340.44
R2: 100% Feed (Control)	307.63	313.96	320.43	327.00	333.79	333.79	340.31	340.31
R2: 100% Food Waste								
R3: 10% FW + 90% Feed	344.17	351.21	358.27	365.21	372.97	372.97	380.05	380.05
R4: 20% FW + 80% Feed	392.36	400.40	408.46	416.41	424.57	424.57	432.71	432.71
R5: 20% FW + 80% Feed	395.33	403.08	410.73	418.08	426.33	426.33	434.44	434.44
R6: 50% FW + 50% Feed	597.52	609.71	621.76	633.47	645.92	645.92	658.12	658.12

Date	Friday	Monday	Tuesday	Wednesday	Thursday	Friday	Monday	Tuesday
Day	5-Jul-13	8-Jul-13	9-Jul-13	10-Jul-13	11-Jul-13	12-Jul-13	15-Jul-13	16-Jul-13
	133	136	137	138	139	140	143	144

VS Destroyed (g) (Using Daily)

R1: 100% Feed (Control)	0.00	0.00	6.65	6.76	6.65	6.54	6.81	6.76
R2: 100% Feed (Control)	0.00	0.00	6.67	6.67	6.67	6.46	6.79	6.83
R2: 100% Food Waste								
R3: 10% FW + 90% Feed	0.00	0.00	7.38	7.51	7.38	7.24	7.59	7.42
R4: 20% FW + 80% Feed	0.00	0.00	8.46	8.91	8.46	8.00	8.27	8.08
R5: 20% FW + 80% Feed	0.00	0.00	8.29	8.49	8.29	8.08	8.46	8.06
R6: 50% FW + 50% Feed	0.00	0.00	12.16	12.38	12.16	11.95	12.23	11.56

**Cumulative VS Destroyed (g)
(Using Daily VS Destroyed)**

R1: 100% Feed (Control)	340.44	340.44	347.09	353.85	360.50	367.04	373.85	380.61
R2: 100% Feed (Control)	340.31	340.31	346.98	353.64	360.31	366.77	373.56	380.40
R2: 100% Food Waste								
R3: 10% FW + 90% Feed	380.05	380.05	387.43	394.94	402.32	409.56	417.15	424.56
R4: 20% FW + 80% Feed	432.71	432.71	441.16	450.07	458.53	466.53	474.80	482.88
R5: 20% FW + 80% Feed	434.44	434.44	442.73	451.22	459.50	467.58	476.04	484.11
R6: 50% FW + 50% Feed	658.12	658.12	670.28	682.65	694.82	706.77	719.00	730.55

Date	Wednesday	Thursday	Friday	Monday	Tuesday	Wednesday	Thursday	Friday
Day	17-Jul-13	18-Jul-13	19-Jul-13	22-Jul-13	23-Jul-13	24-Jul-13	25-Jul-13	26-Jul-13
	145	146	147	150	151	152	153	154

VS Destroyed (g) (Using Daily)

R1: 100% Feed (Control)	6.80	6.76	6.59	6.66	7.02	6.97	7.02	7.08
R2: 100% Feed (Control)	6.80	6.83	6.63	6.67	6.95	6.87	6.95	6.94
R2: 100% Food Waste								
R3: 10% FW + 90% Feed	7.28	7.42	7.40	7.40	7.90	7.77	7.90	8.02
R4: 20% FW + 80% Feed	8.14	8.08	7.91	8.23	8.77	8.79	8.77	8.60
R5: 20% FW + 80% Feed	7.99	8.06	7.82	8.15	8.59	8.68	8.59	8.25
R6: 50% FW + 50% Feed	11.53	11.56	11.33	11.65	12.90	12.83	12.90	12.73

**Cumulative VS Destroyed (g)
(Using Daily VS Destroyed)**

R1: 100% Feed (Control)	387.41	394.17	400.76	407.42	414.44	421.40	428.42	435.49
R2: 100% Feed (Control)	387.20	394.03	400.66	407.33	414.28	421.15	428.10	435.03
R2: 100% Food Waste								
R3: 10% FW + 90% Feed	431.84	439.26	446.65	454.05	461.95	469.72	477.63	485.64
R4: 20% FW + 80% Feed	491.02	499.10	507.00	515.24	524.01	532.80	541.58	550.18
R5: 20% FW + 80% Feed	492.10	500.16	507.98	516.13	524.73	533.40	542.00	550.25
R6: 50% FW + 50% Feed	742.09	753.65	764.98	776.63	789.53	802.35	815.25	827.98

Start Feeding and Wasting New R2 (Control)

Friday
19-Apr-13
56

Monday
22-Apr-13
59

Tuesday
23-Apr-13
60

**Date
Day**

Gas Yield (L/g VS Destroyed)(Using Daily VS Destroyed)	Average @ 28d SRT after reseedling of R2	L/g VS Destroyed		Average @ 22d SRT after reseedling of R2	0.00	0.09	0.06
		L/g VS Destroyed	ft ³ /lb VS Destroyed				
R1: 100% Feed (Control)	0.13	0.78	12.56	0.78	0.00	0.09	0.06
R2: 100% Feed (Control)	0.24	0.93	14.90	0.93	0.00	0.09	0.06
R2: 100% Food Waste							
R3: 10% FW + 90% Feed	0.45	0.99	15.83	0.99	0.00	0.12	0.09
R4: 20% FW + 80% Feed	0.51	1.01	16.21	1.01	0.00	0.53	0.38
R5: 20% FW + 80% Feed	0.37	0.94	15.08	0.94	0.00	0.47	0.34
R6: 50% FW + 50% Feed	0.19	0.87	13.86	0.87	0.00	0.13	0.09

Gas Yield (mL/g VS Destroyed)(Using Daily VS Destroyed)	Average @ 28d SRT after reseedling of R2	Average @ 22d SRT after reseedling of R2		0.00	85.58	62.00
		799	941			
R1: 100% Feed (Control)	125.55	799	941	0.00	85.58	62.00
R2: 100% Feed (Control)	241.22			0.00	88.48	64.97
R2: 100% Food Waste						
R3: 10% FW + 90% Feed	448.75	993		0.00	117.83	85.13
R4: 20% FW + 80% Feed	508.08	1017		0.00	531.76	381.15
R5: 20% FW + 80% Feed	367.26	952		0.00	472.81	336.94
R6: 50% FW + 50% Feed	187.83	879		0.00	130.30	91.24

Date Day	Wednesday	Thursday	Friday	Monday	Tuesday	Wednesday	Thursday	Friday	SRT changed to 22 days Monday 6-May-13 73
	24-Apr-13	25-Apr-13	26-Apr-13	29-Apr-13	30-Apr-13	1-May-13	2-May-13	3-May-13	
	61	62	63	66	67	68	69	70	
Gas Yield (L/g VS Destroyed)(Using Daily VS Destroyed)									
R1: 100% Feed (Control)	0.06	0.06	0.05	0.10	0.27	0.25	0.23	0.21	0.28
R2: 100% Feed (Control)	0.08	0.10	0.09	0.29	0.44	0.51	0.47	0.52	0.56
R2: 100% Food Waste									
R3: 10% FW + 90% Feed	0.45	0.60	0.51	0.54	0.57	0.69	0.63	0.75	0.81
R4: 20% FW + 80% Feed	0.51	0.57	0.49	0.50	0.57	0.61	0.56	0.86	0.85
R5: 20% FW + 80% Feed	0.28	0.24	0.20	0.32	0.46	0.56	0.51	0.65	0.68
R6: 50% FW + 50% Feed	0.10	0.15	0.12	0.21	0.19	0.28	0.36	0.42	0.46
Gas Yield (mL/g VS Destroyed)(Using Daily VS Destroyed)									
R1: 100% Feed (Control)	64.10	61.37	52.04	99.20	271.38	248.26	227.74	209.40	283.53
R2: 100% Feed (Control)	82.49	104.61	89.26	285.04	435.41	513.63	471.89	517.67	557.47
R2: 100% Food Waste									
R3: 10% FW + 90% Feed	454.21	599.88	509.00	543.29	565.47	685.59	627.77	748.05	806.25
R4: 20% FW + 80% Feed	511.99	573.77	485.75	497.28	572.88	613.67	561.93	858.69	853.26
R5: 20% FW + 80% Feed	277.42	241.40	204.00	320.61	463.53	561.84	514.52	646.80	682.99
R6: 50% FW + 50% Feed	104.20	146.12	122.93	209.95	193.96	283.81	363.78	419.82	462.31

Date	Tuesday	Wednesday	Thursday	Friday	Monday	Tuesday	Wednesday	Thursday	Friday
Day	7-May-13	8-May-13	9-May-13	10-May-13	13-May-13	14-May-13	15-May-13	16-May-13	17-May-13
	74	75	76	77	80	81	82	83	84

Gas Yield (L/g VS Destroyed)(Using Daily VS Destroyed)									
R1: 100% Feed (Control)	0.36	0.42	0.40	0.46	0.56	0.53	0.60	0.57	0.63
R2: 100% Feed (Control)	0.63	0.68	0.65	0.70	0.79	0.73	0.79	0.74	0.80
R2: 100% Food Waste									
R3: 10% FW + 90% Feed	0.87	0.90	0.85	0.90	0.99	0.92	0.97	0.92	0.97
R4: 20% FW + 80% Feed	0.89	0.91	0.86	0.90	0.98	0.92	0.96	0.90	0.96
R5: 20% FW + 80% Feed	0.73	0.76	0.72	0.76	0.86	0.80	0.85	0.80	0.86
R6: 50% FW + 50% Feed	0.52	0.56	0.61	0.60	0.66	0.67	0.68	0.69	0.70

Gas Yield (mL/g VS Destroyed)(Using Daily VS Destroyed)									
R1: 100% Feed (Control)	361.23	421.95	400.66	456.42	563.10	526.02	601.32	566.31	626.59
R2: 100% Feed (Control)	628.18	680.82	646.81	696.73	786.22	734.35	788.86	742.90	796.90
R2: 100% Food Waste									
R3: 10% FW + 90% Feed	865.35	900.43	853.52	903.20	988.01	924.48	972.17	916.76	967.74
R4: 20% FW + 80% Feed	889.82	913.17	863.65	903.29	977.67	916.14	956.85	903.36	957.16
R5: 20% FW + 80% Feed	729.60	758.06	716.88	763.21	856.28	802.28	845.18	797.84	856.84
R6: 50% FW + 50% Feed	523.84	564.68	607.50	602.27	659.18	667.31	677.71	688.61	697.24

Date	Monday	Tuesday	Wednesday	Thursday	Friday	Monday	Tuesday	Wednesday	Thursday
Day	20-May-13	21-May-13	22-May-13	23-May-13	24-May-13	27-May-13	28-May-13	29-May-13	30-May-13
	87	88	89	90	91	94	95	96	97

Gas Yield (L/g VS Destroyed)(Using Daily VS Destroyed)

R1: 100% Feed (Control)	0.68	0.68	0.70	0.70	0.72	0.72	0.74	0.75	0.76
R2: 100% Feed (Control)	0.83	0.82	0.85	0.87	0.88	0.88	0.88	0.89	0.89
R2: 100% Food Waste									
R3: 10% FW + 90% Feed	1.01	1.00	1.00	1.00	1.00	0.99	0.99	0.99	0.99
R4: 20% FW + 80% Feed	0.99	0.98	0.99	0.98	0.99	0.99	0.99	1.00	1.00
R5: 20% FW + 80% Feed	0.89	0.88	0.90	0.91	0.91	0.91	0.92	0.92	0.92
R6: 50% FW + 50% Feed	0.72	0.72	0.74	0.75	0.77	0.78	0.80	0.80	0.80

Gas Yield (mL/g VS Destroyed)(Using Daily VS Destroyed)

R1: 100% Feed (Control)	676.12	677.48	696.83	696.10	715.14	723.59	740.03	751.66	762.00
R2: 100% Feed (Control)	828.49	823.65	851.54	873.32	881.14	878.33	878.52	885.56	891.18
R2: 100% Food Waste									
R3: 10% FW + 90% Feed	1013.18	1004.10	1002.04	1002.27	996.89	985.05	985.15	989.73	990.67
R4: 20% FW + 80% Feed	989.18	976.13	987.63	982.67	988.38	985.37	994.30	996.77	997.36
R5: 20% FW + 80% Feed	885.69	878.03	902.35	912.07	914.09	912.01	917.38	917.46	920.08
R6: 50% FW + 50% Feed	716.65	717.30	735.46	748.38	768.33	775.90	799.04	801.63	804.44

Date Day	Friday	Monday	Tuesday	Wednesday	Thursday	NEBRA Abstract Data cutoff	Monday	Tuesday	Wednesday
	31-May-13 98	3-Jun-13 101	4-Jun-13 102	5-Jun-13 103	6-Jun-13 104	7-Jun-13 105	10-Jun-13 108	11-Jun-13 109	12-Jun-13 110
Gas Yield (L/g VS Destroyed)(Using Daily VS Destroyed)									
R1: 100% Feed (Control)	0.77	0.78	0.79	0.80	0.80	0.81	0.81	0.84	0.84
R2: 100% Feed (Control)	0.90	0.90	0.91	0.91	0.91	0.92	0.93	0.96	0.97
R2: 100% Food Waste									
R3: 10% FW + 90% Feed	0.99	0.98	0.98	0.97	0.96	0.96	0.96	0.97	0.98
R4: 20% FW + 80% Feed	1.00	1.00	1.00	0.99	0.99	1.00	1.00	1.01	1.02
R5: 20% FW + 80% Feed	0.93	0.93	0.93	0.93	0.93	0.93	0.94	0.95	0.95
R6: 50% FW + 50% Feed	0.82	0.83	0.84	0.85	0.86	0.87	0.89	0.90	0.91
Gas Yield (mL/g VS Destroyed)(Using Daily VS Destroyed)									
R1: 100% Feed (Control)	773.61	782.28	794.42	798.19	800.12	808.53	813.60	839.39	841.40
R2: 100% Feed (Control)	895.01	898.95	911.25	908.49	911.25	919.07	930.11	955.53	968.77
R2: 100% Food Waste									
R3: 10% FW + 90% Feed	987.63	982.52	977.44	968.79	962.13	962.09	959.63	971.09	975.38
R4: 20% FW + 80% Feed	1001.81	1000.79	1001.83	993.90	993.64	995.65	997.52	1010.24	1019.71
R5: 20% FW + 80% Feed	925.87	926.85	929.30	929.80	930.20	934.42	936.36	948.36	954.45
R6: 50% FW + 50% Feed	817.95	827.90	842.86	849.55	857.65	872.97	886.16	899.36	912.68

Date	Thursday	Friday	Monday	Tuesday	Wednesday	Thursday	Friday	Monday
Day	13-Jun-13	14-Jun-13	17-Jun-13	18-Jun-13	19-Jun-13	20-Jun-13	21-Jun-13	24-Jun-13
	111	112	115	116	117	118	119	122

Gas Yield (L/g VS Destroyed)(Using Daily VS Destroyed)								
R1: 100% Feed (Control)	0.84	0.84	0.83	0.85	0.86	0.84	0.87	0.90
R2: 100% Feed (Control)	0.98	0.98	0.98	0.99	1.00	0.98	1.02	1.02
R2: 100% Food Waste								
R3: 10% FW + 90% Feed	0.98	0.97	0.97	0.98	0.99	0.97	1.00	1.00
R4: 20% FW + 80% Feed	1.03	1.03	1.03	1.04	1.04	1.02	1.07	1.06
R5: 20% FW + 80% Feed	0.96	0.96	0.95	0.97	0.97	0.95	0.97	0.98
R6: 50% FW + 50% Feed	0.92	0.92	0.93	0.94	0.95	0.97	0.98	0.97

Gas Yield (mL/g VS Destroyed)(Using Daily VS Destroyed)								
R1: 100% Feed (Control)	840.22	836.74	833.89	848.61	855.08	838.41	874.48	901.35
R2: 100% Feed (Control)	976.05	977.14	976.24	994.54	1002.09	980.91	1024.16	1020.27
R2: 100% Food Waste								
R3: 10% FW + 90% Feed	975.70	972.93	969.62	983.83	985.99	965.16	1001.78	999.18
R4: 20% FW + 80% Feed	1027.27	1027.96	1026.86	1035.02	1041.03	1018.62	1065.16	1055.24
R5: 20% FW + 80% Feed	957.81	957.16	952.30	967.99	968.48	948.31	973.98	984.39
R6: 50% FW + 50% Feed	921.46	920.15	927.66	941.96	953.46	965.67	983.57	974.50

Date	Tuesday	Wednesday	Thursday	Friday	Monday	Tuesday	Wednesday	Thursday
Day	25-Jun-13	26-Jun-13	27-Jun-13	28-Jun-13	1-Jul-13	2-Jul-13	3-Jul-13	4-Jul-13
	123	124	125	126	129	130	131	132

Gas Yield (L/g VS Destroyed)(Using Daily VS Destroyed)								
R1: 100% Feed (Control)	0.90	0.90	0.91	0.91	0.93	0.94	0.94	0.96
R2: 100% Feed (Control)	1.01	1.02	1.02	1.03	1.05	1.07	1.07	1.09
R2: 100% Food Waste								
R3: 10% FW + 90% Feed	0.99	1.00	1.00	1.01	1.02	1.04	1.04	1.07
R4: 20% FW + 80% Feed	1.05	1.05	1.05	1.05	1.06	1.08	1.07	1.10
R5: 20% FW + 80% Feed	0.98	0.98	0.98	0.98	1.01	1.04	1.04	1.07
R6: 50% FW + 50% Feed	0.97	0.97	0.98	0.98	0.99	1.01	1.02	1.04
Gas Yield (mL/g VS Destroyed)(Using Daily VS Destroyed)								
R1: 100% Feed (Control)	900.55	902.54	905.65	914.76	925.27	942.12	939.12	964.21
R2: 100% Feed (Control)	1013.43	1020.86	1021.31	1029.09	1050.11	1068.08	1066.71	1090.96
R2: 100% Food Waste								
R3: 10% FW + 90% Feed	992.62	1000.00	1002.99	1011.86	1023.20	1042.20	1041.42	1069.38
R4: 20% FW + 80% Feed	1049.50	1048.18	1045.86	1051.42	1062.85	1077.57	1073.69	1098.24
R5: 20% FW + 80% Feed	977.99	982.13	982.71	984.26	1012.13	1037.93	1043.30	1070.92
R6: 50% FW + 50% Feed	971.38	974.92	975.73	981.77	993.62	1011.04	1016.61	1039.40

Date	Friday	Monday	Tuesday	Wednesday	Thursday	Friday	Monday	Tuesday
Day	5-Jul-13	8-Jul-13	9-Jul-13	10-Jul-13	11-Jul-13	12-Jul-13	15-Jul-13	16-Jul-13
	133	136	137	138	139	140	143	144

Gas Yield (L/g VS Destroyed)(Using Daily VS Destroyed)

R1: 100% Feed (Control)	0.96	0.96	0.95	0.93	0.94	0.94	0.95	0.93
R2: 100% Feed (Control)	1.09	1.09	1.07	1.05	1.06	1.06	1.07	1.05
R2: 100% Food Waste								
R3: 10% FW + 90% Feed	1.07	1.07	1.05	1.03	1.04	1.04	1.05	1.04
R4: 20% FW + 80% Feed	1.10	1.10	1.08	1.06	1.07	1.07	1.08	1.06
R5: 20% FW + 80% Feed	1.07	1.07	1.05	1.03	1.04	1.05	1.06	1.04
R6: 50% FW + 50% Feed	1.04	1.04	1.02	1.00	1.01	1.02	1.03	1.01

Gas Yield (mL/g VS Destroyed)(Using Daily VS Destroyed)

R1: 100% Feed (Control)	964.21	964.21	945.74	927.68	936.57	935.78	949.38	932.52
R2: 100% Feed (Control)	1090.96	1090.96	1070.00	1049.83	1057.47	1061.32	1068.12	1048.94
R2: 100% Food Waste								
R3: 10% FW + 90% Feed	1069.38	1069.38	1049.02	1029.06	1039.71	1039.14	1054.69	1036.26
R4: 20% FW + 80% Feed	1098.24	1098.24	1077.19	1055.86	1065.01	1067.29	1078.11	1060.07
R5: 20% FW + 80% Feed	1070.92	1070.92	1050.88	1031.10	1040.80	1049.02	1060.31	1042.65
R6: 50% FW + 50% Feed	1039.40	1039.40	1020.54	1002.04	1012.20	1015.96	1027.88	1011.62

Date	Wednesday	Thursday	Friday	Monday	Tuesday	Wednesday	Thursday	Friday
Day	17-Jul-13	18-Jul-13	19-Jul-13	22-Jul-13	23-Jul-13	24-Jul-13	25-Jul-13	26-Jul-13
	145	146	147	150	151	152	153	154

Gas Yield (L/g VS Destroyed)(Using Daily VS Destroyed)

R1: 100% Feed (Control)	0.94	0.95	0.95	0.96	0.96	0.96	0.96	0.97
R2: 100% Feed (Control)	1.06	1.06	1.06	1.06	1.06	1.06	1.06	1.06
R2: 100% Food Waste								
R3: 10% FW + 90% Feed	1.04	1.04	1.04	1.04	1.05	1.05	1.05	1.05
R4: 20% FW + 80% Feed	1.07	1.07	1.07	1.07	1.07	1.08	1.08	1.08
R5: 20% FW + 80% Feed	1.05	1.06	1.06	1.06	1.07	1.07	1.07	1.07
R6: 50% FW + 50% Feed	1.02	1.03	1.03	1.03	1.03	1.03	1.03	1.04

Gas Yield (mL/g VS Destroyed)(Using Daily VS Destroyed)

R1: 100% Feed (Control)	943.03	948.00	949.19	958.89	960.75	962.67	964.89	966.92
R2: 100% Feed (Control)	1057.63	1060.23	1058.04	1059.12	1058.87	1058.80	1059.72	1060.64
R2: 100% Food Waste								
R3: 10% FW + 90% Feed	1041.96	1041.44	1039.48	1044.57	1045.64	1047.87	1051.46	1054.69
R4: 20% FW + 80% Feed	1069.22	1069.45	1070.40	1073.92	1074.62	1075.66	1077.08	1078.80
R5: 20% FW + 80% Feed	1052.64	1055.66	1059.13	1062.26	1065.35	1066.29	1067.84	1069.99
R6: 50% FW + 50% Feed	1024.20	1026.41	1025.97	1029.57	1030.64	1032.24	1033.63	1035.26

Test	Composition														
	Friday 22-Feb-13 Day 0	Thursday 14-Mar-13 20	Thursday 21-Mar-13 27	Thursday 28-Mar-13 34	Thursday 4-Apr-13 41	Thursday 11-Apr-13 48	Thursday 18-Apr-13 55	Thursday 9-May-13 76	Thursday 16-May-13 83	Thursday 30-May-13 97	Thursday 13-Jun-13 111	Thursday 27-Jun-13 125	Thursday 18-Jul-13 146	Thursday 25-Jul-13 153	
Methane Area (1.0)	Average	(500 uL)	(500 uL)	(500 uL)	(500 uL)	(500 uL)	(500 uL)	(500 uL)	(500 uL)	(500 uL)	(500 uL)	(500 uL)	(500 uL)	(500 uL)	
R1: 100% Feed (Control)	3198.514286	3210.9	3213.0	3460.8	3262.1	2883.4	4305.1	4038.4	2798.4	2899.6	3135.3	3240.3	2204.2	3323.8	
R1: 100% Feed (Control)	3220.571429	3730	3670.0	3652.7	3663.6	3602.6	2705.3	2646.7	2505	3409	3336.9	3120.3	2547.8	3784.7	
R2: 100% Food Waste	3567.135714	3307.7	4019.0	4312.3	3394.0	4221.3	3992	2866.8	4135.4	4184.4	2886.8	2992.3	2722.6	2645.9	
R2: 100% Food Waste	3679.278571	4303.1	4296.0	4211.6	4242.3	4628.7	4344.4	3073.3	2834	2971.2	3172.1	2662.8	2917.3	3068.9	
R3: 10% FW + 90% Feed	3055.735714	3322.4	3288.0	3265.3	3270.1	3182.5	2185.0	3077.4	3566.1	3174.4	2673.4	3080.2	3545.1	3162	
R3: 10% FW + 90% Feed	3123.871429	3559.3	3675.0	3678.4	3602.9	3373.4	1846.8	3688.1	3453.9	2988.2	3528.8	2383.5	3080.9	3200.3	
R4: 20% FW + 80% Feed	3680.076923	3910.6	3907.0	3648.5	3838.6	3269.0	3119.8	3117	3416	4064.6	3384.3	4465.4	4295.4	3404.8	
R4: 20% FW + 80% Feed	3136.907692	2854.4	3059.0	3529.1	3335.4	3072.2	2887.0	2849.8	3103.1	3258.3	3320.5	3012.7	3210.4	3287.9	
R5: 20% FW + 80% Feed	3497.953846	3404.9	3507.0	4120.1	3524.4	3321.0	2964.1	3272	3315.2	3827.7	2815.3	3372.9	3423.4	4605.4	
R5: 20% FW + 80% Feed	3302.561538	3631	3627.0	3282.3	3325.7	3303.1	2843.9	4262	3426.8	2782	2629.4	3133.2	3186.2	3500.7	
R6: 50% FW + 50% Feed	3225.653846	3028.4	3028.0	2988.1	2989.2	2916.6	2701.1	3433.5	3136.3	3767.3	3277.7	3434.8	3838.5	3394	
R6: 50% FW + 50% Feed	3108.769231	3260.2	3256.0	3163.3	3201.5	2670.1	2485.7	3260.4	2747.3	3011	3030.2	3544.8	3184.9	3598.6	
CH4 Composition (%)	Average														
R1: 100% Feed (Control)	53.3%	56.0%	55.7%	56.8%	55.9%	53.7%	56.3%	54.7%	47.8%	52.8%	53.6%	53.1%	45.0%	56.8%	
R2: 100% Food Waste	57.5%	59.3%	62.8%	63.9%	59.4%	65.5%	62.9%	51.0%	56.1%	57.0%	51.5%	49.5%	49.4%	49.8%	
R3: 10% FW + 90% Feed	52.1%	55.7%	56.1%	56.0%	55.6%	54.0%	41.4%	55.1%	56.4%	52.1%	52.3%	48.6%	54.4%	53.1%	
R4: 20% FW + 80% Feed	55.3%	55.1%	56.1%	57.1%	57.1%	53.0%	51.3%	51.1%	53.8%	57.9%	54.8%	58.6%	58.8%	54.7%	
R5: 20% FW + 80% Feed	55.3%	56.4%	56.9%	58.3%	55.5%	54.4%	50.3%	58.9%	55.0%	54.3%	48.5%	53.8%	54.3%	61.8%	
R6: 50% FW + 50% Feed	52.9%	52.7%	52.7%	52.0%	52.2%	49.2%	47.2%	54.7%	50.7%	55.1%	52.8%	56.1%	56.4%	56.2%	

Test				sTN							
				Friday	Tuesday	Thursday	Tuesday	Tuesday	Tuesday	Tuesday	Tuesday
Date				22-Feb-13	26-Feb-13	28-Feb-13	5-Mar-13	12-Mar-13	19-Mar-13	26-Mar-13	2-Apr-13
Day				0	4	6	11	18	25	32	39
Soluble Total Nitrogen (mg/L N)	Average (mg/L)	Average (g/L)									
R1: 100% Feed (Control)	2260.50	2.26			1830	2150	1920	1550	2550	2450	2495
R2: 100% Feed (Control)	1920.45	1.92									
R2: 100% Food Waste	2477.78	2.48	19%		1905	2165	2150	2285	2675	2560	2765
R3: 10% FW + 90% Feed	2298.50	2.30	10%	2.34	1960	1835	1885	2595	2270	2595	2310
R4: 20% FW + 80% Feed	2271.50	2.27	9%	2.24	1870	2310	2150	2175	2325	2250	2315
R5: 20% FW + 80% Feed	2239.00	2.24	7%		1975	1945	2005	2290	2230	2560	2320
R6: 50% FW + 50% Feed	2340.50	2.34	12%		2275	2205	2180	2250	2395	2380	2445
Feed	779.79	0.78		675				955	955	770	530
Seed											
Food Waste	2195	2.20		1925				2115	2070	2165	2045

Test									
	Tuesday	Tuesday	Tuesday	Tuesday	Tuesday	Tuesday	Tuesday	Tuesday	Tuesday
Date	9-Apr-13	16-Apr-13	23-Apr-13	30-Apr-13	7-May-13	14-May-13	21-May-13	28-May-13	4-Jun-13
Day	46	53	60	67	74	81	88	95	102
Soluble Total Nitrogen (mg/L N)									
R1: 100% Feed (Control)	2310	2730	2620	2095	2095	1975	2060	2130	2030
R2: 100% Feed (Control)			2375	2005	1970	1820	1935	2140	2040
R2: 100% Food Waste	2790	3005							
R3: 10% FW + 90% Feed	2395	2500	2640	1980	2090	1805	1805	1925	1845
R4: 20% FW + 80% Feed	2395	2395	2530	2060	1900	1965	2120	2030	2015
R5: 20% FW + 80% Feed	2080	2620	2365	2100	2085	1955	1975	1925	2295
R6: 50% FW + 50% Feed	2420	2405	2450	2195	1835	1795	2110	1895	2085
Feed	870	920	458.5	955	1025	350	410	510	435
Seed									
Food Waste	2285	2435	2250	2435	2655	2700	2405	2995	2975

Test							
	Tuesday	Tuesday	Tuesday	Tuesday	Tuesday	Tuesday	Tuesday
Date	11-Jun-13	18-Jun-13	25-Jun-13	2-Jul-13	9-Jul-13	16-Jul-13	23-Jul-13
Day	109	116	123	130	137	144	151
Soluble Total Nitrogen (mg/L N)							
R1: 100% Feed (Control)	1765	1740		1695		1515	
R2: 100% Feed (Control)	1790	1650		1640		1760	
R2: 100% Food Waste							
R3: 10% FW + 90% Feed	1850	1695		1655		1645	
R4: 20% FW + 80% Feed	1875	1695		1565		1780	
R5: 20% FW + 80% Feed	1785	1830		1680		1845	
R6: 50% FW + 50% Feed	1990	1780		1870		1905	
Feed	362.5	317.5	312.5	0	472.5	405	527.5
Seed							
Food Waste	2585	2735	2635	0	2815	3335	2890

Test				STP							
				Friday	Tuesday	Thursday	Tuesday	Tuesday	Tuesday	Tuesday	Tuesday
Date				22-Feb-13	26-Feb-13	28-Feb-13	5-Mar-13	12-Mar-13	19-Mar-13	26-Mar-13	2-Apr-13
Day				0	4	6	11	18	25	32	39
Phosphate (mg/L PO ₄ ³⁻ -P)	Average (mg/L)	Average (g/L)									
R1: 100% Feed (Control)	219	0.22			100	129	106	155	215	243	295
R2: 100% Feed (Control)	179	0.18									
R2: 100% Food Waste	254	0.25	28%		105	162	107	131	191	210	309
R3: 10% FW + 90% Feed	212	0.21	7%		101	128	98	149	193	238	284
R4: 20% FW + 80% Feed	211	0.21	6%		86	125	99	144	189	238	273
R5: 20% FW + 80% Feed	218	0.22	10%		90	122	106	149	191	270	271
R6: 50% FW + 50% Feed	216	0.22	9%		106	118	117	164	193	237	263
Feed	270	0.27		173				224	284	303	262
Seed											
Food Waste	372	0.37		376				370	356	360	364

Test								
	Tuesday	Tuesday	Tuesday	Tuesday	Tuesday	Tuesday	Tuesday	Tuesday
Date	9-Apr-13	16-Apr-13	23-Apr-13	30-Apr-13	7-May-13	14-May-13	21-May-13	28-May-13
Day	46	53	60	67	74	81	88	95
Phosphate (mg/L PO₄³⁻-P)								
R1: 100% Feed (Control)	291	326	327	334	316	256	288	272
R2: 100% Feed (Control)			164	156	177	170	232	226
R2: 100% Food Waste	493	580						
R3: 10% FW + 90% Feed	289	312	328	310	292	242	284	250
R4: 20% FW + 80% Feed	286	303	373	290	296	250	278	252
R5: 20% FW + 80% Feed	295	320	365	292	292	244	268	246
R6: 50% FW + 50% Feed	287	301	381	278	286	234	254	234
Feed	331	323	167	334	294	324	171	236
Seed								
Food Waste	405	356	393	73	63	116	156	210

Test								
	Tuesday	Tuesday	Tuesday	Tuesday	Tuesday	Tuesday	Tuesday	Tuesday
Date	4-Jun-13	11-Jun-13	18-Jun-13	25-Jun-13	2-Jul-13	9-Jul-13	16-Jul-13	23-Jul-13
Day	102	109	116	123	130	137	144	151
Phosphate (mg/L PO ₄ ³⁻ -P)								
R1: 100% Feed (Control)	262	234	214		150		147	147
R2: 100% Feed (Control)	234	198	162		136		144	145
R2: 100% Food Waste								
R3: 10% FW + 90% Feed	248	216	174		144		145	145
R4: 20% FW + 80% Feed	246	204	166		144		140	141
R5: 20% FW + 80% Feed	242	204	162		140		145	145
R6: 50% FW + 50% Feed	222	188	158		145		149	150
Feed	128	111	167	105		133	154	155
Seed								
Food Waste	182	104	192	157		94	129	218